

OMOLOGATO®
1p)mobile



PIRELLI NATIONAL SPORTBIKE CHAMPIONSHIP

With Moneybarn Vehicle Finance



Round 10
Brands Hatch GP
11th – 13th October 2024



Timing & Results Provided by Timing Solutions Ltd

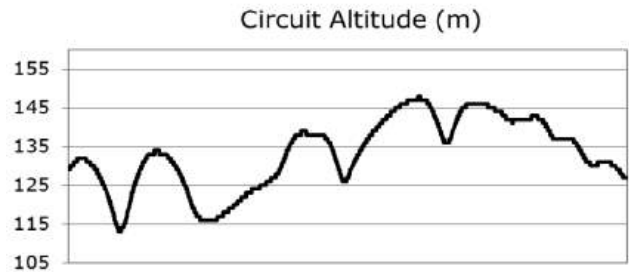
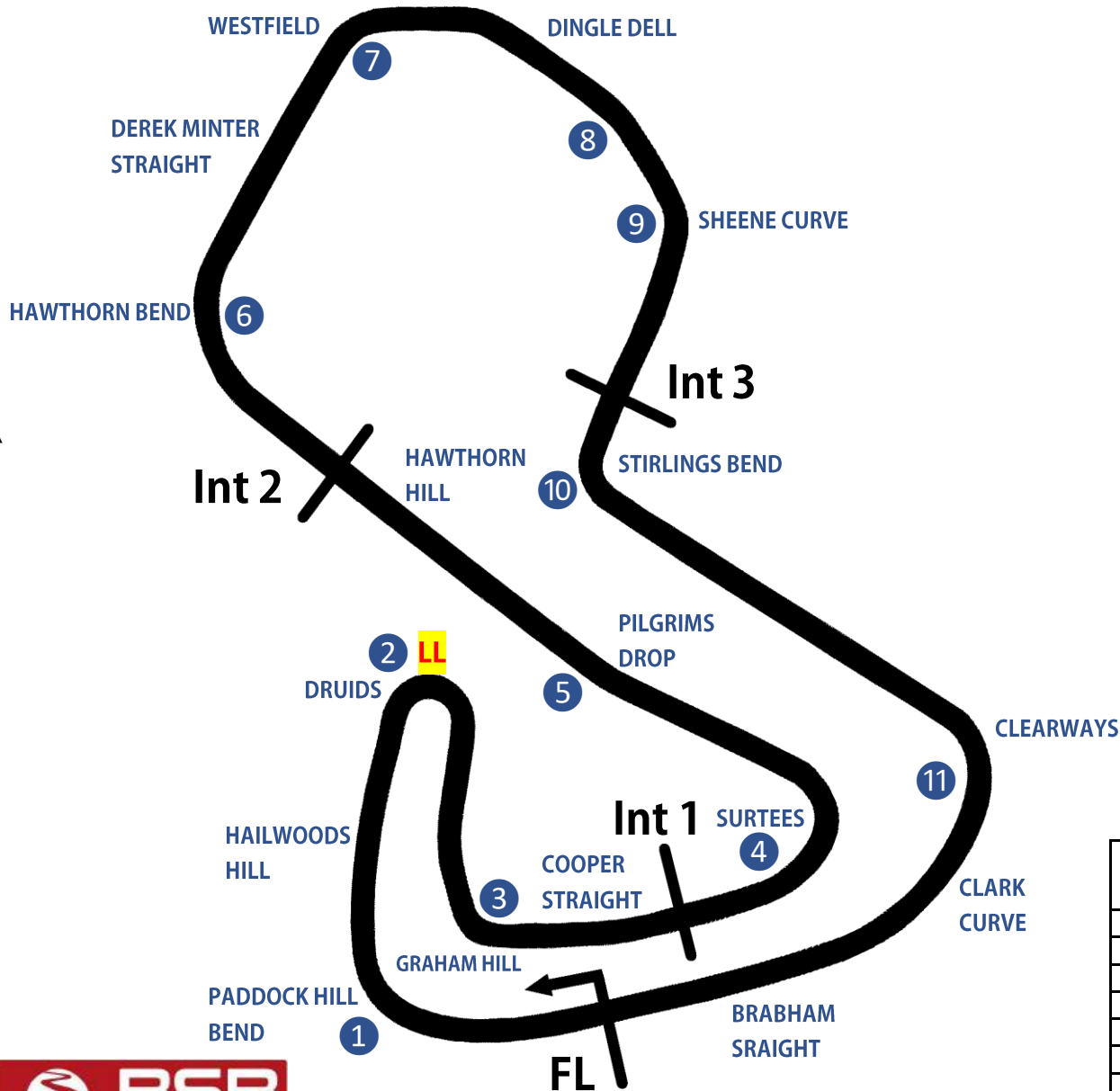
www.tsl-timing.com



BrandsHatch

Brands Hatch Grand Prix Circuit

Fawkham, Longfield, Kent, UK



Length	2.4332 miles 3.916 km 3916.0 m		
FL	51.36032 N	0.26032 E	
Int 1	1116m	51.35934 N	0.25955 E
Int 2	1796m	51.35628 N	0.22660 E
Int 3	2928m	51.35532 N	0.26250 E
Pit Entry	3646m	51.35911 N	0.25743 E
Pit Exit	83m after FL	51.36017 N	0.26051 E
Pit Entry - Pit Exit	332m, 23.9s @ 50kph, 19.9s @ 60kph		

(LL) LONG LAP - OUTSIDE OF T2 / DRUIDS

Race Lap Records		Best Sector Information (Any Session)							
		S1	S1 mph	S2	S2 mph	S3	S3 mph	S4	FL mph
Superbike	1:24.873	26.954	133.4	14.489	177.5	23.022	104.2	19.625	168.6
Superstock (1000)	1:26.555	27.433	128.3	14.818	170.3	23.527	102.2	20.133	164.8
Supersport / GP2	1:27.675	27.706	124.7	15.221	162.0	23.473	101.9	20.575	156.8
Sidecar 600	1:31.707	28.717	110.7	16.713	137.5	23.586	101.8	21.991	131.0
Sportbike	1:31.822	28.884	114.1	16.323	143.0	24.484	99.8	21.825	136.9
BMW F900 R Cup	1:33.856	29.525	110.1	16.667	142.1	24.960	96.5	22.320	132.8
BTC 2020	1:36.026	29.846	105.6	17.429	130.5	24.860	95.7	22.826	125.6
Superteen	1:36.389	30.166	106.0	17.183	135.8	25.356	97.8	22.838	129.0
BSB Best Ever Lap	1:24.163	Shane Byrne - Be Wiser Ducati - (Q3 14/10/17)							



Results & Live Timing available at – www.tsl-timing.com

Updated - 16/08/2024 16:27

2024 Bennetts British Superbike Championship - Round 11
 2024 Pirelli National Sportbike with Moneybarn Vehicle Finance



START LIST

NO	CL	NAME	NAT	ENTRY
4		Jack SMITH	SMI	GBR Aprilia RS660 - Woodland Racing
6		Jack KNIGHTS	KNI	GBR Aprilia RS660 - BlueMotion Racing
8		Ash BARNES	BAR	GBR Yamaha YZF-R7 - Raceways Yamaha
10		Kieran KENT	KEN	GBR Kawasaki Ninja 650 - Sycirrus Motorsport
11		Sean O'REILLY	O'RE	GBR Aprilia RS660 - Moto Muzzi Racing Aprilia
12		Harry COOK	COO	GBR Triumph Daytona 660 - Cook Racing
13		Edoardo COLOMBI	COL	ITA Aprilia RS660 - Gradara Corse Asd
17		Zak SHELTON	SHE	GBR Aprilia RS660 - XMT Racing
20		Jack MUIR	MUI	GBR Aprilia RS660 - Jack Muir Racing
23		Joe ELLIS	ELL	GBR Aprilia RS660 - JPR
24		Scott CARSON	CAR	GBR Triumph Daytona 660 - Team Cryosol
25		Thomas STRUDWICK	STR	GBR Triumph Daytona 660 - TS Racing
26		Del DOWDS	DOW	GBR Suzuki GSX8R - Powerslide Motorcycles by Sublime Suzuki
28		Alfie DAVIDSON	DAV	GBR Aprilia RS660 - IN Competition / SENCAT Aprilia
34		Aaron SILVESTER	SIL	GBR Triumph Daytona 660 - MIH Solutions / Macadam Racing Triumph
40		Darragh CREAM	CRE	IRL Aprilia RS660 - DJ Racing Aprilia
44		Sam GREEN	GRE	GBR Aprilia RS660 - Bruce Racing
47		Richard COOPER	COO	GBR Triumph Daytona 660 - PHR Performance Triumph
51		Rossi BANHAM	BAN	GBR Yamaha YZF-R7 - RB Racing
55		Harrison DESSOY	DES	GBR Yamaha YZF-R7 - Rev2Race Yamaha
56		Charlie ATKINS	ATK	GBR Kawasaki Ninja 650 - Sycirrus Motorsport
59		Robert VAREY	VAR	GBR Yamaha YZF-R7 - Stanford Fastline
60		Lennon DOCHERTY	DOC	GBR Kawasaki Ninja 650 - Sycirrus Motorsport
61		Cameron HARRIS	HRS	GBR Aprilia RS660 - Harris Racing / PW Gates
66		Katie HAND	HAN	GBR Triumph Daytona 660 - MIH Solutions / Macadam Racing Triumph
67		Jacob STEPHENSON	J.STE	GBR Yamaha YZF-R7 - Rev2Race Yamaha
68		Ferre FLEERACKERS	FLE	BEL Aprilia RS660 - B.art Racing Team
69		Joshua PROUDFOOT	PRO	GBR Yamaha YZF-R7 - Rev2Race Yamaha
71		Maximus HARDY	HDY	GBR Triumph Daytona 660 - Hardy Racing
74		Finn SMART-WEEDEN	SWE	GBR Aprilia RS660 - Definnitive Racing
76		Rhys STEPHENSON	R.STE	GBR Triumph Daytona 660 - Rocket Racing
77		Oliver MORGAN-EDWARDS	MED	GBR Aprilia RS660 - OME Racing
85		Jayden MARTIN	MAR	AUS Triumph Daytona 660 - MIH Solutions / Macadam Racing Triumph
89		Taylor MORETON	MOR	GBR Suzuki GSX8R - Powerslide Motorcycles by Sublime Suzuki

Total Competitors: 34

Brands Hatch GP: 2.4332 miles

Printed - 19:17 Monday, 07 October 2024

Results can be found at www.tsl-timing.com



2024 Pirelli National Sportbike with Moneybarn Vehicle Finance
RIDER PERFORMANCE CHART



#	NAME / BIKE	1 4th - 6th May		2 Oulton Park International		3 17th - 19th May		4 Donington Park GP		5 14th - 16th June		6 Knockhill		7 5th - 7th July		8 19th - 21st July		9 9th - 11th August		10 Thruxton		11 24th - 26th August		12 13th - 15th September		13 Oulton Park International		14 27th - 29th September		15 11th - 13th October		16 Brands Hatch GP		
		1	2	3	4	5	6	7	8	9	10	11	12	13	14	15	16	17	18	19	20	21	22	23	24	25	26	27	28	29	30			
3	Benji COMPTON (Triumph)																																	
4	Jack SMITH (Aprilia)	13	DNF	11	18	15	DNF	DNF	20	19	12													14	12									
6	Jack KNIGHTS (Aprilia)	21	17	17	DNF	DNS	DNS	DNF	23	24	13	14	23	20																				
7	Jack KIRSCH (Kawasaki)	DNF	DNS																															
8	Ash BARNES (Yamaha)	5	3	3	5	3	4	7	5	5	1*	DNF	2																					
10	Kieran KENT (Yamaha / Kawasaki)	12	DNF											13										25	21									
11	Sean O'REILLY (Aprilia)	17	10	DNF	20	17	9	20	18	DNF	DNF	16	19	15																				
13	Edoardo COLOMBI (Aprilia)	1	1	1*	1*	4	2	1	1*	3	DNF	1*	3	2*																				
14	Lewis ARROWSMITH (Aprilia)	11	8	10	10																													
17	Zak SHELTON (Aprilia)	8	DNF	5	DNF	DQ	DNF	8	10	DNS	5	DNF	20	7																				
18	Jodie FIELDHOUSE (Aprilia)	DNF	19	DNF	22			23	DNF	DNF	DNS																							
20	Jack MUIR (Aprilia)	22	16	19	19	20	16	19	15	11	DNS		DNS	18																				
23	Joe ELLIS (Aprilia)	16	12	20	15	19	DNS	DNF	16	13	9	13	21	23																				
25	Thomas STRUDWICK (Triumph)	4	DNF	4	3	6	8	3	3	2	3	3	8	1																				
26	Del DOWDS (Suzuki)																																	
27	Filippo ROVELLI (Triumph)																																	
28	Alfie DAVIDSON (Aprilia)	9	5	9	9	8	6	10	9	8	4	4	4	5																				
29	Aaron DAYKIN (Aprilia)							17		21	17																							
34	Aaron SILVESTER (Triumph)	3	DNF	DNF	6	5	3	5	6	6	DNF	5	5	6																				
40	Darragh CREAN (Aprilia)	20	11	13	DNF	18	13																											
44	Sam GREEN (Aprilia)	DNS	18	15	16			21	DNF	17	DNF																							
47	Richard COOPER (Triumph)	2*	2*	2	2	1*	1*	2*	2	1	DNF	2	1*	DNF																				
51	Rossi BANHAM (Yamaha)	DNF	DNS	8	11	DNS	11	9	12	10	DNF	DNF	10	8																				
55	Harrison DESSOY (Yamaha)	6	4	DNF	4	2	DNF	4	4	4*	DNF	DNS	6	3																				
56	Charlie ATKINS (Kawasaki)	DNF	9	DNF	DNF	10	7	DNF	DNF	16	10	9	16	DNS																				
59	Robert VAREY (Yamaha)																																	
60	Lennon DOCHERTY (Kawasaki)			21	21	7	5	18	DNF	15	14	11	13	13																				
61	Cameron HARRIS (Aprilia)	15	13	12	12	16	15	14	17	20	11	12	24	DNF																				
66	Katie HAND (Triumph)	14	DNF	14	13	21	DNF	22	19	22	16																							
67	Jacob STEPHENSON (Yamaha)					13	DNF	15	13	12	8	10	15	9																				
69	Joshua PROUDFOOT (Yamaha)	18	15	18	17	12	12	DNF	24	23	15	15	17	16																				
71	Maximus HARDY (Triumph)																																	
73	AI FAGAN (Triumph)									14	DNS																							
74	Finn SMART-WEEDEN (Aprilia)	10	7	DNF	DNS	9	DNF	16	8	DNF	6	6	DNF	DNF																				
76	Rhys STEPHENSON (Triumph)	DNF	6	6	7	DNS	DNS	6	7	7	2	DNS	7	4																				
77	Oliver MORGAN-EDWARDS (Aprilia)	19	14	16	14	14	10	DNF	21	18	DNF	DNS	18	14																				
80	Adam CHILD (Triumph)																																	
85	Jayden MARTIN (Triumph)	7	DNF	7	8	11	DNF	12	14	9	7	8	12	DNF																				
88	Sergio ROMERO (Triumph)																																	
89	Taylor MORETON (Suzuki)																																	
96	Caolan IRWIN (Aprilia)																																	
99	Fabian DRESLER (Triumph)																																	

* Denotes Fastest Lap | DNF = Did Not Finish | DNQ = Did Not Qualify | DNS = Did Not Start |

NC = Finished but Not Classified | DQ - Disqualified | Change of Team/Machine ||

Denotes Pole Position

Wildcard / None Points Scorer

2024 Pirelli National Sportbike with Moneybarn Vehicle Finance

LAPS LED



#	NAME / BIKE	4th - 6th May Oulton Park International		17th - 19th May Donington Park GP		14th - 16th June Knockhill		5th - 7th July Snetterton 300		19th - 21st July Brands Hatch GP		9th - 11th August Thruxton		24th - 26th August Cadwell Park		13th - 15th September Oulton Park International		27th - 29th September Donington Park GP		14th - 13th October Brands Hatch GP		TOTAL
		1	2	3	4	5	6	7	8	9	10	11	12	13	14	15						
13	Edoardo COLOMBI (Aprilia)	7	10	12	12			10	11	4	6	2		5							79	
47	Richard COOPER (Triumph)		2			8	22	1	1	8	4	8	8								62	
25	Thomas STRUDWICK (Triumph)										1					6					7	
55	Harrison DESSOY (Yamaha)										1										1	
8	Ash BARNES (Yamaha)															1					1	

BOLD NUMBER INDICATES RACE WINNER



FREE PRACTICE 1 - CLASSIFICATION

POS	NO	NAME	NAT	ENTRY	TIME	ON	LAPS	GAP	DIFF	MPH
1	47	Richard COOPER	GBR	Triumph Daytona 660 - PHR Performance Triumph	1:34.854	11	13			92.35
2	8	Ash BARNES	GBR	Yamaha YZF-R7 - Raceways Yamaha	1:35.893	12	12	1.039	1.039	91.35
3	34	Aaron SILVESTER	GBR	Triumph Daytona 660 - MIH Solutions / Macadam Raci	1:36.352	8	8	1.498	0.459	90.91
4	55	Harrison DESSOY	GBR	Yamaha YZF-R7 - Rev2Race Yamaha	1:36.513	9	9	1.659	0.161	90.76
5	51	Rossi BANHAM	GBR	Yamaha YZF-R7 - RB Racing	1:37.109	14	14	2.255	0.596	90.20
6	59	Robert VAREY	GBR	Yamaha YZF-R7 - Stanford Fastline	1:37.145	7	7	2.291	0.036	90.17
7	68	Ferre FLEERACKERS	BEL	Aprilia RS660 - B.art Racing Team	1:37.357	7	14	2.503	0.212	89.97
8	25	Thomas STRUDWICK	GBR	Triumph Daytona 660 - TS Racing	1:37.390	11	11	2.536	0.033	89.94
9	13	Edoardo COLOMBI	ITA	Aprilia RS660 - Gradara Corse Asd	1:38.055	8	8	3.201	0.665	89.33
10	28	Alfie DAVIDSON	GBR	Aprilia RS660 - IN Competition / SENCAT Aprilia	1:38.389	11	11	3.535	0.334	89.03
11	76	Rhys STEPHENSON	GBR	Triumph Daytona 660 - Rocket Racing	1:38.769	11	12	3.915	0.380	88.69
12	10	Kieran KENT	GBR	Kawasaki Ninja 650 - Symcirrus Motorsport	1:39.571	11	12	4.717	0.802	87.97
13	26	Del DOWDS	GBR	Suzuki GSX8R - Powerslide Motorcycles by Sublime S	1:39.948	12	13	5.094	0.377	87.64
14	20	Jack MUIR	GBR	Aprilia RS660 - Jack Muir Racing	1:39.968	11	13	5.114	0.020	87.62
15	71	Maximus HARDY	GBR	Triumph Daytona 660 - Hardy Racing	1:39.980	13	13	5.126	0.012	87.61
16	89	Taylor MORETON	GBR	Suzuki GSX8R - Powerslide Motorcycles by Sublime S	1:40.271	14	14	5.417	0.291	87.36
17	44	Sam GREEN	GBR	Aprilia RS660 - Bruce Racing	1:41.057	5	9	6.203	0.786	86.68
18	12	Harry COOK	GBR	Triumph Daytona 660 - Cook Racing	1:41.131	13	13	6.277	0.074	86.61
19	85	Jayden MARTIN	AUS	Triumph Daytona 660 - MIH Solutions / Macadam Raci	1:41.613	11	13	6.759	0.482	86.20
20	24	Scott CARSON	GBR	Triumph Daytona 660 - Team Cryosol	1:41.724	10	12	6.870	0.111	86.11
21	4	Jack SMITH	GBR	Aprilia RS660 - Woodland Racing	1:42.289	12	12	7.435	0.565	85.63
22	69	Joshua PROUDFOOT	GBR	Yamaha YZF-R7 - Rev2Race Yamaha	1:42.379	6	6	7.525	0.090	85.56
23	11	Sean O'REILLY	GBR	Aprilia RS660 - Moto Muzzi Racing Aprilia	1:43.306	13	13	8.452	0.927	84.79
24	6	Jack KNIGHTS	GBR	Aprilia RS660 - BlueMotion Racing	1:43.522	11	11	8.668	0.216	84.61
25	17	Zak SHELTON	GBR	Aprilia RS660 - XMT Racing	1:43.640	3	3	8.786	0.118	84.52
26	66	Katie HAND	GBR	Triumph Daytona 660 - MIH Solutions / Macadam Raci	1:43.848	10	12	8.994	0.208	84.35
27	23	Joe ELLIS	GBR	Aprilia RS660 - JPR	1:44.025	12	12	9.171	0.177	84.20

QUALIFYING LAPTIME (110.0% of 1:34.854) = 1:44.339

28	74	Finn SMART-WEEDEN	GBR	Aprilia RS660 - Definitive Racing	1:44.487	8	9	9.633	0.462	83.83
29	61	Cameron HARRIS	GBR	Aprilia RS660 - Harris Racing / PW Gates	1:44.668	13	13	9.814	0.181	83.69
30	56	Charlie ATKINS	GBR	Kawasaki Ninja 650 - Symcirrus Motorsport			3			

Weather / Track : Bright / Dry

These results are provisional until the conclusion of any judicial and technical matters.

Date: 11/10/2024 Start: 09:37 Finish: 10:02

Brands Hatch GP: 2.4332 miles

Race Director: Stuart Higgs <i>S. Higgs</i> <small>Digitally Approved at 10:15 Friday, 11 October 2024</small>	Stewards:	Timekeeper: Richard Evans <i>R. EVANS</i> <small>Digitally Approved at 10:15 Friday, 11 October 2024</small>	
--	-----------	--	--

Results can be found at www.tsl-timing.com

Printed - 10:07 Friday, 11 October 2024



MCRCB BULLETIN TK009

2024 Bennetts British Superbike Championship - Round 11

2024 Pirelli National Sportbike with Moneybarn Vehicle Finance

FREE PRACTICE 1 - SECTOR ANALYSIS



SECTOR 1 = FL to I1, SECTOR 2 = I1 to I2, SECTOR 3 = I2 to I3, SECTOR 4 = I3 to FL, DIFF = Difference To Personal Best Lap, P = Crossed Finish Line in Pit Lane, D = Time Disallowed

P1 47		Richard COOPER				Triumph Daytona 660 - PHR Performance Triumph						
IDEAL LAP TIME : 1:34.652		BEST LAP TIME : 1:34.854				DIFFERENCE : 0.202						
LAP	SECTOR 1	SECTOR 2		SECTOR 3		SECTOR 4		LAP TIME	MPH	DIFF	TIME OF DAY	
1 -	OUTLAP	96.0	18.131	125.4	29.580	75.7	24.913	129.3	1:49.742	79.82	14.888	09:42:59.739
2 -	31.062	107.3	17.241	137.5	27.421	78.1	24.072	129.8	1:39.796	87.77	4.942	09:44:39.535
3 -	30.532	109.2	17.044	138.3	26.761	81.1	23.699	130.8	1:38.036	89.35	3.182	09:46:17.571
4 -	30.293	110.5	16.981	139.8	26.185	81.9	23.955	129.8	1:37.414	89.92	2.560	09:47:54.985
5 -	29.903	110.5	16.942	129.8	27.923	80.1	23.666	131.0	1:38.434	88.99	3.580	09:49:33.419
6 -	29.834	109.2	16.866	139.8	26.328	79.7	23.501	132.6	1:36.529	90.74	1.675	09:51:09.948
7 -	30.289	111.4	16.867	138.9	25.938	85.8	23.233	131.5	1:36.327	90.93	1.473	09:52:46.275
8 -	29.727	111.2	16.755	140.3	26.430	85.4	23.205	131.3	1:36.117	91.13	1.263	09:54:22.392
9 -	30.035	111.1	16.923	139.2	25.752	85.0	23.137	131.8	1:35.847	91.39	0.993	09:55:58.239
10 -	29.581	111.1	16.791	139.5	25.627	86.4	23.077	131.5	1:35.076 (2)	92.13	0.222	09:57:33.315
11 -	29.509	111.8	16.694	140.1	25.734	87.2	22.917	132.8	1:34.854 (1)	92.35		09:59:08.169
12 -	29.577	112.9	16.708	140.6	25.760	86.3	23.233	134.4	1:35.278 (3)	91.93	0.424	10:00:43.447
13 -	29.653	114.1	16.599	139.5	26.246	85.8	23.037	132.6	1:35.535	91.69	0.681	10:02:18.982

P2 8		Ash BARNES				Yamaha YZF-R7 - Raceways Yamaha						
IDEAL LAP TIME : 1:35.588		BEST LAP TIME : 1:35.893				DIFFERENCE : 0.305						
LAP	SECTOR 1	SECTOR 2		SECTOR 3		SECTOR 4		LAP TIME	MPH	DIFF	TIME OF DAY	
1 -	OUTLAP	96.8	17.865	127.5	28.967	65.4	25.481	127.0	1:46.617	82.16	10.724	09:45:14.761
2 -	32.323	101.5	17.389	132.8	28.275	66.1	24.781	126.8	1:42.768	85.23	6.875	09:46:57.529
3 -	31.465	106.0	17.068	136.1	27.387	69.6	24.106	128.0	1:40.026	87.57	4.133	09:48:37.555
4 -	30.771	104.8	16.967	139.5	26.923	74.8	23.605	130.0	1:38.266	89.14	2.373	09:50:15.821
5 -	30.913	103.8	16.949	135.0	27.808	70.3	24.092	131.5	1:39.762	87.80	3.869	09:51:55.583
6 -	31.454	105.8	17.196	134.4	26.676	75.0	23.940	127.5	1:39.266	88.24	3.373	09:53:34.849
7 -	30.550	107.5	16.890	136.1	26.560	73.9	23.739	127.3	1:37.739	89.62	1.846	09:55:12.588
8 -	30.111	104.5	17.108	135.5	26.284	76.4	23.598	127.5	1:37.101	90.21	1.208	09:56:49.689
9 -	29.974	108.5	16.823	136.1	25.978	77.3	23.332	128.3	1:36.107 (3)	91.14	0.214	09:58:25.796
10 -	30.036	108.4	16.933	136.3	25.872	78.2	23.299	128.3	1:36.140	91.11	0.247	10:00:01.936
11 -	29.838	108.4	16.922	136.1	25.849	79.4	23.342	127.3	1:35.951 (2)	91.29	0.058	10:01:37.887
12 -	29.819	108.2	16.764	136.9	25.706	79.7	23.604	127.3	1:35.893 (1)	91.35		10:03:13.780

P3 34		Aaron SILVESTER				Triumph Daytona 660 - MIH Solutions / Macadam Racing Triumph						
IDEAL LAP TIME : 1:36.266		BEST LAP TIME : 1:36.352				DIFFERENCE : 0.086						
LAP	SECTOR 1	SECTOR 2		SECTOR 3		SECTOR 4		LAP TIME	MPH	DIFF	TIME OF DAY	
1 -	OUTLAP	94.3	18.421	119.8	29.759	70.6	25.095	127.0	1:47.986	81.12	11.634	09:41:12.551
2 -	32.793	99.5	17.712	134.2	27.919	74.3	IN PIT		12:02.202 P	12.12	10:25.850	09:53:14.753
3 -	OUTLAP	101.5	17.415	135.0	27.163	77.8	23.853	128.3	1:41.184	86.57	4.832	09:54:55.937
4 -	30.694	105.5	17.172	136.1	26.690	74.5	24.223	128.3	1:38.779	88.68	2.427	09:56:34.716
5 -	30.585	106.5	17.159	135.8	26.741	80.9	23.666	128.0	1:38.151	89.24	1.799	09:58:12.867
6 -	30.130	108.0	17.010	137.5	26.217	80.8	23.687	127.5	1:37.044 (2)	90.26	0.692	09:59:49.911
7 -	30.179	108.5	16.965	137.5	26.696	84.9	23.405	128.0	1:37.245 (3)	90.08	0.893	10:01:27.156
8 -	30.216	108.4	16.905	136.3	25.984	83.7	23.247	127.8	1:36.352 (1)	90.91		10:03:03.508

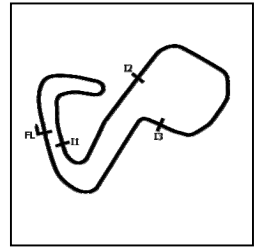
P4 55		Harrison DESSOY				Yamaha YZF-R7 - Rev2Race Yamaha						
IDEAL LAP TIME : 1:36.513		BEST LAP TIME : 1:36.513				DIFFERENCE : 0.000						
LAP	SECTOR 1	SECTOR 2		SECTOR 3		SECTOR 4		LAP TIME	MPH	DIFF	TIME OF DAY	
1 -	OUTLAP	95.8	18.431	132.3	29.601	70.2	25.883	127.8	1:50.060	79.59	13.547	09:49:37.196
2 -	32.318	99.7	17.898	136.6	28.011	75.7	24.437	127.5	1:42.664	85.32	6.151	09:51:19.860
3 -	31.204	106.0	17.498	137.5	26.731	80.9	23.666	128.8	1:39.099	88.39	2.586	09:52:58.959
4 -	30.448	106.5	17.379	137.5	26.371	82.4	23.475	128.8	1:37.673	89.68	1.160	09:54:36.632
5 -	30.307	106.1	17.291	135.8	26.906	83.0	23.559	128.8	1:38.063	89.32	1.550	09:56:14.695
6 -	30.564	105.5	17.268	136.9	26.368	85.2	23.566	128.3	1:37.766	89.60	1.253	09:57:52.461
7 -	30.352	106.8	17.234	136.6	26.002	82.8	23.461	128.3	1:37.049 (2)	90.26	0.536	09:59:29.510
8 -	30.440	106.8	17.197	136.6	26.045	84.0	23.596	128.8	1:37.278 (3)	90.04	0.765	10:01:06.788
9 -	30.150	108.0	17.145	138.0	25.932	85.2	23.286	131.0	1:36.513 (1)	90.76		10:02:43.301

MCRCB BULLETIN TK009

2024 Bennetts British Superbike Championship - Round 11

2024 Pirelli National Sportbike with Moneybarn Vehicle Finance

FREE PRACTICE 1 - SECTOR ANALYSIS



SECTOR 1 = FL to I1, SECTOR 2 = I1 to I2 SECTOR 3 = I2 to I3, SECTOR 4 = I3 to FL, DIFF = Difference To Personal Best Lap, P = Crossed Finish Line in Pit Lane, D = Time Disallowed

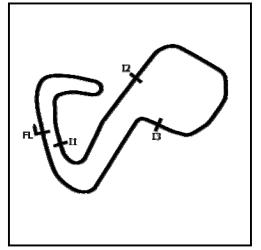
P5 51		Rossi BANHAM				Yamaha YZF-R7 - RB Racing						
IDEAL LAP TIME : 1:37.070		BEST LAP TIME : 1:37.109				DIFFERENCE : 0.039						
LAP	SECTOR 1	SECTOR 2		SECTOR 3		SECTOR 4		LAP TIME	MPH	DIFF	TIME OF DAY	
1 -	OUTLAP	98.2	18.028	137.2	30.997	61.9	26.300	130.3	1:50.496	79.27	13.387	09:41:00.962
2 -	32.477	105.0	17.389	138.6	28.948	64.1	25.237	128.8	1:44.051	84.18	6.942	09:42:45.013
3 -	31.305	102.9	17.397	138.3	28.419	67.5	24.975	128.5	1:42.096	85.80	4.987	09:44:27.109
4 -	31.083	100.3	18.280	137.5	27.741	70.4	24.668	128.5	1:41.772	86.07	4.663	09:46:08.881
5 -	31.301	106.5	17.422	138.0	27.474	72.8	24.471	129.5	1:40.668	87.01	3.559	09:47:49.549
6 -	30.993	105.0	17.355	138.6	27.475	71.6	24.254	129.5	1:40.077	87.53	2.968	09:49:29.626
7 -	30.874	105.3	17.253	138.0	27.830	70.1	24.234	128.8	1:40.191	87.43	3.082	09:51:09.817
8 -	31.203	106.3	17.286	138.9	26.937	76.7	23.929	129.8	1:39.355	88.16	2.246	09:52:49.172
9 -	30.964	106.8	17.197	139.5	26.750	75.1	23.852	130.5	1:38.763	88.69	1.654	09:54:27.935
10 -	30.466	107.7	17.343	138.3	26.703	74.7	23.727	129.5	1:38.239	89.16	1.130	09:56:06.174
11 -	30.404	109.4	17.100	138.6	26.353	78.5	23.577	129.0	1:37.434 (3)	89.90	0.325	09:57:43.608
12 -	30.482	108.4	17.091	138.3	26.238	78.3	23.519	130.0	1:37.330 (2)	90.00	0.221	09:59:20.938
13 -	30.488	106.0	17.351	137.5	26.525	79.3	23.590	129.0	1:37.954	89.42	0.845	10:00:58.892
14 -	30.399	110.0	17.130	138.9	26.172	80.5	23.408	130.8	1:37.109 (1)	90.20		10:02:36.001

P6 59		Robert VAREY				Yamaha YZF-R7 - Stanford Fastline						
IDEAL LAP TIME : 1:37.032		BEST LAP TIME : 1:37.145				DIFFERENCE : 0.113						
LAP	SECTOR 1	SECTOR 2		SECTOR 3		SECTOR 4		LAP TIME	MPH	DIFF	TIME OF DAY	
1 -	OUTLAP	102.1	17.706	125.2	27.576	72.0	24.400	128.5	1:41.641	86.18	4.496	09:44:42.083
2 -	30.861	104.0	17.477	129.5	27.577	66.3	25.250	129.3	1:41.165	86.58	4.020	09:46:23.248
3 -	30.584	106.6	17.339	132.1	27.108	74.1	24.008	128.8	1:39.039	88.44	1.894	09:48:02.287
4 -	31.055	101.8	17.663	136.3	26.897	74.8	24.076	129.0	1:39.691	87.86	2.546	09:49:41.978
5 -	30.265	112.0	17.210	134.4	26.874	76.2	23.704	130.3	1:38.053 (3)	89.33	0.908	09:51:20.031
6 -	30.304	108.4	17.222	135.2	26.257	78.9	23.733	128.0	1:37.516 (2)	89.82	0.371	09:52:57.547
7 -	30.082	107.0	17.215	135.5	26.365	80.5	23.483	127.0	1:37.145 (1)	90.17		09:54:34.692

P7 68		Ferre FLEERACKERS				Aprilia RS660 - B.art Racing Team						
IDEAL LAP TIME : 1:37.020		BEST LAP TIME : 1:37.357				DIFFERENCE : 0.337						
LAP	SECTOR 1	SECTOR 2		SECTOR 3		SECTOR 4		LAP TIME	MPH	DIFF	TIME OF DAY	
1 -	OUTLAP	80.4	18.940	117.3	32.668	64.9	26.393	127.8	1:54.377	76.58	17.020	09:41:00.649
2 -	33.017	98.1	17.720	135.5	29.958	67.3	24.782	129.5	1:45.477	83.04	8.120	09:42:46.126
3 -	32.074	100.7	17.348	135.8	29.535	77.2	24.524	130.3	1:43.481	84.65	6.124	09:44:29.607
4 -	31.447	99.2	17.460	136.1	28.248	74.5	24.357	130.0	1:41.512	86.29	4.155	09:46:11.119
5 -	30.968	103.7	17.354	130.0	28.900	73.7	24.245	130.3	1:41.467	86.33	4.110	09:47:52.586
6 -	31.160	104.0	17.985	131.8	28.033	73.9	24.098	131.5	1:41.276	86.49	3.919	09:49:33.862
7 -	30.038	106.3	16.902	138.6	26.951	80.3	23.466	132.1	1:37.357 (1)	89.97		09:51:11.219
8 -	30.484	108.7	17.048	139.2	26.614	73.6	23.858	132.8	1:38.004	89.38	0.647	09:52:49.223
9 -	30.377	106.0	17.037	137.7	26.949	76.7	23.660	130.8	1:38.023	89.36	0.666	09:54:27.246
10 -	30.327	108.9	17.051	139.5	26.776	82.0	23.490	130.8	1:37.644 (2)	89.71	0.287	09:56:04.890
11 -	30.254	109.4	17.031	137.7	26.658	79.9	IN PIT		2:21.049 P	62.10	43.692	09:58:25.939
12 -	OUTLAP	104.6	17.296	137.2	27.299	73.5	25.270	125.4	1:42.944	85.09	5.587	10:00:08.883
13 -	30.798	108.2	17.181	135.8	26.998	79.5	24.042	128.5	1:39.019	88.46	1.662	10:01:47.902
14 -	30.383	109.2	16.958	137.2	26.724	81.2	23.828	128.8	1:37.893 (3)	89.48	0.536	10:03:25.795

P8 25		Thomas STRUDWICK				Triumph Daytona 660 - TS Racing						
IDEAL LAP TIME : 1:37.337		BEST LAP TIME : 1:37.390				DIFFERENCE : 0.053						
LAP	SECTOR 1	SECTOR 2		SECTOR 3		SECTOR 4		LAP TIME	MPH	DIFF	TIME OF DAY	
1 -	OUTLAP	96.2	18.490	130.5	28.955	71.3	25.657	128.3	1:51.074	78.86	13.684	09:46:23.171
2 -	32.767	103.4	17.771	133.9	28.214	70.0	25.146	128.3	1:43.898	84.31	6.508	09:48:07.069
3 -	32.226	99.8	17.749	136.6	27.635	74.5	24.311	130.3	1:41.921	85.94	4.531	09:49:48.990
4 -	31.679	103.4	17.658	132.6	27.652	75.7	24.445	130.3	1:41.434	86.36	4.044	09:51:30.424
5 -	31.409	101.0	17.447	137.5	27.204	77.4	23.913	131.8	1:39.973	87.62	2.583	09:53:10.397
6 -	30.879	104.6	17.395	137.7	26.432	79.7	23.745	130.8	1:38.451	88.97	1.061	09:54:48.848
7 -	31.181	106.1	17.283	137.7	26.576	80.2	23.647	130.3	1:38.687	88.76	1.297	09:56:27.535
8 -	30.712	105.5	17.276	138.0	26.521	80.0	23.625	130.8	1:38.134 (3)	89.26	0.744	09:58:05.669
9 -	30.618	107.7	17.155	139.2	26.523	74.5	24.025	130.8	1:38.321	89.09	0.931	09:59:43.990
10 -	30.590	107.0	17.224	138.3	26.345	80.8	23.531	131.0	1:37.690 (2)	89.66	0.300	10:01:21.680
11 -	30.603	107.0	17.195	138.9	26.182	80.9	23.410	130.3	1:37.390 (1)	89.94		10:02:59.070

FREE PRACTICE 1 - SECTOR ANALYSIS



SECTOR 1 = FL to I1, SECTOR 2 = I1 to I2, SECTOR 3 = I2 to I3, SECTOR 4 = I3 to FL, DIFF = Difference To Personal Best Lap, P = Crossed Finish Line in Pit Lane, D = Time Disallowed

P9 13		Edoardo COLOMBI				Aprilia RS660 - Gradara Corse Asd						
IDEAL LAP TIME : 1:38.043		BEST LAP TIME : 1:38.055				DIFFERENCE : 0.012						
LAP	SECTOR 1	SECTOR 2		SECTOR 3		SECTOR 4		LAP TIME	MPH	DIFF	TIME OF DAY	
1 -	OUTLAP	96.2	19.155	123.8	32.427	63.4	27.522	125.6	1:54.948	76.20	16.893	09:40:48.800
2 -	33.979	97.6	18.393	124.9	30.811	63.6	IN PIT		11:51.427 P	12.31	10:13.372	09:52:40.227
3 -	OUTLAP	101.9	17.980	133.9	28.639	71.4	25.311	130.3	1:44.814	83.57	6.759	09:54:25.041
4 -	31.362	107.0	17.636	136.1	28.094	75.4	24.334	131.5	1:41.426	86.36	3.371	09:56:06.467
5 -	30.546	108.2	17.171	139.8	27.153	77.0	24.513	130.5	1:39.383	88.14	1.328	09:57:45.850
6 -	30.555	108.4	17.269	137.2	27.193	74.9	24.102	130.5	1:39.119 (2)	88.37	1.064	09:59:24.969
7 -	30.610	109.4	17.303	137.7	27.078	74.3	24.156	130.5	1:39.147 (3)	88.35	1.092	10:01:04.116
8 -	30.348	110.1	17.183	139.5	26.628	75.6	23.896	130.8	1:38.055 (1)	89.33		10:02:42.171

P10 28		Alfie DAVIDSON				Aprilia RS660 - IN Competition / SENCAT Aprilia						
IDEAL LAP TIME : 1:38.259		BEST LAP TIME : 1:38.389				DIFFERENCE : 0.130						
LAP	SECTOR 1	SECTOR 2		SECTOR 3		SECTOR 4		LAP TIME	MPH	DIFF	TIME OF DAY	
1 -	OUTLAP	99.5	18.352	122.9	30.702	60.4	26.891	127.8	1:48.990	80.37	10.601	09:40:18.287
2 -	33.646	92.1	18.314	124.7	30.572	63.1	IN PIT		8:10.965 P	17.84	6:32.576	09:48:29.252
3 -	OUTLAP	98.5	17.908	133.1	28.201	72.7	25.094	130.0	1:44.585	83.75	6.196	09:50:13.837
4 -	31.914	100.7	17.527	137.2	28.083	71.3	24.432	133.4	1:41.956	85.91	3.567	09:51:55.793
5 -	32.137	96.5	17.722	136.1	27.566	70.1	24.458	129.3	1:41.883	85.97	3.494	09:53:37.676
6 -	31.425	104.5	17.453	137.2	27.519	70.5	24.342	130.3	1:40.739	86.95	2.350	09:55:18.415
7 -	31.042	101.0	18.014	137.5	27.065	74.0	24.220	130.0	1:40.341	87.30	1.952	09:56:58.756
8 -	30.908	104.3	17.447	137.2	27.229	73.8	24.090	130.3	1:39.674	87.88	1.285	09:58:38.430
9 -	31.048	105.1	17.286	138.9	26.745	75.4	23.939	130.5	1:39.018 (3)	88.46	0.629	10:00:17.448
10 -	30.915	105.6	17.255	138.0	26.732	73.5	23.891	130.8	1:38.793 (2)	88.66	0.404	10:01:56.241
11 -	30.749	104.6	17.385	138.3	26.467	76.2	23.788	129.5	1:38.389 (1)	89.03		10:03:34.630

P11 76		Rhys STEPHENSON				Triumph Daytona 660 - Rocket Racing						
IDEAL LAP TIME : 1:38.140		BEST LAP TIME : 1:38.769				DIFFERENCE : 0.629						
LAP	SECTOR 1	SECTOR 2		SECTOR 3		SECTOR 4		LAP TIME	MPH	DIFF	TIME OF DAY	
1 -	OUTLAP	90.0	18.453	125.9	31.210	60.6	25.851	127.8	1:49.229	80.19	10.460	09:40:41.166
2 -	33.731	91.5	18.471	133.6	28.765	65.4	25.215	127.5	1:46.182	82.49	7.413	09:42:27.348
3 -	32.800	97.1	18.082	132.8	28.383	65.4	25.686	127.3	1:44.951	83.46	6.182	09:44:12.299
4 -	32.371	100.6	17.941	133.9	28.466	62.2	25.240	129.3	1:44.018	84.21	5.249	09:45:56.317
5 -	31.769	98.8	17.652	135.5	27.494	65.5	25.157	129.5	1:42.072	85.82	3.303	09:47:38.389
6 -	32.468	96.9	17.843	135.2	27.856	66.5	IN PIT		4:35.929 P	31.74	2:57.160	09:52:14.318
7 -	OUTLAP	96.1	17.897	135.2	27.514	68.6	24.812	130.0	1:43.097	84.96	4.328	09:53:57.415
8 -	31.216	98.5	17.518	137.5	27.283	67.8	24.423	129.8	1:40.440	87.21	1.671	09:55:37.855
9 -	31.129	104.8	17.181	137.7	26.522	73.1	24.380	133.4	1:39.212 (2)	88.29	0.443	09:57:17.067
10 -	30.676	108.7	17.161	138.3	27.747	68.4	24.355	130.5	1:39.939	87.65	1.170	09:58:57.006
11 -	30.626	103.8	17.352	137.5	26.722	70.8	24.069	130.3	1:38.769 (1)	88.69		10:00:35.775
12 -	30.470	105.5	17.079	138.9	27.095	68.8	24.585	132.3	1:39.229 (3)	88.27	0.460	10:02:15.004

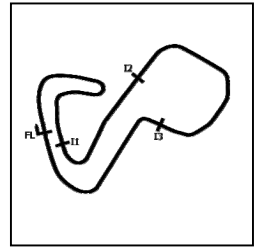
P12 10		Kieran KENT				Kawasaki Ninja 650 - Sycmirus Motorsport						
IDEAL LAP TIME : 1:39.286		BEST LAP TIME : 1:39.571				DIFFERENCE : 0.285						
LAP	SECTOR 1	SECTOR 2		SECTOR 3		SECTOR 4		LAP TIME	MPH	DIFF	TIME OF DAY	
1 -	OUTLAP	92.1	18.255	118.3	30.751	67.8	27.068	120.9	1:50.699	79.13	11.128	09:40:26.403
2 -	33.396	92.8	18.330	120.9	30.682	70.9	25.906	120.6	1:48.314	80.87	8.743	09:42:14.717
3 -	33.217	87.8	18.554	125.9	30.282	72.3	26.199	119.8	1:48.252	80.92	8.681	09:44:02.969
4 -	32.650	96.9	17.924	129.8	29.539	69.7	26.499	120.2	1:46.612	82.16	7.041	09:45:49.581
5 -	32.228	102.1	17.712	129.0	28.807	72.3	25.140	122.0	1:43.887	84.32	4.316	09:47:33.468
6 -	33.118	92.6	18.447	125.9	32.432	71.3	IN PIT		5:48.330 P	25.14	4:08.759	09:53:21.798
7 -	OUTLAP	96.5	18.705	126.6	29.309	72.5	27.046	123.3	1:51.785	78.36	12.214	09:55:13.583
8 -	31.411	100.4	17.588	131.0	27.817	78.4	24.820	122.4	1:41.636	86.18	2.065	09:56:55.219
9 -	31.012	103.2	17.672	130.5	27.299	77.4	24.381	123.1	1:40.364 (2)	87.28	0.793	09:58:35.583
10 -	30.877	103.4	17.656	130.5	28.369	77.8	25.535	124.0	1:42.437	85.51	2.866	10:00:18.020
11 -	31.050	101.0	17.586	131.8	26.834	80.4	24.101	123.8	1:39.571 (1)	87.97		10:01:57.591
12 -	30.765	106.0	17.609	131.3	27.165	74.8	26.023	120.0	1:41.562 (3)	86.25	1.991	10:03:39.153

MCRCB BULLETIN TK009

2024 Bennetts British Superbike Championship - Round 11

2024 Pirelli National Sportbike with Moneybarn Vehicle Finance

FREE PRACTICE 1 - SECTOR ANALYSIS



SECTOR 1 = FL to I1, SECTOR 2 = I1 to I2 SECTOR 3 = I2 to I3, SECTOR 4 = I3 to FL, DIFF = Difference To Personal Best Lap, P = Crossed Finish Line in Pit Lane, D = Time Disallowed

P13 26		Del DOWDS					Suzuki GSX8R - Powerslide Motorcycles by Sublime Suzuki						
IDEAL LAP TIME : 1:39.819		BEST LAP TIME : 1:39.948					DIFFERENCE : 0.129						
LAP	SECTOR 1	SECTOR 2		SECTOR 3		SECTOR 4		LAP TIME	MPH	DIFF	TIME OF DAY		
1 -	OUTLAP	96.8	19.184	118.5	33.251	62.0	27.065	122.9	1:55.748	75.68	15.800	09:39:05.310	
2 -	33.104	96.9	18.460	120.0	30.928	66.1	25.961	123.5	1:48.453	80.77	8.505	09:40:53.763	
3 -	32.311	100.7	18.092	123.8	30.176	72.5	25.641	125.6	1:46.220	82.46	6.272	09:42:39.983	
4 -	32.323	94.5	18.535	124.2	29.343	72.3	25.170	124.2	1:45.371	83.13	5.423	09:44:25.354	
5 -	32.269	90.5	19.038	125.2	28.595	72.6	24.879	125.6	1:44.781	83.60	4.833	09:46:10.135	
6 -	31.745	101.9	17.740	110.9	30.332	62.7	25.093	124.5	1:44.910	83.49	4.962	09:47:55.045	
7 -	31.208	100.4	17.651	125.9	28.300	77.9	24.881	126.3	1:42.040	85.84	2.092	09:49:37.085	
8 -	32.177	94.1	18.284	119.1	29.353	62.8	IN PIT		3:50.445	P 38.01	2:10.497	09:53:27.530	
9 -	OUTLAP	104.5	17.882	129.5	28.980	70.6	24.447	124.9	1:43.871	84.33	3.923	09:55:11.401	
10 -	31.031	104.0	17.489	125.9	27.508	77.2	24.144	125.4	1:40.172	(2) 87.44	0.224	09:56:51.573	
11 -	31.338	102.4	17.659	128.8	27.872	77.7	24.562	124.9	1:41.431	86.36	1.483	09:58:33.004	
12 -	30.906	103.7	17.467	129.5	27.521	79.9	24.054	126.6	1:39.948	(1) 87.64		10:00:12.952	
13 -	30.871	106.1	17.386	130.8	27.624	76.0	24.885	125.2	1:40.766	(3) 86.93	0.818	10:01:53.718	

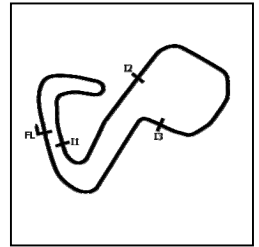
P14 20		Jack MUIR					Aprilia RS660 - Jack Muir Racing						
IDEAL LAP TIME : 1:39.795		BEST LAP TIME : 1:39.968					DIFFERENCE : 0.173						
LAP	SECTOR 1	SECTOR 2		SECTOR 3		SECTOR 4		LAP TIME	MPH	DIFF	TIME OF DAY		
1 -	OUTLAP	92.3	18.907	108.9	32.603	59.1	26.455	125.6	1:52.474	77.88	12.506	09:40:43.072	
2 -	33.679	92.3	18.465	123.5	29.721	63.3	25.708	126.8	1:47.573	81.43	7.605	09:42:30.645	
3 -	32.259	96.9	18.279	128.0	29.202	66.5	25.236	125.6	1:44.976	83.44	5.008	09:44:15.621	
4 -	32.926	97.3	18.064	131.0	29.040	66.7	25.411	126.3	1:45.441	83.07	5.473	09:46:01.062	
5 -	32.157	95.3	18.187	133.1	28.214	68.3	25.070	126.1	1:43.628	84.53	3.660	09:47:44.690	
6 -	31.611	95.5	17.944	133.9	28.056	71.6	25.099	125.6	1:42.710	85.28	2.742	09:49:27.400	
7 -	32.145	100.6	17.855	132.1	28.476	67.4	25.042	127.8	1:43.518	84.62	3.550	09:51:10.918	
8 -	31.963	96.4	17.590	134.7	27.802	70.4	IN PIT		3:20.495	P 43.69	1:40.527	09:54:31.413	
9 -	OUTLAP	100.0	17.924	132.6	28.149	71.3	24.566	126.6	1:45.335	83.16	5.367	09:56:16.748	
10 -	31.123	103.7	17.359	132.6	27.382	71.2	24.557	128.0	1:40.421	(3) 87.23	0.453	09:57:57.169	
11 -	30.932	101.9	17.354	135.2	27.149	68.6	24.533	127.0	1:39.968	(1) 87.62		09:59:37.137	
12 -	31.049	104.2	17.302	134.7	27.028	70.8	24.676	126.6	1:40.055	(2) 87.55	0.087	10:01:17.192	
13 -	31.563	103.5	17.461	135.0	27.251	70.4	24.580	126.8	1:40.855	86.85	0.887	10:02:58.047	

P15 71		Maximus HARDY					Triumph Daytona 660 - Hardy Racing						
IDEAL LAP TIME : 1:39.721		BEST LAP TIME : 1:39.980					DIFFERENCE : 0.259						
LAP	SECTOR 1	SECTOR 2		SECTOR 3		SECTOR 4		LAP TIME	MPH	DIFF	TIME OF DAY		
1 -	OUTLAP	86.4	19.489	116.1	31.529	62.0	27.888	124.5	1:56.921	74.92	16.941	09:42:37.409	
2 -	34.735	91.8	18.952	123.1	30.224	64.9	25.894	125.9	1:49.805	79.77	9.825	09:44:27.214	
3 -	33.387	87.2	18.937	126.6	29.102	68.1	25.662	127.0	1:47.088	81.80	7.108	09:46:14.302	
4 -	33.640	91.0	18.698	132.6	28.615	67.5	25.241	128.5	1:46.194	82.48	6.214	09:48:00.496	
5 -	32.987	91.4	18.256	133.6	28.007	69.3	24.782	128.8	1:44.032	84.20	4.052	09:49:44.528	
6 -	31.984	95.4	18.285	128.3	28.272	71.0	24.831	127.0	1:43.372	84.74	3.392	09:51:27.900	
7 -	31.749	97.6	18.156	134.4	27.919	72.7	24.556	126.8	1:42.380	85.56	2.400	09:53:10.280	
8 -	31.592	98.9	17.834	134.2	27.453	71.9	24.577	127.3	1:41.456	86.34	1.476	09:54:51.736	
9 -	32.092	94.1	18.109	135.8	27.889	66.3	25.135	126.3	1:43.225	84.86	3.245	09:56:34.961	
10 -	32.066	93.9	18.366	132.6	28.370	69.1	24.845	126.8	1:43.647	84.51	3.667	09:58:18.608	
11 -	31.649	98.3	17.882	135.2	27.293	74.8	24.273	127.8	1:41.097	(3) 86.64	1.117	09:59:59.705	
12 -	31.343	101.8	17.752	132.1	26.932	75.0	23.998	128.3	1:40.025	(2) 87.57	0.045	10:01:39.730	
13 -	31.149	103.8	17.642	136.1	27.077	75.2	24.112	127.8	1:39.980	(1) 87.61		10:03:19.710	

2024 Bennetts British Superbike Championship - Round 11

2024 Pirelli National Sportbike with Moneybarn Vehicle Finance

FREE PRACTICE 1 - SECTOR ANALYSIS



SECTOR 1 = FL to I1, SECTOR 2 = I1 to I2 SECTOR 3 = I2 to I3, SECTOR 4 = I3 to FL, DIFF = Difference To Personal Best Lap, P = Crossed Finish Line in Pit Lane, D = Time Disallowed

P16 89		Taylor MORETON						Suzuki GSX8R - Powerslide Motorcycles by Sublime Suzuki				
IDEAL LAP TIME : 1:40.271		BEST LAP TIME : 1:40.271			DIFFERENCE : 0.000							
LAP	SECTOR 1	SECTOR 2		SECTOR 3		SECTOR 4		LAP TIME	MPH	DIFF	TIME OF DAY	
1 -	OUTLAP	94.1	18.646	114.5	33.492	60.9	27.260	125.2	1:56.481	75.20	16.210	09:39:38.555
2 -	33.949	101.0	17.859	130.8	30.271	65.0	26.095	126.3	1:48.174	80.97	7.903	09:41:26.729
3 -	33.608	104.3	17.877	128.5	29.384	66.7	25.789	126.6	1:46.658	82.13	6.387	09:43:13.387
4 -	32.846	100.9	17.816	130.0	28.975	68.1	25.402	128.0	1:45.039	83.39	4.768	09:44:58.426
5 -	32.596	102.4	17.756	128.5	29.120	69.1	25.184	129.0	1:44.656	83.70	4.385	09:46:43.082
6 -	33.464	98.9	18.164	130.5	28.466	71.5	25.362	127.8	1:45.456	83.06	5.185	09:48:28.538
7 -	32.434	101.3	17.674	129.8	28.639	70.2	24.741	129.3	1:43.488	84.64	3.217	09:50:12.026
8 -	32.445	103.0	17.675	129.5	28.412	72.3	24.745	130.3	1:43.277	84.81	3.006	09:51:55.303
9 -	32.463	98.3	17.942	130.5	27.841	73.0	24.742	128.5	1:42.988	85.05	2.717	09:53:38.291
10 -	31.890	103.5	17.595	133.6	27.772	74.6	24.594	128.5	1:41.851	86.00	1.580	09:55:20.142
11 -	31.609	105.1	17.539	133.1	27.818	72.9	24.502	128.5	1:41.468	86.33	1.197	09:57:01.610
12 -	31.554	106.1	17.456	133.6	27.828	76.0	24.347	128.5	1:41.185 (3)	86.57	0.914	09:58:42.795
13 -	31.221	106.1	17.446	135.2	27.427	80.3	24.435	128.8	1:40.529 (2)	87.13	0.258	10:00:23.324
14 -	31.200	107.8	17.425	133.4	27.355	82.3	24.291	126.6	1:40.271 (1)	87.36		10:02:03.595

P17 44		Sam GREEN						Aprilia RS660 - Bruce Racing				
IDEAL LAP TIME : 1:40.671		BEST LAP TIME : 1:41.057			DIFFERENCE : 0.386							
LAP	SECTOR 1	SECTOR 2		SECTOR 3		SECTOR 4		LAP TIME	MPH	DIFF	TIME OF DAY	
1 -	OUTLAP	96.0	18.607	124.7	30.238	65.2	26.233	127.0	1:50.206	79.48	9.149	09:47:55.816
2 -	32.613	98.8	18.238	130.0	28.083	75.4	24.830	127.5	1:43.764	84.42	2.707	09:49:39.580
3 -	32.628	103.2	18.231	131.8	27.729	71.6	24.442	127.3	1:43.030	85.02	1.973	09:51:22.610
4 -	31.913	101.0	18.282	131.0	27.427	77.9	24.481	127.5	1:42.103 (3)	85.79	1.046	09:53:04.713
5 -	31.635	102.9	18.029	132.1	27.279	81.4	24.114	127.0	1:41.057 (1)	86.68		09:54:45.770
6 -	31.467	98.3	18.066	131.3	27.566	76.6	IN PIT		3:22.458 P	43.26	1:41.401	09:58:08.228
7 -	OUTLAP	102.1	18.173	131.3	27.371	81.5	24.245	127.5	1:41.770	86.07	0.713	09:59:49.998
8 -	31.289	106.3	18.885	132.8	27.373	79.7	24.196	127.8	1:41.743 (2)	86.09	0.686	10:01:31.741
9 -	31.249	101.8	18.070	129.0	28.096	67.2	25.040	128.5	1:42.455	85.49	1.398	10:03:14.196

P18 12		Harry COOK						Triumph Daytona 660 - Cook Racing				
IDEAL LAP TIME : 1:41.017		BEST LAP TIME : 1:41.131			DIFFERENCE : 0.114							
LAP	SECTOR 1	SECTOR 2		SECTOR 3		SECTOR 4		LAP TIME	MPH	DIFF	TIME OF DAY	
1 -	OUTLAP	90.5	18.747	108.5	31.803	62.7	26.724	128.3	1:53.778	76.99	12.647	09:41:50.156
2 -	33.723	92.6	18.720	111.2	31.848	63.1	26.056	125.9	1:50.347	79.38	9.216	09:43:40.503
3 -	32.617	95.1	18.418	121.1	29.785	63.9	25.514	126.3	1:46.334	82.38	5.203	09:45:26.837
4 -	32.614	96.1	18.506	127.5	29.115	69.4	25.348	126.6	1:45.583	82.96	4.452	09:47:12.420
5 -	32.665	92.1	18.571	129.8	29.420	65.4	25.407	128.0	1:46.063	82.59	4.932	09:48:58.483
6 -	33.253	92.6	18.498	123.1	29.018	71.0	25.463	125.9	1:46.232	82.45	5.101	09:50:44.715
7 -	32.487	98.2	18.407	126.6	28.928	69.7	25.166	126.6	1:44.988	83.43	3.857	09:52:29.703
8 -	32.032	95.8	18.183	133.6	28.343	72.0	24.965	126.8	1:43.523	84.61	2.392	09:54:13.226
9 -	31.930	99.4	18.201	128.0	28.029	74.7	24.756	125.9	1:42.916	85.11	1.785	09:55:56.142
10 -	31.708	99.2	17.838	128.0	27.754	73.2	24.459	126.8	1:41.759	86.08	0.628	09:57:37.901
11 -	31.592	101.2	17.966	129.3	27.560	75.7	24.350	127.5	1:41.468 (2)	86.33	0.337	09:59:19.369
12 -	31.594	99.4	17.887	125.6	27.715	74.3	24.511	128.5	1:41.707 (3)	86.12	0.576	10:01:01.076
13 -	31.433	101.9	17.915	133.6	27.597	73.8	24.186	127.8	1:41.131 (1)	86.61		10:02:42.207

MCRCB BULLETIN TK009

2024 Bennetts British Superbike Championship - Round 11

2024 Pirelli National Sportbike with Moneybarn Vehicle Finance

FREE PRACTICE 1 - SECTOR ANALYSIS



SECTOR 1 = FL to I1, SECTOR 2 = I1 to I2, SECTOR 3 = I2 to I3, SECTOR 4 = I3 to FL, DIFF = Difference To Personal Best Lap, P = Crossed Finish Line in Pit Lane, D = Time Disallowed

P19 85		Jayden MARTIN				Triumph Daytona 660 - MIH Solutions / Macadam Racing Triumf						
IDEAL LAP TIME : 1:41.613		BEST LAP TIME : 1:41.613				DIFFERENCE : 0.000						
LAP	SECTOR 1	SECTOR 2		SECTOR 3		SECTOR 4		LAP TIME	MPH	DIFF	TIME OF DAY	
1 -	OUTLAP	88.0	19.024	111.6	32.762	59.0	27.629	124.0	1:55.421	75.89	13.808	09:41:10.941
2 -	34.776	85.7	18.908	125.6	30.952	68.1	25.769	125.6	1:50.405	79.34	8.792	09:43:01.346
3 -	34.566	91.0	18.827	129.0	30.662	67.1	26.272	125.9	1:50.327	79.39	8.714	09:44:51.673
4 -	34.275	91.6	18.917	131.0	29.759	69.0	25.632	125.9	1:48.583	80.67	6.970	09:46:40.256
5 -	33.457	95.8	18.363	132.3	28.806	70.5	25.080	126.6	1:45.706	82.86	4.093	09:48:25.962
6 -	32.816	98.1	18.222	134.7	28.497	74.3	24.975	126.6	1:44.510	83.81	2.897	09:50:10.472
7 -	32.804	98.8	18.605	134.2	28.351	73.1	25.002	126.6	1:44.762	83.61	3.149	09:51:55.234
8 -	32.608	87.2	18.321	127.8	28.470	76.7	25.500	120.9	1:44.899	83.50	3.286	09:53:40.133
9 -	32.414	91.4	18.396	134.7	27.653	75.0	24.448	128.3	1:42.911 (3)	85.12	1.298	09:55:23.044
10 -	31.932	99.4	18.240	134.4	27.643	72.7	24.416	128.3	1:42.231 (2)	85.68	0.618	09:57:05.275
11 -	31.716	98.1	18.028	136.1	27.593	73.7	24.276	128.5	1:41.613 (1)	86.20		09:58:46.888
12 -	31.871	91.6	18.170	136.3	28.304	68.6	24.797	127.0	1:43.142	84.92	1.529	10:00:30.030
13 -	32.847	95.0	18.115	132.8	28.910	75.2	24.534	127.5	1:44.406	83.90	2.793	10:02:14.436

P20 24		Scott CARSON				Triumph Daytona 660 - Team Cryosol						
IDEAL LAP TIME : 1:41.615		BEST LAP TIME : 1:41.724				DIFFERENCE : 0.109						
LAP	SECTOR 1	SECTOR 2		SECTOR 3		SECTOR 4		LAP TIME	MPH	DIFF	TIME OF DAY	
1 -	OUTLAP	86.7	19.449	118.7	30.711	70.8	26.004	123.8	1:53.616	77.10	11.892	09:43:04.396
2 -	34.747	88.6	19.206	117.7	29.739	73.0	25.428	126.6	1:49.120	80.27	7.396	09:44:53.516
3 -	34.134	90.9	18.792	130.8	29.346	71.3	25.239	126.8	1:47.511	81.47	5.787	09:46:41.027
4 -	33.545	94.3	18.687	127.3	28.600	72.5	24.812	127.8	1:45.644	82.91	3.920	09:48:26.671
5 -	33.197	96.2	18.567	132.8	28.357	73.9	24.715	127.3	1:44.836	83.55	3.112	09:50:11.507
6 -	33.259	98.2	18.446	128.8	28.708	75.9	24.583	129.5	1:44.996	83.43	3.272	09:51:56.503
7 -	32.626	95.7	18.177	130.0	28.128	75.6	24.557	126.6	1:43.488	84.64	1.764	09:53:39.991
8 -	32.239	97.1	18.205	132.1	27.703	76.1	24.440	127.8	1:42.587 (3)	85.38	0.863	09:55:22.578
9 -	32.197	100.9	18.168	135.0	27.462	76.3	24.329	128.3	1:42.156 (2)	85.74	0.432	09:57:04.734
10 -	32.058	99.5	18.086	133.6	27.389	78.5	24.191	128.8	1:41.724 (1)	86.11		09:58:46.458
11 -	32.101	100.0	17.977	131.5	28.570	74.7	24.868	126.1	1:43.516	84.62	1.792	10:00:29.974
12 -	33.071	95.3	18.053	125.4	28.396	76.1	24.626	126.3	1:44.146	84.11	2.422	10:02:14.120

P21 4		Jack SMITH				Aprilia RS660 - Woodland Racing						
IDEAL LAP TIME : 1:42.057		BEST LAP TIME : 1:42.289				DIFFERENCE : 0.232						
LAP	SECTOR 1	SECTOR 2		SECTOR 3		SECTOR 4		LAP TIME	MPH	DIFF	TIME OF DAY	
1 -	OUTLAP	88.1	18.559	113.9	31.066	61.9	29.268	126.1	1:54.175	76.72	11.886	09:39:55.672
2 -	34.450	95.0	18.143	119.1	30.942	64.4	26.514	126.8	1:50.049	79.59	7.760	09:41:45.721
3 -	33.597	93.5	18.274	123.5	30.193	69.8	25.940	126.3	1:48.004	81.10	5.715	09:43:33.725
4 -	33.809	93.2	18.214	126.3	29.860	68.3	26.032	125.9	1:47.915	81.17	5.626	09:45:21.640
5 -	33.422	94.9	18.187	132.8	29.371	70.5	25.555	126.8	1:46.535	82.22	4.246	09:47:08.175
6 -	32.709	95.4	18.275	127.5	29.390	69.3	25.747	126.8	1:46.121	82.54	3.832	09:48:54.296
7 -	33.125	94.3	18.514	127.0	30.352	66.5	IN PIT		4:45.936 P	30.63	3:03.647	09:53:40.232
8 -	OUTLAP	89.2	18.953	125.4	29.906	73.3	25.712	125.4	1:50.955	78.94	8.666	09:55:31.187
9 -	33.299	95.3	18.323	129.8	28.880	73.4	25.341	127.5	1:45.843	82.76	3.554	09:57:17.030
10 -	32.205	96.0	18.159	135.5	28.419	74.7	25.016	128.3	1:43.799 (3)	84.39	1.510	09:59:00.829
11 -	31.704	101.0	17.957	134.7	28.140	77.4	24.714	128.5	1:42.515 (2)	85.44	0.226	10:00:43.344
12 -	31.437	104.0	17.815	135.0	28.091	76.0	24.946	129.0	1:42.289 (1)	85.63		10:02:25.633

P22 69		Joshua PROUDFOOT				Yamaha YZF-R7 - Rev2Race Yamaha						
IDEAL LAP TIME : 1:42.260		BEST LAP TIME : 1:42.379				DIFFERENCE : 0.119						
LAP	SECTOR 1	SECTOR 2		SECTOR 3		SECTOR 4		LAP TIME	MPH	DIFF	TIME OF DAY	
1 -	OUTLAP	91.8	19.393	119.1	30.245	67.1	26.635	121.5	1:53.466	77.20	11.087	09:53:51.167
2 -	34.128	92.9	18.777	125.2	30.120	73.1	25.593	124.9	1:48.618	80.64	6.239	09:55:39.785
3 -	32.843	101.0	18.072	128.3	28.755	76.4	24.937	125.6	1:44.607	83.74	2.228	09:57:24.392
4 -	32.322	105.1	17.781	125.2	28.735	76.0	24.831	125.6	1:43.669 (2)	84.49	1.290	09:59:08.061
5 -	32.714	103.4	18.067	132.6	28.027	77.2	24.920	124.0	1:43.728 (3)	84.45	1.349	10:00:51.789
6 -	32.130	102.1	17.900	131.8	27.765	80.1	24.584	124.9	1:42.379 (1)	85.56		10:02:34.168

FREE PRACTICE 1 - SECTOR ANALYSIS



SECTOR 1 = FL to I1, SECTOR 2 = I1 to I2 SECTOR 3 = I2 to I3, SECTOR 4 = I3 to FL, DIFF = Difference To Personal Best Lap, P = Crossed Finish Line in Pit Lane, D = Time Disallowed

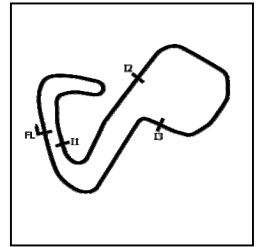
P23 11		Sean O'REILLY				Aprilia RS660 - Moto Muzzi Racing Aprilia						
IDEAL LAP TIME : 1:43.306		BEST LAP TIME : 1:43.306				DIFFERENCE : 0.000						
LAP	SECTOR 1	SECTOR 2		SECTOR 3		SECTOR 4		LAP TIME	MPH	DIFF	TIME OF DAY	
1 -	OUTLAP	89.0	19.843	106.3	34.616	58.0	28.715	119.1	2:02.611	71.44	19.305	09:41:09.023
2 -	36.886	83.8	19.635	117.5	31.875	65.7	26.706	122.4	1:55.102	76.10	11.796	09:43:04.125
3 -	34.892	91.0	19.071	118.3	30.672	65.2	26.602	123.8	1:51.237	78.74	7.931	09:44:55.362
4 -	34.182	98.1	18.757	126.6	30.126	68.4	25.968	124.0	1:49.033	80.34	5.727	09:46:44.395
5 -	34.254	96.9	18.900	130.5	29.378	72.7	25.709	122.9	1:48.241	80.92	4.935	09:48:32.636
6 -	33.930	99.2	18.699	130.3	29.083	71.3	25.406	122.6	1:47.118	81.77	3.812	09:50:19.754
7 -	33.620	100.7	18.576	129.5	28.938	75.6	25.448	122.4	1:46.582	82.18	3.276	09:52:06.336
8 -	33.362	101.6	18.515	130.5	28.811	75.6	25.399	123.1	1:46.087	82.57	2.781	09:53:52.423
9 -	33.167	101.6	18.585	132.1	28.729	76.5	25.074	122.2	1:45.555	82.98	2.249	09:55:37.978
10 -	33.178	102.6	18.516	131.3	28.353	75.7	25.082	122.4	1:45.129	83.32	1.823	09:57:23.107
11 -	33.033	103.4	18.338	129.8	28.437	77.7	25.080	122.2	1:44.888 (3)	83.51	1.582	09:59:07.995
12 -	32.793	102.7	18.762	131.8	28.363	77.8	24.935	123.3	1:44.853 (2)	83.54	1.547	10:00:52.848
13 -	32.538	103.7	18.179	131.8	27.957	80.1	24.632	123.8	1:43.306 (1)	84.79		10:02:36.154

P24 6		Jack KNIGHTS				Aprilia RS660 - BlueMotion Racing						
IDEAL LAP TIME : 1:43.522		BEST LAP TIME : 1:43.522				DIFFERENCE : 0.000						
LAP	SECTOR 1	SECTOR 2		SECTOR 3		SECTOR 4		LAP TIME	MPH	DIFF	TIME OF DAY	
1 -	OUTLAP	102.6	19.111	117.7	31.983	63.6	26.967	125.2	1:54.142	76.74	10.620	09:41:50.122
2 -	34.456	89.5	18.864	120.4	31.342	62.0	26.272	127.3	1:50.934	78.96	7.412	09:43:41.056
3 -	34.235	96.2	18.696	119.1	30.354	66.4	25.569	127.0	1:48.854	80.47	5.332	09:45:29.910
4 -	33.659	98.9	18.465	127.0	29.896	65.1	25.683	126.1	1:47.703	81.33	4.181	09:47:17.613
5 -	33.416	96.6	18.358	121.5	29.353	67.8	25.330	127.3	1:46.457	82.28	2.935	09:49:04.070
6 -	32.957	96.6	18.463	126.3	29.020	66.0	25.507	126.3	1:45.947	82.68	2.425	09:50:50.017
7 -	32.906	100.9	18.122	129.3	28.947	66.1	25.024	128.0	1:44.999 (3)	83.42	1.477	09:52:35.016
8 -	33.341	99.8	18.201	128.3	29.660	65.1	IN PIT		4:30.462 P	32.38	2:46.940	09:57:05.478
9 -	OUTLAP	90.8	18.426	125.6	29.369	68.6	25.560	126.6	1:48.905	80.43	5.383	09:58:54.383
10 -	32.761	97.8	18.034	128.0	28.536	67.4	25.181	126.3	1:44.512 (2)	83.81	0.990	10:00:38.895
11 -	32.663	98.3	18.005	135.2	28.102	70.7	24.752	127.8	1:43.522 (1)	84.61		10:02:22.417

P25 17		Zak SHELTON				Aprilia RS660 - XMT Racing						
IDEAL LAP TIME : 1:42.798		BEST LAP TIME : 1:43.640				DIFFERENCE : 0.842						
LAP	SECTOR 1	SECTOR 2		SECTOR 3		SECTOR 4		LAP TIME	MPH	DIFF	TIME OF DAY	
1 -	OUTLAP	93.9	19.547	119.4	30.077	65.9	26.337	125.9	1:53.720	77.02	10.080	09:46:13.340
2 -	34.443	97.9	18.229	135.0	28.826	68.8	25.402	125.9	1:46.900 (2)	81.94	3.260	09:48:00.240
3 -	32.962	104.0	17.805	133.4	28.139	68.1	24.734	126.8	1:43.640 (1)	84.52		09:49:43.880

P26 66		Katie HAND				Triumph Daytona 660 - MIH Solutions / Macadam Racing Triumph						
IDEAL LAP TIME : 1:43.820		BEST LAP TIME : 1:43.848				DIFFERENCE : 0.028						
LAP	SECTOR 1	SECTOR 2		SECTOR 3		SECTOR 4		LAP TIME	MPH	DIFF	TIME OF DAY	
1 -	OUTLAP	81.3	19.543	106.1	32.834	64.0	27.125	119.6	1:57.912	74.29	14.064	09:41:12.653
2 -	35.855	85.4	19.379	112.7	31.088	70.7	26.010	123.1	1:52.332	77.98	8.484	09:43:04.985
3 -	34.583	88.6	18.848	112.2	30.577	68.4	25.924	124.0	1:49.932	79.68	6.084	09:44:54.917
4 -	33.985	95.1	18.322	116.3	29.978	73.4	25.332	121.3	1:47.617	81.39	3.769	09:46:42.534
5 -	33.899	97.6	18.204	117.1	29.625	75.1	24.815	128.0	1:46.543	82.21	2.695	09:48:29.077
6 -	33.428	98.1	17.895	119.8	29.206	75.0	24.779	129.8	1:45.308	83.18	1.460	09:50:14.385
7 -	32.902	98.2	17.814	121.3	28.792	76.8	24.789	128.0	1:44.297 (3)	83.98	0.449	09:51:58.682
8 -	33.032	99.5	17.999	120.6	29.643	75.1	IN PIT		3:13.982 P	45.15	1:30.134	09:55:12.664
9 -	OUTLAP	93.5	18.351	123.1	29.126	77.0	24.857	128.0	1:48.865	80.46	5.017	09:57:01.529
10 -	32.709	101.0	17.774	124.2	28.820	77.5	24.545	128.3	1:43.848 (1)	84.35		09:58:45.377
11 -	32.758	101.6	17.820	124.7	28.868	77.3	24.697	127.5	1:44.143 (2)	84.11	0.295	10:00:29.520
12 -	33.127	101.8	17.902	127.3	29.497	71.5	25.172	124.0	1:45.698	82.87	1.850	10:02:15.218

FREE PRACTICE 1 - SECTOR ANALYSIS



SECTOR 1 = FL to I1, SECTOR 2 = I1 to I2 SECTOR 3 = I2 to I3, SECTOR 4 = I3 to FL, DIFF = Difference To Personal Best Lap, P = Crossed Finish Line in Pit Lane, D = Time Disallowed

P27 23		Joe ELLIS				Aprilia RS660 - JPR						
IDEAL LAP TIME : 1:43.758		BEST LAP TIME : 1:44.025				DIFFERENCE : 0.267						
LAP	SECTOR 1	SECTOR 2		SECTOR 3		SECTOR 4		LAP TIME	MPH	DIFF	TIME OF DAY	
1 -	OUTLAP	91.6	19.134	113.7	32.148	62.6	30.088	119.6	1:58.767	73.75	14.742	09:39:52.451
2 -	36.399	89.4	19.109	124.9	30.851	63.5	26.679	124.2	1:53.038	77.49	9.013	09:41:45.489
3 -	33.943	89.9	18.557	122.2	30.272	64.9	25.805	127.5	1:48.577	80.67	4.552	09:43:34.066
4 -	34.111	92.4	18.422	124.7	30.023	65.4	26.176	124.9	1:48.732	80.56	4.707	09:45:22.798
5 -	33.621	93.5	18.537	124.9	29.409	67.9	25.602	125.4	1:47.169	81.73	3.144	09:47:09.967
6 -	33.859	94.2	18.553	126.1	30.015	67.7	25.786	124.9	1:48.213	80.95	4.188	09:48:58.180
7 -	34.210	92.3	18.683	118.7	31.794	62.9	IN PIT		5:43.712 P	25.48	3:59.687	09:54:41.892
8 -	OUTLAP	94.3	19.184	125.6	29.468	69.3	25.827	128.0	1:53.585	77.12	9.560	09:56:35.477
9 -	33.514	96.1	19.127	128.5	29.062	66.7	25.915	125.6	1:47.618	81.39	3.593	09:58:23.095
10 -	32.966	91.9	18.282	129.8	28.607	67.1	25.583	125.4	1:45.438 (3)	83.08	1.413	10:00:08.533
11 -	32.735	101.5	18.413	125.9	28.745	70.9	25.433	125.2	1:45.326 (2)	83.16	1.301	10:01:53.859
12 -	33.002	99.5	18.000	134.2	28.023	75.4	25.000	126.8	1:44.025 (1)	84.20		10:03:37.884

P28 74		Finn SMART-WEEDEN				Aprilia RS660 - Definitive Racing						
IDEAL LAP TIME : 1:44.290		BEST LAP TIME : 1:44.487				DIFFERENCE : 0.197						
LAP	SECTOR 1	SECTOR 2		SECTOR 3		SECTOR 4		LAP TIME	MPH	DIFF	TIME OF DAY	
1 -	OUTLAP	82.1	20.420	102.6	32.645	56.5	30.070	122.2	2:01.155	72.30	16.668	09:39:54.858
2 -	35.378	86.1	19.490	118.1	32.067	61.0	27.425	126.6	1:54.360	76.59	9.873	09:41:49.218
3 -	35.024	85.4	19.844	120.9	31.503	60.4	26.749	124.9	1:53.120	77.43	8.633	09:43:42.338
4 -	34.615	91.1	19.314	125.4	30.691	65.2	IN PIT		10:39.148 P	13.70	8:54.661	09:54:21.486
5 -	OUTLAP	86.2	19.361	116.9	29.730	67.8	26.461	127.0	1:50.691	79.13	6.204	09:56:12.177
6 -	33.788	91.4	18.961	129.0	28.933	68.4	25.690	128.8	1:47.372	81.58	2.885	09:57:59.549
7 -	33.020	96.5	18.809	126.3	28.318	72.3	25.471	130.0	1:45.618 (3)	82.93	1.131	09:59:45.167
8 -	32.529	97.5	18.502	130.8	28.300	69.9	25.156	130.3	1:44.487 (1)	83.83		10:01:29.654
9 -	32.688	96.4	18.561	128.8	28.103	70.3	25.397	121.3	1:44.749 (2)	83.62	0.262	10:03:14.403

P29 61		Cameron HARRIS				Aprilia RS660 - Harris Racing / PW Gates						
IDEAL LAP TIME : 1:44.668		BEST LAP TIME : 1:44.668				DIFFERENCE : 0.000						
LAP	SECTOR 1	SECTOR 2		SECTOR 3		SECTOR 4		LAP TIME	MPH	DIFF	TIME OF DAY	
1 -	OUTLAP	90.8	19.360	112.0	34.335	57.0	30.193	116.3	2:01.126	72.32	16.458	09:39:10.275
2 -	36.141	89.9	19.170	118.5	33.852	54.1	IN PIT		3:30.090 P	41.69	1:45.422	09:42:40.365
3 -	OUTLAP	90.1	18.857	126.3	31.437	62.6	26.965	124.5	1:53.232	77.36	8.564	09:44:33.597
4 -	34.339	91.0	19.135	126.3	30.669	65.8	26.411	126.6	1:50.554	79.23	5.886	09:46:24.151
5 -	33.885	94.2	18.946	131.0	31.248	64.2	26.468	124.5	1:50.547	79.24	5.879	09:48:14.698
6 -	34.133	91.3	18.987	126.1	30.372	66.9	26.302	123.8	1:49.794	79.78	5.126	09:50:04.492
7 -	33.840	90.3	18.839	128.8	30.205	69.4	26.020	124.0	1:48.904	80.43	4.236	09:51:53.396
8 -	33.995	92.4	18.609	124.7	29.497	70.9	25.559	127.0	1:47.660	81.36	2.992	09:53:41.056
9 -	32.919	94.7	18.471	130.3	29.257	72.0	25.380	125.6	1:46.027	82.61	1.359	09:55:27.083
10 -	32.962	96.0	18.453	130.3	29.046	74.3	25.348	125.2	1:45.809 (3)	82.78	1.141	09:57:12.892
11 -	32.820	97.5	18.486	127.8	29.557	70.2	25.254	126.3	1:46.117	82.54	1.449	09:58:59.009
12 -	32.741	100.4	18.316	132.6	29.269	75.4	25.038	127.3	1:45.364 (2)	83.13	0.696	10:00:44.373
13 -	32.607	94.5	18.276	133.6	28.807	76.2	24.978	126.1	1:44.668 (1)	83.69		10:02:29.041

P30 56		Charlie ATKINS				Kawasaki Ninja 650 - Sycirrus Motorsport						
IDEAL LAP TIME : 1:49.216		BEST LAP TIME :				DIFFERENCE :						
LAP	SECTOR 1	SECTOR 2		SECTOR 3		SECTOR 4		LAP TIME	MPH	DIFF	TIME OF DAY	
1 -	OUTLAP	96.2	19.543	119.4	31.583	64.9	27.895		1:53.744	77.01		09:43:55.729
2 -	34.501	98.9	18.932	122.0	33.130	62.5	IN PIT		6:46.980 P	21.52		09:50:42.709
3 -	OUTLAP	99.1	18.609	124.9	29.541	72.0	26.565	116.7	1:51.705	78.41		09:52:34.414

MCRCB BULLETIN TK011**2024 Bennetts British Superbike Championship - Round 11****2024 Pirelli National Sportbike with Moneybarn Vehicle Finance****FREE PRACTICE 1 - BEST SPEEDS**

POS	INTERMEDIATE 1			INTERMEDIATE 2			INTERMEDIATE 3			FINISH LINE		
	NO	NAME	MPH	NO	NAME	MPH	NO	NAME	MPH	NO	NAME	MPH
1	47	COOPER	114.1	47	COOPER	140.6	47	COOPER	87.2	47	COOPER	134.4
2	59	VAREY	112.0	13	COLOMBI	139.8	55	DESSOY	85.2	28	DAVIDSON	133.4
3	13	COLOMBI	110.1	8	BARNES	139.5	34	SILVESTER	84.9	76	STEPHENSON	133.4
4	51	BANHAM	110.0	51	BANHAM	139.5	89	MORETON	82.3	68	FLEERACKERS	132.8
5	68	FLEERACKERS	109.4	68	FLEERACKERS	139.5	68	FLEERACKERS	82.0	25	STRUDWICK	131.8
6	76	STEPHENSON	108.7	25	STRUDWICK	139.2	44	GREEN	81.5	8	BARNES	131.5
7	8	BARNES	108.5	28	DAVIDSON	138.9	25	STRUDWICK	80.9	13	COLOMBI	131.5
8	34	SILVESTER	108.5	76	STEPHENSON	138.9	51	BANHAM	80.5	55	DESSOY	131.0
9	55	DESSOY	108.0	55	DESSOY	138.0	59	VAREY	80.5	51	BANHAM	130.8
10	89	MORETON	107.8	34	SILVESTER	137.5	10	KENT	80.4	59	VAREY	130.3
11	25	STRUDWICK	107.7	59	VAREY	136.3	69	PROUDFOOT	80.1	89	MORETON	130.3
12	44	GREEN	106.3	85	MARTIN	136.3	11	O'REILLY	80.1	74	SMART-WEEDEN	130.3
13	26	DOWDS	106.1	71	HARDY	136.1	26	DOWDS	79.9	66	HAND	129.8
14	10	KENT	106.0	4	SMITH	135.5	8	BARNES	79.7	24	CARSON	129.5
15	28	DAVIDSON	105.6	20	MUIR	135.2	24	CARSON	78.5	4	SMITH	129.0
16	69	PROUDFOOT	105.1	89	MORETON	135.2	66	HAND	77.5	71	HARDY	128.8
17	20	MUIR	104.2	6	KNIGHTS	135.2	4	SMITH	77.4	44	GREEN	128.5
18	4	SMITH	104.0	24	CARSON	135.0	13	COLOMBI	77.0	12	COOK	128.5
19	17	SHELTON	104.0	17	SHELTON	135.0	85	MARTIN	76.7	85	MARTIN	128.5
20	71	HARDY	103.8	23	ELLIS	134.2	28	DAVIDSON	76.2	34	SILVESTER	128.3
21	11	O'REILLY	103.7	12	COOK	133.6	61	HARRIS	76.2	20	MUIR	128.0
22	6	KNIGHTS	102.6	61	HARRIS	133.6	12	COOK	75.7	6	KNIGHTS	128.0
23	12	COOK	101.9	44	GREEN	132.8	23	ELLIS	75.4	23	ELLIS	128.0
24	66	HAND	101.8	69	PROUDFOOT	132.6	71	HARDY	75.2	61	HARRIS	127.3
25	23	ELLIS	101.5	11	O'REILLY	132.1	76	STEPHENSON	73.1	17	SHELTON	126.8
26	24	CARSON	100.9	10	KENT	131.8	74	SMART-WEEDEN	72.3	26	DOWDS	126.6
27	61	HARRIS	100.4	26	DOWDS	131.5	56	ATKINS	72.0	69	PROUDFOOT	125.6
28	85	MARTIN	99.4	74	SMART-WEEDEN	130.8	20	MUIR	71.6	10	KENT	124.0
29	56	ATKINS	99.1	66	HAND	127.3	6	KNIGHTS	70.7	11	O'REILLY	124.0
30	74	SMART-WEEDEN	97.5	56	ATKINS	124.9	17	SHELTON	70.2	56	ATKINS	116.7

MCRCB BULLETIN TK012

2024 Bennetts British Superbike Championship - Round 11

2024 Pirelli National Sportbike with Moneybarn Vehicle Finance

FREE PRACTICE 1 - STATISTICS

Competitors Started	30
Planned Start	2024-10-11 @ 09:30:00.000
Actual Start	2024-10-11 @ 09:37:03.564
Finish Time	2024-10-11 @ 10:02:03.564
Track Length	2.4332mi.
Total Laps	325
Total Distance Covered	790.8191mi.

Session Fastest Lap History

NO	NAME	LAP TIME	TIME OF DAY	LAP	VEHICLE
26	Del DOWDS	1:48.453	09:40:53.763	2	Suzuki GSX8R
89	Taylor MORETON	1:48.174	09:41:26.729	2	Suzuki GSX8R
76	Rhys STEPHENSON	1:46.182	09:42:27.348	2	Triumph Daytona 660
51	Rossi BANHAM	1:44.051	09:42:45.013	2	Yamaha YZF-R7
51	Rossi BANHAM	1:42.096	09:44:27.109	3	Yamaha YZF-R7
47	Richard COOPER	1:39.796	09:44:39.535	2	Triumph Daytona 660
47	Richard COOPER	1:38.036	09:46:17.571	3	Triumph Daytona 660
47	Richard COOPER	1:37.414	09:47:54.985	4	Triumph Daytona 660
47	Richard COOPER	1:36.529	09:51:09.948	6	Triumph Daytona 660
47	Richard COOPER	1:36.327	09:52:46.275	7	Triumph Daytona 660
47	Richard COOPER	1:36.117	09:54:22.392	8	Triumph Daytona 660
47	Richard COOPER	1:35.847	09:55:58.239	9	Triumph Daytona 660
47	Richard COOPER	1:35.076	09:57:33.315	10	Triumph Daytona 660
47	Richard COOPER	1:34.854	09:59:08.169	11	Triumph Daytona 660

Flag History

TYPE	TIME OF DAY
GREEN	09:37:03.564
FINISH	10:02:03.564

Flag Statistics

TYPE	COUNT	TOTAL LAPS	TOTAL TIME
Green	1	14	28:33.001
Red	0	0	0.000
Safety Car	0	0	0.000
FCY	0	0	0.000

MCRCB BULLETIN TK013

2024 Bennetts British Superbike Championship - Round 11

2024 Pirelli National Sportbike with Moneybarn Vehicle Finance

FREE PRACTICE 1 - SESSION NOTES

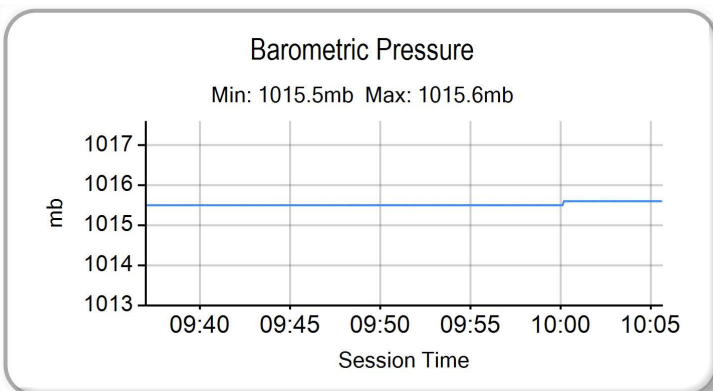
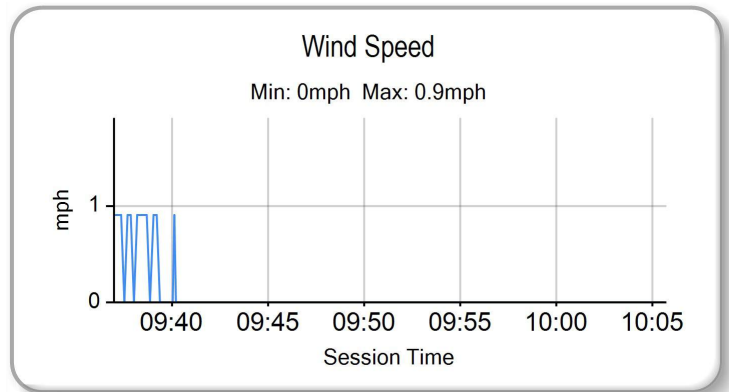
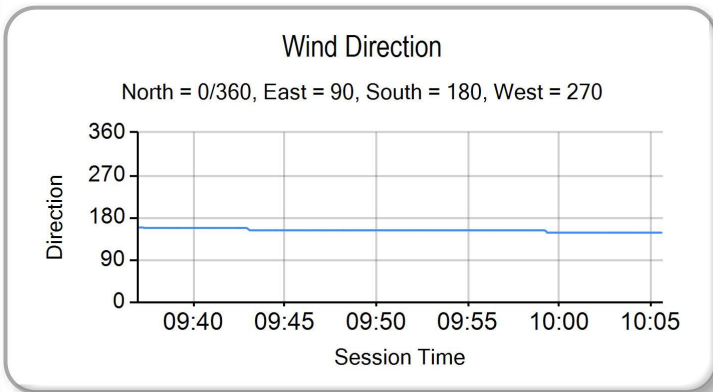
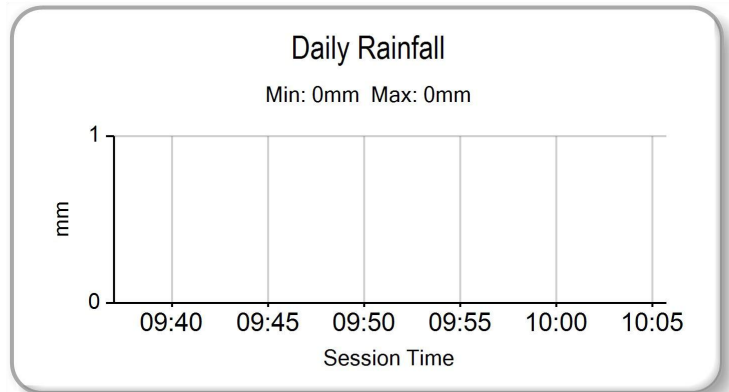
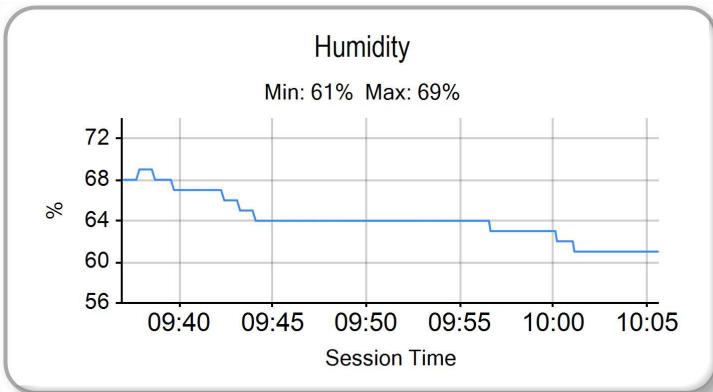
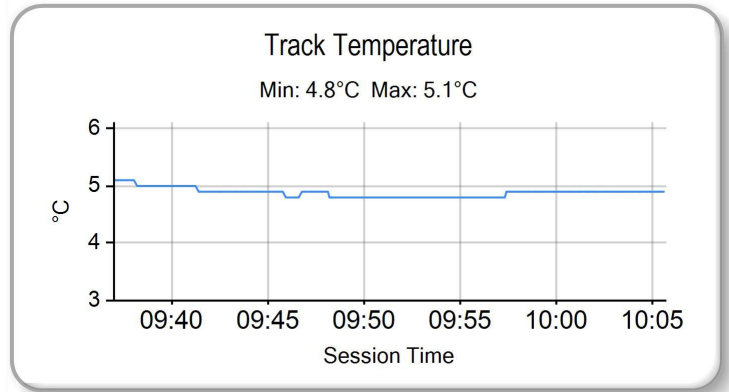
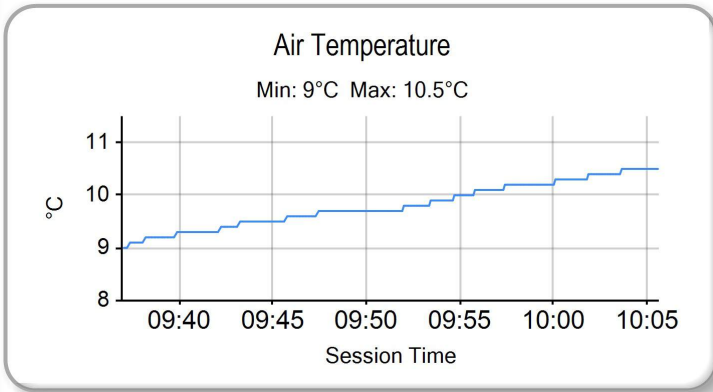
No notes recorded in this session.

MCRCB BULLETIN TK014

2024 Bennetts British Superbike Championship - Round 11

2024 Pirelli National Sportbike with Moneybarn Vehicle Finance

FREE PRACTICE 1 - WEATHER CONDITIONS





FREE PRACTICE 2 - CLASSIFICATION

POS	NO	NAME	NAT	ENTRY	TIME	ON	LAPS	GAP	DIFF	MPH
1	13	Edoardo COLOMBI	ITA	Aprilia RS660 - Gradara Corse Asd	1:32.638	15	15			94.55
2	47	Richard COOPER	GBR	Triumph Daytona 660 - PHR Performance Triumph	1:32.768	6	15	0.130	0.130	94.42
3	8	Ash BARNES	GBR	Yamaha YZF-R7 - Raceways Yamaha	1:32.771	13	15	0.133	0.003	94.42
4	25	Thomas STRUDWICK	GBR	Triumph Daytona 660 - TS Racing	1:32.926	17	17	0.288	0.155	94.26
5	68	Ferre FLEERACKERS	BEL	Aprilia RS660 - B.art Racing Team	1:32.964	15	16	0.326	0.038	94.22
6	34	Aaron SILVESTER	GBR	Triumph Daytona 660 - MIH Solutions / Macadam Raci	1:33.365	7	14	0.727	0.401	93.82
7	76	Rhys STEPHENSON	GBR	Triumph Daytona 660 - Rocket Racing	1:33.525	4	13	0.887	0.160	93.66
8	59	Robert VAREY	GBR	Yamaha YZF-R7 - Stanford Fastline	1:33.709	4	9	1.071	0.184	93.47
9	28	Alfie DAVIDSON	GBR	Aprilia RS660 - IN Competition / SENCAT Aprilia	1:33.750	7	14	1.112	0.041	93.43
10	55	Harrison DESSOY	GBR	Yamaha YZF-R7 - Rev2Race Yamaha	1:33.754	7	8	1.116	0.004	93.43
11	51	Rossi BANHAM	GBR	Yamaha YZF-R7 - RB Racing	1:34.705	11	12	2.067	0.951	92.49
12	17	Zak SHELTON	GBR	Aprilia RS660 - XMT Racing	1:34.962	8	14	2.324	0.257	92.24
13	74	Finn SMART-WEEDEN	GBR	Aprilia RS660 - Definitive Racing	1:35.126	14	14	2.488	0.164	92.08
14	23	Joe ELLIS	GBR	Aprilia RS660 - JPR	1:35.152	11	16	2.514	0.026	92.06
15	67	Jacob STEPHENSON	GBR	Yamaha YZF-R7 - Rev2Race Yamaha	1:35.334	10	15	2.696	0.182	91.88
16	10	Kieran KENT	GBR	Kawasaki Ninja 650 - Syncirrus Motorsport	1:35.560	12	12	2.922	0.226	91.66
17	4	Jack SMITH	GBR	Aprilia RS660 - Woodland Racing	1:35.670	8	15	3.032	0.110	91.56
18	89	Taylor MORETON	GBR	Suzuki GSX8R - Powerslide Motorcycles by Sublime S	1:35.710	10	11	3.072	0.040	91.52
19	12	Harry COOK	GBR	Triumph Daytona 660 - Cook Racing	1:35.793	14	14	3.155	0.083	91.44
20	20	Jack MUIR	GBR	Aprilia RS660 - Jack Muir Racing	1:36.087	6	16	3.449	0.294	91.16
21	71	Maximus HARDY	GBR	Triumph Daytona 660 - Hardy Racing	1:36.781	12	13	4.143	0.694	90.51
22	69	Joshua PROUDFOOT	GBR	Yamaha YZF-R7 - Rev2Race Yamaha	1:37.064	14	14	4.426	0.283	90.24
23	85	Jayden MARTIN	AUS	Triumph Daytona 660 - MIH Solutions / Macadam Raci	1:37.077	10	10	4.439	0.013	90.23
24	24	Scott CARSON	GBR	Triumph Daytona 660 - Team Cryosol	1:37.400	13	13	4.762	0.323	89.93
25	60	Lennon DOCHERTY	GBR	Kawasaki Ninja 650 - Syncirrus Motorsport	1:37.724	3	3	5.086	0.324	89.63
26	6	Jack KNIGHTS	GBR	Aprilia RS660 - BlueMotion Racing	1:37.861	7	14	5.223	0.137	89.51
27	61	Cameron HARRIS	GBR	Aprilia RS660 - Harris Racing / PW Gates	1:38.002	6	13	5.364	0.141	89.38
28	11	Sean O'REILLY	GBR	Aprilia RS660 - Moto Muzzi Racing Aprilia	1:38.118	13	13	5.480	0.116	89.27
29	66	Katie HAND	GBR	Triumph Daytona 660 - MIH Solutions / Macadam Raci	1:38.703	15	15	6.065	0.585	88.74
30	44	Sam GREEN	GBR	Aprilia RS660 - Bruce Racing	1:39.603	2	2	6.965	0.900	87.94

QUALIFYING LAPTIME (110.0% of 1:32.638) = 1:41.901

31	26	Del DOWDS	GBR	Suzuki GSX8R - Powerslide Motorcycles by Sublime S			1			
----	----	-----------	-----	--	--	--	---	--	--	--

Weather / Track : Bright / Dry

These results are provisional until the conclusion of any judicial and technical matters.

Date: 11/10/2024 Start: 13:21 Finish: 13:49

Brands Hatch GP: 2.4332 miles

Race Director: Stuart Higgs <i>S. Higgs</i> <small>Digitally Approved at 14:05 Friday, 11 October 2024</small>	Stewards:	Timekeeper: Richard Evans <i>R. EVANS</i> <small>Digitally Approved at 14:05 Friday, 11 October 2024</small>	
--	-----------	--	--

Results can be found at www.tsl-timing.com

Printed - 14:01 Friday, 11 October 2024

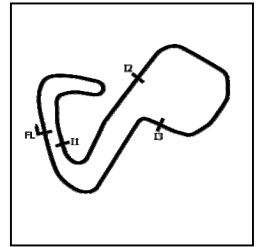


MCRCB BULLETIN TK053

2024 Bennetts British Superbike Championship - Round 11

2024 Pirelli National Sportbike with Moneybarn Vehicle Finance

FREE PRACTICE 2 - SECTOR ANALYSIS



SECTOR 1 = FL to I1, SECTOR 2 = I1 to I2 SECTOR 3 = I2 to I3, SECTOR 4 = I3 to FL, DIFF = Difference To Personal Best Lap, P = Crossed Finish Line in Pit Lane, D = Time Disallowed

P1 13		Edoardo COLOMBI				Aprilia RS660 - Gradara Corse Asd						
IDEAL LAP TIME : 1:32.366		BEST LAP TIME : 1:32.638				DIFFERENCE : 0.272						
LAP	SECTOR 1	SECTOR 2		SECTOR 3		SECTOR 4		LAP TIME	MPH	DIFF	TIME OF DAY	
1 -	OUTLAP	107.5	17.363	136.9	26.459	86.4	23.832	132.6	1:38.552	88.88	5.914	13:22:42.986
2 -	29.712	110.0	16.661	140.9	25.709	80.6	22.760	131.3	1:34.842	92.36	2.204	13:24:17.828
3 -	29.546	112.4	16.701	140.3	25.571	91.5	22.660	130.8	1:34.478	92.71	1.840	13:25:52.306
4 -	29.313	113.1	16.542	139.5	25.223	94.2	22.467	131.3	1:33.545	93.64	0.907	13:27:25.851
5 -	29.117	113.5	16.339	143.0	25.041	94.7	22.314	132.6	1:32.811 (3)	94.38	0.173	13:28:58.662
6 -	28.977	111.6	16.672	138.0	25.049	94.9	22.255	132.8	1:32.953	94.23	0.315	13:30:31.615
7 -	28.994	113.7	16.741	140.3	25.396	90.9	22.359	132.6	1:33.490	93.69	0.852	13:32:05.105
8 -	29.057	112.0	16.659	138.3	24.952	93.8	IN PIT		2:56.103 P	49.74	1:23.465	13:35:01.208
9 -	OUTLAP	110.7	16.828	138.6	25.019	94.2	22.327	131.8	1:34.192	92.99	1.554	13:36:35.400
10 -	29.101	113.1	16.477	138.9	24.949	94.1	22.126	133.1	1:32.653 (2)	94.54	0.015	13:38:08.053
11 -	30.316	108.0	17.278	129.0	26.416	92.6	IN PIT		6:02.689 P	24.15	4:30.051	13:44:10.742
12 -	OUTLAP	112.4	16.986	137.5	25.401	95.1	22.335	130.8	1:34.581	92.61	1.943	13:45:45.323
13 -	29.144	112.9	16.751	137.7	25.018	95.5	22.311	131.3	1:33.224	93.96	0.586	13:47:18.547
14 -	29.107	112.5	16.515	138.0	25.074	97.1	22.246	131.5	1:32.942	94.25	0.304	13:48:51.489
15 -	28.952	112.5	16.490	139.5	25.010	95.5	22.186	131.0	1:32.638 (1)	94.55		13:50:24.127

P2 47		Richard COOPER				Triumph Daytona 660 - PHR Performance Triumph						
IDEAL LAP TIME : 1:32.471		BEST LAP TIME : 1:32.768				DIFFERENCE : 0.297						
LAP	SECTOR 1	SECTOR 2		SECTOR 3		SECTOR 4		LAP TIME	MPH	DIFF	TIME OF DAY	
1 -	OUTLAP	104.8	17.221	137.7	26.605	88.3	22.696	130.8	1:39.216	88.29	6.448	13:24:10.998
2 -	29.624	111.1	16.754	140.1	25.273	90.3	22.294	131.3	1:33.945	93.24	1.177	13:25:44.943
3 -	29.404	112.4	16.901	140.3	25.209	92.5	22.205	131.3	1:33.719	93.46	0.951	13:27:18.662
4 -	29.248	112.2	16.650	139.2	25.178	93.4	22.147	132.1	1:33.223	93.96	0.455	13:28:51.885
5 -	29.189	111.4	16.642	140.3	25.310	90.4	22.198	132.1	1:33.339	93.84	0.571	13:30:25.224
6 -	29.118	113.3	16.527	139.2	24.985	92.3	22.138	132.3	1:32.768 (1)	94.42		13:31:57.992
7 -	29.077	112.4	16.608	138.6	24.987	92.5	22.143	131.8	1:32.815 (2)	94.37	0.047	13:33:30.807
8 -	37.500	41.9	25.133	115.1	26.137	86.4	22.805	132.8	1:51.575	78.51	18.807	13:35:22.382
9 -	29.114	112.4	16.494	140.9	25.003	91.9	22.267	132.6	1:32.878 (3)	94.31	0.110	13:36:55.260
10 -	32.400	109.2	17.185	139.5	25.297	92.4	22.065	132.6	1:36.947	90.35	4.179	13:38:32.207
11 -	28.940	113.1	16.634	139.2	27.649	72.7	IN PIT		4:35.631 P	31.78	3:02.863	13:43:07.838
12 -	OUTLAP	110.0	16.719	140.6	25.585	91.6	22.169	133.1	1:34.757	92.44	1.989	13:44:42.595
13 -	29.821	111.1	16.734	139.5	25.098	93.0	22.072	134.4	1:33.725	93.46	0.957	13:46:16.320
14 -	29.228	112.5	16.598	140.9	25.116	92.4	22.052	132.8	1:32.994	94.19	0.226	13:47:49.314
15 -	29.261	113.3	16.552	140.9	25.011	93.0	22.065	133.1	1:32.889	94.30	0.121	13:49:22.203

P3 8		Ash BARNES				Yamaha YZF-R7 - Raceways Yamaha						
IDEAL LAP TIME : 1:32.665		BEST LAP TIME : 1:32.771				DIFFERENCE : 0.106						
LAP	SECTOR 1	SECTOR 2		SECTOR 3		SECTOR 4		LAP TIME	MPH	DIFF	TIME OF DAY	
1 -	OUTLAP	107.7	16.866	137.5	26.010	85.3	22.709	129.0	1:36.605	90.67	3.834	13:23:26.512
2 -	29.682	109.1	16.711	138.0	25.335	92.0	22.342	128.5	1:34.070	93.12	1.299	13:25:00.582
3 -	29.717	110.0	16.600	138.9	25.272	88.8	22.226	131.8	1:33.815	93.37	1.044	13:26:34.397
4 -	29.672	108.2	17.100	139.8	25.809	87.7	22.481	133.6	1:35.062	92.14	2.291	13:28:09.459
5 -	29.383	108.9	16.635	136.6	25.020	90.9	22.029	130.3	1:33.067 (3)	94.12	0.296	13:29:42.526
6 -	34.677	95.5	17.243	135.0	25.911	89.0	22.315	129.0	1:40.146	87.47	7.375	13:31:22.672
7 -	29.361	109.4	16.556	136.3	24.956	93.9	22.057	129.5	1:32.930 (2)	94.26	0.159	13:32:55.602
8 -	31.182	105.1	16.887	136.3	25.573	89.2	IN PIT		1:58.662 P	73.82	25.891	13:34:54.264
9 -	OUTLAP	107.5	16.818	136.1	25.726	87.8	22.324	128.8	1:35.716	91.51	2.945	13:36:29.980
10 -	29.427	107.2	16.722	136.6	27.445	81.5	23.623	127.5	1:37.217	90.10	4.446	13:38:07.197
11 -	29.249	110.3	17.338	135.2	28.853	88.3	IN PIT		5:43.324 P	25.51	4:10.553	13:43:50.521
12 -	OUTLAP	107.0	16.932	135.8	25.639	92.5	22.328	127.5	1:36.433	90.83	3.662	13:45:26.954
13 -	29.330	108.7	16.520	136.6	24.867	95.8	22.054	128.0	1:32.771 (1)	94.42		13:46:59.725
14 -	29.346	108.9	16.614	137.2	25.050	94.5	22.114	127.8	1:33.124	94.06	0.353	13:48:32.849
15 -	29.329	111.6	16.755	141.2	25.378	87.7	23.040	127.8	1:34.502	92.69	1.731	13:50:07.351

MCRCB BULLETIN TK053

2024 Bennetts British Superbike Championship - Round 11

2024 Pirelli National Sportbike with Moneybarn Vehicle Finance

FREE PRACTICE 2 - SECTOR ANALYSIS



SECTOR 1 = FL to I1, SECTOR 2 = I1 to I2 SECTOR 3 = I2 to I3, SECTOR 4 = I3 to FL, DIFF = Difference To Personal Best Lap, P = Crossed Finish Line in Pit Lane, D = Time Disallowed

P4 25		Thomas STRUDWICK				Triumph Daytona 660 - TS Racing						
IDEAL LAP TIME : 1:32.750		BEST LAP TIME : 1:32.926				DIFFERENCE : 0.176						
LAP	SECTOR 1	SECTOR 2		SECTOR 3		SECTOR 4		LAP TIME	MPH	DIFF	TIME OF DAY	
1 -	OUTLAP	102.6	17.196	139.8	26.113	85.9	22.624	132.8	1:37.703	89.65	4.777	13:22:44.060
2 -	29.895	109.1	17.042	140.6	25.257	90.4	22.379	135.0	1:34.573	92.62	1.647	13:24:18.633
3 -	30.048	103.7	16.683	143.7	25.458	90.6	22.514	132.8	1:34.703	92.49	1.777	13:25:53.336
4 -	29.744	108.7	16.778	140.6	25.007	93.3	22.270	133.1	1:33.799	93.38	0.873	13:27:27.135
5 -	29.635	109.4	16.789	141.8	25.029	91.4	22.222	132.3	1:33.675	93.51	0.749	13:29:00.810
6 -	29.612	108.9	16.741	141.5	25.170	93.4	22.304	133.4	1:33.827	93.36	0.901	13:30:34.637
7 -	29.610	110.5	16.723	140.1	26.261	89.8	22.543	134.2	1:35.137	92.07	2.211	13:32:09.774
8 -	30.391	107.7	17.103	142.1	25.885	86.1	22.501	133.1	1:35.880	91.36	2.954	13:33:45.654
9 -	29.941	109.1	16.801	139.8	25.666	88.8	22.414	131.0	1:34.822	92.38	1.896	13:35:20.476
10 -	31.312	107.5	16.660	142.4	25.226	91.9	22.183	134.4	1:35.381	91.84	2.455	13:36:55.857
11 -	29.619	110.9	16.682	140.1	25.559	90.8	22.323	131.8	1:34.183	93.00	1.257	13:38:30.040
12 -	30.236	108.5	17.179	137.5	26.476	83.5	IN PIT		4:17.737	P	2:44.811	13:42:47.777
13 -	OUTLAP	106.5	16.987	139.8	25.363	92.3	22.472	133.9	1:34.953	92.25	2.027	13:44:22.730
14 -	29.617	110.5	16.696	140.6	25.121	94.1	22.211	133.4	1:33.645	(3)	0.719	13:45:56.375
15 -	29.359	110.9	16.585	142.1	25.290	93.2	22.167	133.4	1:33.401	(2)	0.475	13:47:29.776
16 -	29.630	111.1	16.555	142.7	25.594	92.4	22.116	132.8	1:33.895	93.29	0.969	13:49:03.671
17 -	29.460	111.1	16.630	141.5	24.927	92.0	21.909	135.2	1:32.926	(1)	94.26	13:50:36.597

P5 68		Ferre FLEERACKERS				Aprilia RS660 - B.art Racing Team						
IDEAL LAP TIME : 1:32.822		BEST LAP TIME : 1:32.964				DIFFERENCE : 0.142						
LAP	SECTOR 1	SECTOR 2		SECTOR 3		SECTOR 4		LAP TIME	MPH	DIFF	TIME OF DAY	
1 -	OUTLAP	106.0	17.308	137.2	27.759	84.0	23.334	130.8	1:42.198	85.71	9.234	13:23:21.784
2 -	30.564	110.7	16.837	139.2	26.070	96.9	23.371	131.0	1:36.842	90.45	3.878	13:24:58.626
3 -	30.283	112.5	16.798	139.8	25.725	88.6	22.523	132.1	1:35.329	91.89	2.365	13:26:33.955
4 -	29.808	110.5	16.805	138.6	26.148	88.5	22.697	132.3	1:35.458	91.76	2.494	13:28:09.413
5 -	29.528	110.1	16.675	140.3	25.181	89.0	22.285	133.6	1:33.669	93.51	0.705	13:29:43.082
6 -	29.585	113.1	16.416	140.6	26.018	75.3	22.832	133.4	1:34.851	92.35	1.887	13:31:17.933
7 -	29.500	110.1	16.744	139.8	25.664	90.5	22.480	131.0	1:34.388	92.80	1.424	13:32:52.321
8 -	29.782	111.8	16.817	137.7	25.797	94.2	22.559	131.5	1:34.955	92.25	1.991	13:34:27.276
9 -	29.629	112.2	16.637	138.9	25.500	89.9	22.450	131.3	1:34.216	92.97	1.252	13:36:01.492
10 -	29.331	112.9	16.548	137.7	25.573	93.3	22.196	132.8	1:33.648	(3)	0.684	13:37:35.140
11 -	29.501	112.7	16.635	136.9	25.719	90.5	22.588	130.0	1:34.443	92.75	1.479	13:39:09.583
12 -	32.526	82.2	20.667	128.8	27.327	82.9	IN PIT		4:01.226	P	2:28.262	13:43:10.809
13 -	OUTLAP	106.8	16.896	138.9	25.716	89.2	22.618	132.6	1:37.080	90.23	4.116	13:44:47.889
14 -	29.395	112.9	16.478	139.8	25.092	92.6	22.150	133.1	1:33.115	(2)	0.151	13:46:21.004
15 -	29.233	113.3	16.409	140.1	25.063	95.0	22.259	134.7	1:32.964	(1)	94.22	13:47:53.968
16 -	29.200	111.8	16.741	141.8	25.397	89.3	22.496	131.5	1:33.834	93.35	0.870	13:49:27.802

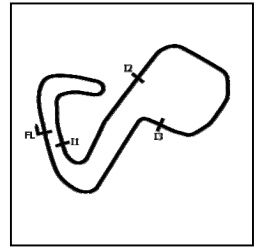
P6 34		Aaron SILVESTER				Triumph Daytona 660 - MIH Solutions / Macadam Racing Triumf							
IDEAL LAP TIME : 1:33.049		BEST LAP TIME : 1:33.365				DIFFERENCE : 0.316							
LAP	SECTOR 1	SECTOR 2		SECTOR 3		SECTOR 4		LAP TIME	MPH	DIFF	TIME OF DAY		
1 -	OUTLAP	98.6	17.272	134.7	25.548	88.8	22.526	127.8	1:40.850	86.86	7.485	13:23:43.977	
2 -	29.868	108.9	16.850	137.5	26.284	88.7	22.486	129.3	1:35.488	91.73	2.123	13:25:19.465	
3 -	29.962	109.1	16.832	136.3	25.363	92.6	22.379	128.5	1:34.536	92.66	1.171	13:26:54.001	
4 -	29.637	110.0	16.821	136.1	25.397	89.3	22.546	128.3	1:34.401	92.79	1.036	13:28:28.402	
5 -	29.395	109.4	16.736	136.1	25.217	93.2	22.309	128.8	1:33.657	93.53	0.292	13:30:02.059	
6 -	29.427	109.8	16.617	136.1	25.099	96.0	22.294	130.5	1:33.437	(2)	0.072	13:31:35.496	
7 -	29.212	109.4	16.595	137.5	25.134	89.4	22.424	128.5	1:33.365	(1)	93.82	13:33:08.861	
8 -	29.771	108.0	16.652	137.7	26.112	83.4	IN PIT		5:49.547	P	25.06	4:16.182	13:38:58.408
9 -	OUTLAP	90.4	19.502	128.3	26.583	80.3	IN PIT		3:48.707	P	38.30	2:15.342	13:42:47.115
10 -	OUTLAP	106.3	16.878	135.2	25.278	91.5	22.500	128.8	1:34.687	92.51	1.322	13:44:21.802	
11 -	29.487	108.5	16.750	135.8	25.190	90.0	22.294	129.3	1:33.721	93.46	0.356	13:45:55.523	
12 -	29.327	109.4	16.879	136.6	25.031	87.4	22.457	128.8	1:33.694	93.49	0.329	13:47:29.217	
13 -	29.470	109.1	16.837	135.5	25.045	91.3	22.211	129.0	1:33.563	(3)	0.198	13:49:02.780	
14 -	29.586	109.6	16.802	136.1	25.092	90.6	22.298	128.5	1:33.778	93.41	0.413	13:50:36.558	

MCRCB BULLETIN TK053

2024 Bennetts British Superbike Championship - Round 11

2024 Pirelli National Sportbike with Moneybarn Vehicle Finance

FREE PRACTICE 2 - SECTOR ANALYSIS



SECTOR 1 = FL to I1, SECTOR 2 = I1 to I2 SECTOR 3 = I2 to I3, SECTOR 4 = I3 to FL, DIFF = Difference To Personal Best Lap, P = Crossed Finish Line in Pit Lane, D = Time Disallowed

P7 76		Rhys STEPHENSON				Triumph Daytona 660 - Rocket Racing						
IDEAL LAP TIME : 1:33.364		BEST LAP TIME : 1:33.525				DIFFERENCE : 0.161						
LAP	SECTOR 1	SECTOR 2		SECTOR 3		SECTOR 4		LAP TIME	MPH	DIFF	TIME OF DAY	
1 -	OUTLAP	98.6	17.560	136.6	26.297	81.0	23.226	131.0	1:37.923	89.45	4.398	13:24:18.101
2 -	30.369	106.1	16.875	139.5	25.796	86.9	22.429	134.4	1:35.469	91.75	1.944	13:25:53.570
3 -	29.973	108.9	16.729	140.3	25.216	91.6	22.312	133.6	1:34.230	92.96	0.705	13:27:27.800
4 -	29.618	110.5	16.661	141.8	25.017	89.5	22.229	134.2	1:33.525 (1)	93.66		13:29:01.325
5 -	29.751	108.9	16.599	142.1	25.170	89.4	22.182	137.2	1:33.702 (3)	93.48	0.177	13:30:35.027
6 -	29.721	111.4	16.554	142.4	25.379	90.5	22.230	135.0	1:33.884	93.30	0.359	13:32:08.911
7 -	29.823	107.8	16.697	135.2	26.254	88.8	IN PIT		4:08.192 P	35.29	2:34.667	13:36:17.103
8 -	OUTLAP	108.7	17.003	136.3	25.516	86.3	22.618	130.5	1:35.355	91.86	1.830	13:37:52.458
9 -	37.100	70.1	22.210	104.8	29.107	71.8	IN PIT		5:50.492 P	24.99	4:16.967	13:43:42.950
10 -	OUTLAP	109.1	17.063	136.9	26.095	84.4	22.703	131.0	1:35.858	91.38	2.333	13:45:18.808
11 -	29.966	110.3	16.818	138.0	25.209	90.5	22.366	131.5	1:34.359	92.83	0.834	13:46:53.167
12 -	29.643	110.1	16.724	138.0	25.095	90.0	22.357	132.6	1:33.819	93.36	0.294	13:48:26.986
13 -	29.611	112.5	16.564	139.8	25.055	89.4	22.302	132.3	1:33.532 (2)	93.65	0.007	13:50:00.518

P8 59		Robert VAREY				Yamaha YZF-R7 - Stanford Fastline						
IDEAL LAP TIME : 1:33.553		BEST LAP TIME : 1:33.709				DIFFERENCE : 0.156						
LAP	SECTOR 1	SECTOR 2		SECTOR 3		SECTOR 4		LAP TIME	MPH	DIFF	TIME OF DAY	
1 -	OUTLAP	106.8	17.237	136.6	25.755	90.0	22.666	129.5	1:37.506	89.83	3.797	13:25:49.531
2 -	30.079	109.8	16.924	136.3	25.248	91.4	22.505	129.8	1:34.756	92.44	1.047	13:27:24.287
3 -	29.632	110.9	17.375	136.6	25.446	91.3	22.251	132.1	1:34.704	92.49	0.995	13:28:58.991
4 -	29.383	110.9	16.759	137.7	25.160	90.8	22.407	132.1	1:33.709 (1)	93.47		13:30:32.700
5 -	29.677	111.8	16.906	137.5	25.315	88.0	22.617	131.0	1:34.515 (2)	92.68	0.806	13:32:07.215
6 -	30.843	101.9	17.324	124.5	26.964	85.7	22.851	128.8	1:37.982	89.40	4.273	13:33:45.197
7 -	29.830	109.4	17.011	135.8	25.569	87.2	22.718	129.0	1:35.128	92.08	1.419	13:35:20.325
8 -	29.680	109.8	16.995	135.8	25.776	92.3	22.558	129.3	1:35.009	92.20	1.300	13:36:55.334
9 -	29.692	109.8	17.018	135.2	25.303	91.4	22.636	129.5	1:34.649 (3)	92.55	0.940	13:38:29.983

P9 28		Alfie DAVIDSON				Aprilia RS660 - IN Competition / SENCAT Aprilia						
IDEAL LAP TIME : 1:33.588		BEST LAP TIME : 1:33.750				DIFFERENCE : 0.162						
LAP	SECTOR 1	SECTOR 2		SECTOR 3		SECTOR 4		LAP TIME	MPH	DIFF	TIME OF DAY	
1 -	OUTLAP	104.6	17.304	135.5	26.604	82.7	23.073	130.5	1:37.741	89.62	3.991	13:22:42.465
2 -	29.975	110.3	16.943	138.9	25.849	80.2	22.859	132.1	1:35.626	91.60	1.876	13:24:18.091
3 -	29.682	111.2	16.814	141.2	25.423	89.2	22.494	132.6	1:34.413	92.78	0.663	13:25:52.504
4 -	29.549	112.0	16.762	140.1	25.265	88.4	22.444	132.1	1:34.020 (2)	93.16	0.270	13:27:26.524
5 -	29.709	110.7	16.786	138.9	25.264	88.8	22.570	131.5	1:34.329	92.86	0.579	13:29:00.853
6 -	29.758	109.6	16.662	138.3	25.346	92.1	22.272	134.4	1:34.038 (3)	93.15	0.288	13:30:34.891
7 -	29.436	111.2	16.649	142.4	25.331	89.2	22.334	133.4	1:33.750 (1)	93.43		13:32:08.641
8 -	29.887	109.2	16.817	139.8	26.098	89.7	IN PIT		4:09.708 P	35.08	2:35.958	13:36:18.349
9 -	OUTLAP	107.0	17.026	137.2	25.754	87.9	22.607	130.3	1:35.677	91.55	1.927	13:37:54.026
10 -	35.447	71.5	22.676	112.0	29.457	74.3	IN PIT		5:14.276 P	27.87	3:40.526	13:43:08.302
11 -	OUTLAP	109.2	16.995	138.3	25.565	89.9	22.688	130.0	1:35.635	91.59	1.885	13:44:43.937
12 -	29.704	110.7	16.930	138.3	25.448	88.7	22.928	131.3	1:35.010	92.19	1.260	13:46:18.947
13 -	31.829	110.7	16.725	139.8	25.231	90.1	22.417	132.6	1:36.202	91.05	2.452	13:47:55.149
14 -	29.552	110.7	17.044	142.4	25.494	91.1	22.660	129.3	1:34.750	92.45	1.000	13:49:29.899

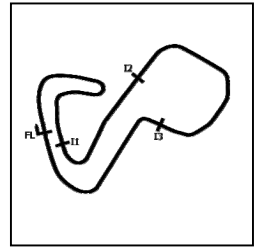
P10 55		Harrison DESOY				Yamaha YZF-R7 - Rev2Race Yamaha						
IDEAL LAP TIME : 1:33.711		BEST LAP TIME : 1:33.754				DIFFERENCE : 0.043						
LAP	SECTOR 1	SECTOR 2		SECTOR 3		SECTOR 4		LAP TIME	MPH	DIFF	TIME OF DAY	
1 -	OUTLAP	102.4	17.108	138.6	25.759	86.5	22.731	130.5	1:37.760	89.60	4.006	13:22:43.838
2 -	29.752	108.7	17.836	135.2	25.498	92.0	22.645	131.8	1:35.731	91.50	1.977	13:24:19.569
3 -	30.892	93.3	20.065	97.3	29.238	78.6	IN PIT		3:16.326 P	44.61	1:42.572	13:27:35.895
4 -	OUTLAP	107.0	17.406	134.4	25.893	91.4	22.766	130.3	1:37.744	89.62	3.990	13:29:13.639
5 -	29.733	108.5	16.764	139.5	25.290	91.9	22.373	131.3	1:34.160 (2)	93.03	0.406	13:30:47.799
6 -	29.819	108.4	16.829	137.2	25.143	93.4	22.668	128.5	1:34.459 (3)	92.73	0.705	13:32:22.258
7 -	29.580	108.4	16.807	136.6	25.003	91.9	22.364	129.5	1:33.754 (1)	93.43		13:33:56.012
8 -	30.627	102.6	17.103	131.0	27.246	89.2	IN PIT		4:07.594 P	35.37	2:33.840	13:38:03.606

MCRCB BULLETIN TK053

2024 Bennetts British Superbike Championship - Round 11

2024 Pirelli National Sportbike with Moneybarn Vehicle Finance

FREE PRACTICE 2 - SECTOR ANALYSIS



SECTOR 1 = FL to I1, SECTOR 2 = I1 to I2 SECTOR 3 = I2 to I3, SECTOR 4 = I3 to FL, DIFF = Difference To Personal Best Lap, P = Crossed Finish Line in Pit Lane, D = Time Disallowed

P11 51		Rossi BANHAM				Yamaha YZF-R7 - RB Racing						
IDEAL LAP TIME : 1:34.550		BEST LAP TIME : 1:34.705				DIFFERENCE : 0.155						
LAP	SECTOR 1	SECTOR 2		SECTOR 3		SECTOR 4		LAP TIME	MPH	DIFF	TIME OF DAY	
1 -	OUTLAP	108.4	17.141	140.3	26.528	80.0	23.059	130.8	1:39.656	87.90	4.951	13:23:12.173
2 -	30.694	108.7	17.084	140.1	26.062	86.9	22.926	130.8	1:36.766	90.52	2.061	13:24:48.939
3 -	30.469	110.0	16.853	140.9	26.115	75.1	23.227	130.8	1:36.664	90.62	1.959	13:26:25.603
4 -	30.270	109.6	16.897	135.8	26.952	82.7	22.865	133.1	1:36.984	90.32	2.279	13:28:02.587
5 -	30.530	107.2	17.103	136.9	26.489	87.4	22.921	132.6	1:37.043	90.26	2.338	13:29:39.630
6 -	30.336	107.8	17.068	137.5	25.904	85.2	22.859	130.0	1:36.167	91.08	1.462	13:31:15.797
7 -	30.301	109.4	16.930	136.9	25.691	87.1	22.887	129.3	1:35.809	91.43	1.104	13:32:51.606
8 -	30.433	109.8	17.138	139.8	25.961	88.0	22.593	131.0	1:36.125	91.12	1.420	13:34:27.731
9 -	30.168	108.9	16.840	138.6	25.656	88.5	22.600	130.8	1:35.264 (3)	91.95	0.559	13:36:02.995
10 -	30.020	110.1	16.885	137.5	25.586	91.8	22.625	130.5	1:35.116 (2)	92.09	0.411	13:37:38.111
11 -	29.923	109.1	16.995	138.0	25.326	90.3	22.461	130.3	1:34.705 (1)	92.49		13:39:12.816
12 -	34.956	57.2	27.153	103.4	29.635	73.2	IN PIT		3:42.841 P	39.30	2:08.136	13:42:55.657

P12 17		Zak SHELTON				Aprilia RS660 - XMT Racing						
IDEAL LAP TIME : 1:34.962		BEST LAP TIME : 1:34.962				DIFFERENCE : 0.000						
LAP	SECTOR 1	SECTOR 2		SECTOR 3		SECTOR 4		LAP TIME	MPH	DIFF	TIME OF DAY	
1 -	OUTLAP	102.7	17.658	136.9	26.361	85.1	23.470	130.8	1:38.754	88.70	3.792	13:22:44.111
2 -	30.619	109.1	17.147	140.1	26.236	86.4	22.995	130.5	1:36.997	90.31	2.035	13:24:21.108
3 -	30.392	106.1	17.410	136.6	26.252	86.7	22.946	129.3	1:37.000	90.30	2.038	13:25:58.108
4 -	30.285	108.4	17.106	137.2	26.197	86.9	22.861	128.5	1:36.449	90.82	1.487	13:27:34.557
5 -	30.340	107.8	17.164	136.1	25.839	86.0	22.919	128.5	1:36.262	91.00	1.300	13:29:10.819
6 -	30.384	109.2	17.182	135.2	25.920	89.9	22.804	129.3	1:36.290	90.97	1.328	13:30:47.109
7 -	30.640	103.4	17.059	138.0	25.894	84.9	23.079	129.3	1:36.672	90.61	1.710	13:32:23.781
8 -	29.923	108.7	16.994	136.6	25.433	91.4	22.612	129.5	1:34.962 (1)	92.24		13:33:58.743
9 -	30.716	107.2	17.314	136.9	26.102	87.1	IN PIT		4:47.995 P	30.41	3:13.033	13:38:46.738
10 -	OUTLAP	88.6	22.676	119.8	28.593	77.8	IN PIT		4:24.448 P	33.12	2:49.486	13:43:11.186
11 -	OUTLAP	106.6	17.227	137.2	26.361	82.8	22.882	127.8	1:38.423	89.00	3.461	13:44:49.609
12 -	30.383	108.5	17.078	136.3	25.651	91.4	22.869	128.3	1:35.981	91.26	1.019	13:46:25.590
13 -	30.058	109.4	17.108	137.2	25.716	87.7	22.718	129.0	1:35.600 (3)	91.63	0.638	13:48:01.190
14 -	30.078	108.2	17.043	136.9	25.665	92.4	22.730	128.0	1:35.516 (2)	91.71	0.554	13:49:36.706

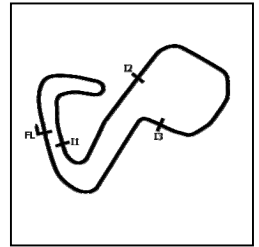
P13 74		Finn SMART-WEEDEN				Aprilia RS660 - Definitive Racing						
IDEAL LAP TIME : 1:34.733		BEST LAP TIME : 1:35.126				DIFFERENCE : 0.393						
LAP	SECTOR 1	SECTOR 2		SECTOR 3		SECTOR 4		LAP TIME	MPH	DIFF	TIME OF DAY	
1 -	OUTLAP	93.8	18.008	125.6	27.738	73.9	23.864	129.8	1:43.630	84.52	8.504	13:22:53.756
2 -	31.109	104.0	17.212	132.3	26.355	83.4	23.153	130.8	1:37.829	89.54	2.703	13:24:31.585
3 -	30.582	109.6	17.048	135.8	25.858	85.3	22.714	131.8	1:36.202	91.05	1.076	13:26:07.787
4 -	30.374	100.4	17.364	123.3	26.989	85.7	22.999	131.0	1:37.726	89.63	2.600	13:27:45.513
5 -	30.196	106.3	17.046	137.2	25.843	86.3	22.693	131.5	1:35.778	91.45	0.652	13:29:21.291
6 -	30.031	107.0	17.005	136.9	25.537	89.0	22.655	132.1	1:35.228 (2)	91.98	0.102	13:30:56.519
7 -	30.966	100.9	17.142	130.8	26.422	82.0	IN PIT		4:32.443 P	32.15	2:57.317	13:35:28.962
8 -	OUTLAP	101.0	17.511	137.2	26.464	86.7	22.802	132.3	1:39.217	88.28	4.091	13:37:08.179
9 -	30.571	97.3	17.162	129.8	27.089	83.1	23.278	134.2	1:38.100	89.29	2.974	13:38:46.279
10 -	30.928	105.8	18.173	108.7	30.724	70.7	IN PIT		4:17.706 P	33.99	2:42.580	13:43:03.985
11 -	OUTLAP	106.6	17.257	132.3	26.112	86.8	22.821	131.8	1:38.026	89.36	2.900	13:44:42.011
12 -	30.319	108.4	17.035	135.2	25.547	86.0	22.446	133.9	1:35.347 (3)	91.87	0.221	13:46:17.358
13 -	29.870	106.0	16.988	140.1	25.648	81.8	23.187	133.6	1:35.693	91.54	0.567	13:47:53.051
14 -	29.969	111.2	16.880	139.8	25.722	85.9	22.555	133.6	1:35.126 (1)	92.08		13:49:28.177

MCRCB BULLETIN TK053

2024 Bennetts British Superbike Championship - Round 11

2024 Pirelli National Sportbike with Moneybarn Vehicle Finance

FREE PRACTICE 2 - SECTOR ANALYSIS



SECTOR 1 = FL to I1, SECTOR 2 = I1 to I2 SECTOR 3 = I2 to I3, SECTOR 4 = I3 to FL, DIFF = Difference To Personal Best Lap, P = Crossed Finish Line in Pit Lane, D = Time Disallowed

P14 23		Joe ELLIS				Aprilia RS660 - JPR						
IDEAL LAP TIME : 1:35.049		BEST LAP TIME : 1:35.152				DIFFERENCE : 0.103						
LAP	SECTOR 1	SECTOR 2		SECTOR 3		SECTOR 4		LAP TIME	MPH	DIFF	TIME OF DAY	
1 -	OUTLAP	97.3	17.954	131.3	27.748	76.1	24.206	127.5	1:43.969	84.25	8.817	13:22:53.790
2 -	31.579	101.3	17.271	137.2	26.538	81.7	23.306	129.3	1:38.694	88.75	3.542	13:24:32.484
3 -	30.644	106.1	17.125	137.7	26.190	82.8	22.966	129.3	1:36.925	90.37	1.773	13:26:09.409
4 -	31.140	102.9	17.318	136.1	26.159	86.3	22.830	129.8	1:37.447	89.89	2.295	13:27:46.856
5 -	30.668	101.5	17.296	135.8	25.832	85.4	22.636	130.3	1:36.432	90.83	1.280	13:29:23.288
6 -	30.588	106.5	17.196	135.5	25.908	86.0	22.636	130.8	1:36.328	90.93	1.176	13:30:59.616
7 -	30.022	108.9	17.127	135.5	25.748	88.8	22.578	130.5	1:35.475 (3)	91.75	0.323	13:32:35.091
8 -	30.123	106.0	17.128	134.7	25.726	88.6	22.672	129.8	1:35.649	91.58	0.497	13:34:10.740
9 -	30.081	106.6	17.085	136.6	25.629	90.5	22.392	129.8	1:35.187 (2)	92.02	0.035	13:35:45.927
10 -	30.146	106.6	17.223	135.5	25.662	89.2	22.554	129.3	1:35.585	91.64	0.433	13:37:21.512
11 -	29.967	108.9	17.096	136.1	25.605	92.1	22.484	128.8	1:35.152 (1)	92.06		13:38:56.664
12 -	30.330	96.2	21.368	106.6	29.918	78.5	IN PIT		3:51.949 P	37.76	2:16.797	13:42:48.613
13 -	OUTLAP	103.8	17.544	135.5	26.156	87.4	23.090	130.3	1:38.097	89.29	2.945	13:44:26.710
14 -	30.255	107.5	17.192	135.2	25.845	89.0	22.774	129.5	1:36.066	91.18	0.914	13:46:02.776
15 -	30.048	109.1	17.179	135.2	25.791	89.3	22.674	130.0	1:35.692	91.54	0.540	13:47:38.468
16 -	30.019	108.0	17.187	136.3	25.890	90.5	22.667	129.0	1:35.763	91.47	0.611	13:49:14.231

P15 67		Jacob STEPHENSON				Yamaha YZF-R7 - Rev2Race Yamaha						
IDEAL LAP TIME : 1:35.185		BEST LAP TIME : 1:35.334				DIFFERENCE : 0.149						
LAP	SECTOR 1	SECTOR 2		SECTOR 3		SECTOR 4		LAP TIME	MPH	DIFF	TIME OF DAY	
1 -	OUTLAP	103.5	17.313	131.5	27.786	81.2	23.654	127.5	1:41.700	86.13	6.366	13:23:30.277
2 -	31.153	106.5	17.071	136.6	26.580	81.7	23.134	127.5	1:37.938	89.44	2.604	13:25:08.215
3 -	30.673	106.8	16.956	136.1	26.147	83.7	23.006	127.5	1:36.782	90.51	1.448	13:26:44.997
4 -	30.568	108.4	17.020	134.7	26.482	87.9	22.885	127.3	1:36.955	90.34	1.621	13:28:21.952
5 -	30.301	108.5	16.876	135.5	25.735	90.3	22.835	127.3	1:35.747	91.48	0.413	13:29:57.699
6 -	30.184	109.1	16.880	135.8	25.773	89.7	22.748	128.5	1:35.585	91.64	0.251	13:31:33.284
7 -	30.076	108.4	16.949	135.2	25.801	91.9	22.713	128.3	1:35.539 (3)	91.68	0.205	13:33:08.823
8 -	30.071	108.0	16.791	137.2	26.017	83.1	22.847	130.0	1:35.726	91.50	0.392	13:34:44.549
9 -	31.074	102.1	17.398	135.5	26.493	90.8	22.938	127.3	1:37.903	89.47	2.569	13:36:22.452
10 -	29.973	109.1	16.853	135.8	25.742	89.0	22.766	127.3	1:35.334 (1)	91.88		13:37:57.786
11 -	30.046	109.6	16.977	134.2	26.567	87.1	IN PIT		5:41.669 P	25.63	4:06.335	13:43:39.455
12 -	OUTLAP	83.4	17.516	133.9	26.585	86.4	23.169	127.3	1:40.971	86.75	5.637	13:45:20.426
13 -	30.011	110.0	16.954	135.8	26.047	89.3	23.149	126.8	1:36.161	91.09	0.827	13:46:56.587
14 -	30.070	107.5	16.885	136.3	25.758	91.8	22.832	126.8	1:35.545	91.68	0.211	13:48:32.132
15 -	29.987	110.0	16.764	137.5	25.746	84.5	22.855	127.3	1:35.352 (2)	91.86	0.018	13:50:07.484

P16 10		Kieran KENT				Kawasaki Ninja 650 - Symcirrus Motorsport						
IDEAL LAP TIME : 1:35.350		BEST LAP TIME : 1:35.560				DIFFERENCE : 0.210						
LAP	SECTOR 1	SECTOR 2		SECTOR 3		SECTOR 4		LAP TIME	MPH	DIFF	TIME OF DAY	
1 -	OUTLAP	96.1	17.811	131.8	27.272	79.1	23.602	124.9	1:42.119	85.78	6.559	13:24:02.038
2 -	30.415	103.2	17.354	132.1	26.030	86.4	23.109	124.5	1:36.908 (3)	90.39	1.348	13:25:38.946
3 -	31.721	94.3	17.846	131.0	27.018	82.8	24.150	126.3	1:40.735	86.95	5.175	13:27:19.681
4 -	30.205	106.1	17.272	131.8	26.735	83.2	23.754	122.6	1:37.966	89.41	2.406	13:28:57.647
5 -	31.475	100.9	17.502	131.3	27.309	86.3	23.091	126.6	1:39.377	88.14	3.817	13:30:37.024
6 -	30.026	106.8	19.328	128.0	27.270	83.4	IN PIT		6:19.863 P	23.06	4:44.303	13:36:56.887
7 -	OUTLAP	96.9	17.703	131.3	26.682	84.4	23.273	124.9	1:44.962	83.45	9.402	13:38:41.849
8 -	29.934	106.3	17.583	113.3	30.298	75.2	IN PIT		4:25.577 P	32.98	2:50.017	13:43:07.426
9 -	OUTLAP	100.4	17.331	132.8	26.138	88.7	23.115	126.1	1:38.335	89.08	2.775	13:44:45.761
10 -	30.020	106.0	17.146	131.5	25.455	89.3	23.157	126.8	1:35.778 (2)	91.45	0.218	13:46:21.539
11 -	31.134	100.6	17.489	131.3	26.833	85.1	25.315	126.6	1:40.771	86.92	5.211	13:48:02.310
12 -	30.110	106.0	17.150	133.1	25.485	88.4	22.815	125.4	1:35.560 (1)	91.66		13:49:37.870

FREE PRACTICE 2 - SECTOR ANALYSIS



SECTOR 1 = FL to I1, SECTOR 2 = I1 to I2 SECTOR 3 = I2 to I3, SECTOR 4 = I3 to FL, DIFF = Difference To Personal Best Lap, P = Crossed Finish Line in Pit Lane, D = Time Disallowed

P17 4		Jack SMITH				Aprilia RS660 - Woodland Racing						
IDEAL LAP TIME : 1:35.641		BEST LAP TIME : 1:35.670				DIFFERENCE : 0.029						
LAP	SECTOR 1	SECTOR 2		SECTOR 3		SECTOR 4		LAP TIME	MPH	DIFF	TIME OF DAY	
1 -	OUTLAP	99.2	18.147	132.3	27.554	80.3	23.386	129.8	1:42.187	85.72	6.517	13:23:05.757
2 -	31.193	103.5	17.604	136.3	26.883	86.2	23.236	130.3	1:38.916	88.55	3.246	13:24:44.673
3 -	31.789	97.6	17.661	135.0	26.963	86.4	23.245	128.8	1:39.658	87.89	3.988	13:26:24.331
4 -	30.844	104.8	17.426	134.7	26.816	88.7	22.946	130.3	1:38.032	89.35	2.362	13:28:02.363
5 -	30.402	103.4	17.380	136.6	26.510	87.2	22.967	130.0	1:37.259	90.06	1.589	13:29:39.622
6 -	31.041	96.1	17.362	135.2	26.282	85.8	22.867	132.1	1:37.552	89.79	1.882	13:31:17.174
7 -	30.165	106.0	17.150	139.8	26.008	90.6	22.735	132.3	1:36.058 (2)	91.19	0.388	13:32:53.232
8 -	30.082	106.3	16.962	140.1	26.037	92.8	22.589	132.8	1:35.670 (1)	91.56		13:34:28.902
9 -	30.274	107.0	17.063	139.8	26.084	92.3	22.871	131.8	1:36.292	90.97	0.622	13:36:05.194
10 -	30.237	108.0	17.027	138.3	26.036	92.8	22.807	130.5	1:36.107 (3)	91.14	0.437	13:37:41.301
11 -	30.591	100.4	17.250	137.5	26.283	90.3	IN PIT		5:10.870 P	28.17	3:35.200	13:42:52.171
12 -	OUTLAP	103.2	17.370	137.5	26.403	87.1	22.989	131.3	1:38.030	89.35	2.360	13:44:30.201
13 -	30.471	105.3	17.184	138.3	26.170	92.3	22.748	130.5	1:36.573	90.70	0.903	13:46:06.774
14 -	30.168	107.5	17.102	140.3	26.431	89.2	22.852	131.8	1:36.553	90.72	0.883	13:47:43.327
15 -	30.214	106.6	17.096	138.0	26.180	91.6	22.827	129.0	1:36.317	90.94	0.647	13:49:19.644

P18 89		Taylor MORETON				Suzuki GSX8R - Powerslide Motorcycles by Sublime Suzuki						
IDEAL LAP TIME : 1:35.484		BEST LAP TIME : 1:35.710				DIFFERENCE : 0.226						
LAP	SECTOR 1	SECTOR 2		SECTOR 3		SECTOR 4		LAP TIME	MPH	DIFF	TIME OF DAY	
1 -	OUTLAP	101.3	17.724	136.6	26.899	83.5	23.489	130.5	1:40.912	86.80	5.202	13:23:08.894
2 -	31.127	105.8	17.121	133.6	26.602	86.0	23.236	129.5	1:38.086	89.30	2.376	13:24:46.980
3 -	30.898	109.2	17.096	137.5	26.943	83.5	23.143	130.3	1:38.080	89.31	2.370	13:26:25.060
4 -	30.625	108.5	16.964	131.0	26.868	84.4	22.996	132.8	1:37.453	89.88	1.743	13:28:02.513
5 -	30.475	109.2	17.299	129.0	26.603	81.5	22.988	132.8	1:37.365	89.96	1.655	13:29:39.878
6 -	30.700	109.1	17.026	137.5	25.882	88.1	22.934	130.0	1:36.542	90.73	0.832	13:31:16.420
7 -	30.259	109.4	17.111	136.9	25.790	89.8	22.728	129.8	1:35.888 (2)	91.35	0.178	13:32:52.308
8 -	30.433	109.8	17.068	138.0	25.848	90.6	22.677	131.0	1:36.026 (3)	91.22	0.316	13:34:28.334
9 -	30.369	109.2	16.976	138.3	25.951	91.9	22.754	129.3	1:36.050	91.20	0.340	13:36:04.384
10 -	30.106	110.1	16.994	137.2	25.986	91.4	22.624	130.3	1:35.710 (1)	91.52		13:37:40.094
11 -	30.220	110.7	17.348	136.9	25.990	88.8	IN PIT		4:53.362 P	29.86	3:17.652	13:42:33.456

P19 12		Harry COOK				Triumph Daytona 660 - Cook Racing						
IDEAL LAP TIME : 1:35.761		BEST LAP TIME : 1:35.793				DIFFERENCE : 0.032						
LAP	SECTOR 1	SECTOR 2		SECTOR 3		SECTOR 4		LAP TIME	MPH	DIFF	TIME OF DAY	
1 -	OUTLAP	92.0	18.052	128.3	27.347	77.5	23.538	129.8	1:42.381	85.56	6.588	13:23:31.890
2 -	30.817	98.5	17.601	126.8	26.493	87.0	23.260	129.8	1:38.171	89.23	2.378	13:25:10.061
3 -	30.811	101.8	17.445	129.5	26.363	87.0	23.095	129.3	1:37.714	89.64	1.921	13:26:47.775
4 -	31.520	96.2	17.909	124.7	27.778	81.2	IN PIT		3:35.348 P	40.67	1:59.555	13:30:23.123
5 -	OUTLAP	97.9	18.050	125.6	27.425	83.2	23.447	130.3	1:43.145	84.92	7.352	13:32:06.268
6 -	31.494	98.3	17.565	120.9	27.420	85.1	23.355	131.8	1:39.834	87.74	4.041	13:33:46.102
7 -	31.285	100.6	17.416	126.6	26.549	87.7	23.014	131.5	1:38.264	89.14	2.471	13:35:24.366
8 -	30.516	103.4	17.240	132.1	26.354	89.8	23.109	129.5	1:37.219	90.10	1.426	13:37:01.585
9 -	30.426	101.2	17.330	133.6	26.442	90.6	22.909	129.3	1:37.107 (3)	90.20	1.314	13:38:38.692
10 -	30.194	104.3	17.620	114.3	29.416	78.7	IN PIT		3:55.724 P	37.16	2:19.931	13:42:34.416
11 -	OUTLAP	87.1	18.203	131.5	27.211	88.4	23.546	130.3	1:42.814	85.20	7.021	13:44:17.230
12 -	30.630	102.4	17.308	135.0	26.448	88.1	23.075	130.3	1:37.461	89.88	1.668	13:45:54.691
13 -	30.130	105.0	17.129	136.1	26.017	89.2	22.675	131.8	1:35.951 (2)	91.29	0.158	13:47:30.642
14 -	30.134	106.5	16.967	138.3	25.989	89.0	22.703	131.5	1:35.793 (1)	91.44		13:49:06.435

MCRCB BULLETIN TK053

2024 Bennetts British Superbike Championship - Round 11

2024 Pirelli National Sportbike with Moneybarn Vehicle Finance

FREE PRACTICE 2 - SECTOR ANALYSIS



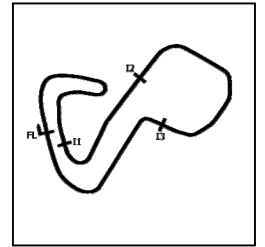
SECTOR 1 = FL to I1, SECTOR 2 = I1 to I2 SECTOR 3 = I2 to I3, SECTOR 4 = I3 to FL, DIFF = Difference To Personal Best Lap, P = Crossed Finish Line in Pit Lane, D = Time Disallowed

P20 20		Jack MUIR				Aprilia RS660 - Jack Muir Racing						
IDEAL LAP TIME : 1:35.630		BEST LAP TIME : 1:36.087				DIFFERENCE : 0.457						
LAP	SECTOR 1	SECTOR 2	SECTOR 3	SECTOR 4	LAP TIME	MPH	DIFF	TIME OF DAY				
1 -	OUTLAP	102.6	17.458	138.6	26.523	78.2	23.387	128.8	1:39.384	88.14	3.297	13:22:45.945
2 -	30.567	105.6	17.248	137.2	26.180	83.3	23.156	128.8	1:37.151	90.16	1.064	13:24:23.096
3 -	30.334	106.1	17.241	137.7	26.107	83.2	22.935	128.3	1:36.617	90.66	0.530	13:25:59.713
4 -	30.151	105.6	17.269	136.1	26.048	82.9	22.851	128.3	1:36.319	(3)	0.232	13:27:36.032
5 -	30.098	107.2	17.460	135.5	25.878	85.2	22.924	128.3	1:36.360	90.90	0.273	13:29:12.392
6 -	30.136	103.5	17.298	135.8	25.964	81.8	22.689	130.8	1:36.087	(1)	91.16	13:30:48.479
7 -	30.252	103.7	17.551	135.8	25.868	83.4	22.679	129.8	1:36.350	90.91	0.263	13:32:24.829
8 -	30.506	105.0	17.368	135.8	25.806	86.1	22.887	128.3	1:36.567	90.71	0.480	13:34:01.396
9 -	30.643	102.6	17.622	136.1	26.912	82.3	IN PIT		3:13.496	P	1:37.409	13:37:14.892
10 -	OUTLAP	104.3	17.261	135.0	26.447	86.5	23.077	124.7	1:39.409	88.11	3.322	13:38:54.301
11 -	30.428	100.3	20.675	120.6	29.047	70.0	IN PIT		3:42.991	P	2:06.904	13:42:37.292
12 -	OUTLAP	99.2	17.650	134.4	26.121	84.6	23.236	127.5	1:37.506	89.83	1.419	13:44:14.798
13 -	30.495	104.5	17.365	135.5	26.141	85.2	22.955	127.3	1:36.956	90.34	0.869	13:45:51.754
14 -	30.382	104.0	17.138	135.2	26.090	84.2	22.844	128.3	1:36.454	90.81	0.367	13:47:28.208
15 -	30.447	103.2	17.168	135.0	26.094	87.6	22.588	129.8	1:36.297	(2)	0.210	13:49:04.505
16 -	30.447	105.5	17.154	137.5	26.082	83.5	22.789	128.0	1:36.472	90.80	0.385	13:50:40.977

P21 71		Maximus HARDY				Triumph Daytona 660 - Hardy Racing						
IDEAL LAP TIME : 1:36.527		BEST LAP TIME : 1:36.770				DIFFERENCE : 0.243						
LAP	SECTOR 1	SECTOR 2	SECTOR 3	SECTOR 4	LAP TIME	MPH	DIFF	TIME OF DAY				
1 -	OUTLAP	94.3	18.039	134.4	27.536	75.8	24.045	128.0	1:42.760	85.24	5.990	13:23:08.382
2 -	31.196	100.3	17.449	138.6	26.542	83.3	23.465	131.8	1:38.652	88.79	1.882	13:24:47.034
3 -	31.036	101.0	17.280	135.5	26.869	76.4	23.560	131.3	1:38.745	88.71	1.975	13:26:25.779
4 -	30.486	102.7	17.320	135.8	26.475	78.1	23.173	129.0	1:37.454	89.88	0.684	13:28:03.233
5 -	30.557	103.2	17.202	138.0	26.263	79.0	22.969	131.5	1:36.991	(3)	0.221	13:29:40.224
6 -	30.717	98.5	17.378	134.7	26.834	69.6	IN PIT		5:02.427	P	3:25.657	13:34:42.651
7 -	OUTLAP	96.1	17.691	135.8	26.983	83.7	23.520	129.0	1:42.334	85.60	5.564	13:36:24.985
8 -	30.426	103.5	17.346	137.7	26.215	85.9	23.033	130.3	1:37.020	90.28	0.250	13:38:02.005
9 -	44.671	53.0	27.263	80.1	35.724	63.2	IN PIT		4:33.878	P	2:57.108	13:42:35.883
10 -	OUTLAP	98.9	17.801	133.6	26.728	84.0	23.275	129.8	1:39.550	87.99	2.780	13:44:15.433
11 -	30.719	105.1	17.359	137.5	26.246	83.0	22.978	129.8	1:37.302	90.02	0.532	13:45:52.735
12 -	30.389	104.3	17.388	136.9	26.026	86.3	22.978	130.5	1:36.781	(2)	0.011	13:47:29.516
13 -	30.334	104.2	17.198	139.2	26.180	85.5	23.058	129.3	1:36.770	(1)	90.52	13:49:06.286

P22 69		Joshua PROUDFOOT				Yamaha YZF-R7 - Rev2Race Yamaha						
IDEAL LAP TIME : 1:36.933		BEST LAP TIME : 1:37.064				DIFFERENCE : 0.131						
LAP	SECTOR 1	SECTOR 2	SECTOR 3	SECTOR 4	LAP TIME	MPH	DIFF	TIME OF DAY				
1 -	OUTLAP	103.4	17.606	135.0	26.945	87.8	23.847	126.6	1:41.249	86.51	4.185	13:23:14.361
2 -	31.399	102.1	17.400	137.2	26.740	85.4	23.386	128.3	1:38.925	88.55	1.861	13:24:53.286
3 -	31.406	104.5	17.475	134.2	26.683	90.3	23.471	126.1	1:39.035	88.45	1.971	13:26:32.321
4 -	31.001	105.6	17.415	133.4	26.575	87.1	23.295	127.0	1:38.286	89.12	1.222	13:28:10.607
5 -	30.908	100.9	17.562	134.2	26.480	86.3	IN PIT		3:50.530	P	2:13.466	13:32:01.137
6 -	OUTLAP	103.7	17.775	132.6	26.960	90.5	23.470	127.5	1:44.498	83.82	7.434	13:33:45.635
7 -	31.371	101.6	17.578	134.2	26.360	88.4	23.401	127.3	1:38.710	88.74	1.646	13:35:24.345
8 -	30.894	103.0	17.378	136.3	26.305	89.1	23.085	128.8	1:37.662	89.69	0.598	13:37:02.007
9 -	30.710	106.3	17.231	136.1	26.247	90.1	23.358	126.1	1:37.546	(3)	0.482	13:38:39.553
10 -	30.803	104.8	17.613	115.7	28.412	79.9	IN PIT		4:16.583	P	2:39.519	13:42:56.136
11 -	OUTLAP	103.2	17.555	134.4	26.521	89.2	23.610	127.5	1:38.902	88.57	1.838	13:44:35.038
12 -	30.628	104.3	17.579	135.8	26.874	90.1	23.540	126.1	1:38.621	88.82	1.557	13:46:13.659
13 -	30.546	104.6	17.410	132.8	26.295	93.2	23.244	127.0	1:37.495	(2)	0.431	13:47:51.154
14 -	30.571	106.5	17.337	134.7	26.105	89.4	23.051	128.5	1:37.064	(1)	90.24	13:49:28.218

FREE PRACTICE 2 - SECTOR ANALYSIS



SECTOR 1 = FL to I1, SECTOR 2 = I1 to I2 SECTOR 3 = I2 to I3, SECTOR 4 = I3 to FL, DIFF = Difference To Personal Best Lap, P = Crossed Finish Line in Pit Lane, D = Time Disallowed

P23 85		Jayden MARTIN				Triumph Daytona 660 - MIH Solutions / Macadam Racing Trium						
IDEAL LAP TIME : 1:36.971		BEST LAP TIME : 1:37.077				DIFFERENCE : 0.106						
LAP	SECTOR 1	SECTOR 2		SECTOR 3		SECTOR 4		LAP TIME	MPH	DIFF	TIME OF DAY	
1 -	OUTLAP						IN PIT	11:03.437	P	13.20	9:26.360	13:32:33.097
2 -	OUTLAP	100.1	18.572	133.1	27.528	84.2	23.870	127.5	1:42.942	85.09	5.865	13:34:16.039
3 -	31.704	102.9	17.704	135.2	26.853	86.0	23.593	127.3	1:39.854	87.72	2.777	13:35:55.893
4 -	31.061	105.0	17.387	135.5	26.695	88.5	23.440	127.5	1:38.583	88.85	1.506	13:37:34.476
5 -	30.912	106.3	17.492	135.5	26.121	88.6	23.280	127.3	1:37.805	(3)	0.728	13:39:12.281
6 -	32.321	87.2	19.218	129.0	27.517	79.7	IN PIT	3:36.781	P	40.40	1:59.704	13:42:49.062
7 -	OUTLAP	96.6	17.813	135.0	26.370	87.9	23.436	129.3	1:38.713	88.74	1.636	13:44:27.775
8 -	30.886	105.3	17.391	136.3	26.314	88.8	23.234	128.3	1:37.825	89.54	0.748	13:46:05.600
9 -	30.712	106.5	17.310	136.1	26.418	86.0	23.188	128.3	1:37.628	(2)	0.551	13:47:43.228
10 -	30.818	104.2	17.179	137.7	26.044	87.8	23.036	129.3	1:37.077	(1)	90.23	13:49:20.305

P24 24		Scott CARSON				Triumph Daytona 660 - Team Cryosol						
IDEAL LAP TIME : 1:37.139		BEST LAP TIME : 1:37.400				DIFFERENCE : 0.261						
LAP	SECTOR 1	SECTOR 2		SECTOR 3		SECTOR 4		LAP TIME	MPH	DIFF	TIME OF DAY	
1 -	OUTLAP	93.7	18.460	130.3	27.717	83.7	23.910	128.5	1:45.342	83.15	7.942	13:22:55.706
2 -	31.427	104.5	17.521	136.3	26.398	86.1	23.306	128.3	1:38.652	88.79	1.252	13:24:34.358
3 -	31.139	106.5	17.642	136.9	26.350	88.3	23.093	128.5	1:38.224	89.18	0.824	13:26:12.582
4 -	30.960	108.5	17.344	136.3	26.204	88.0	23.132	128.8	1:37.640	(2)	0.240	13:27:50.222
5 -	30.981	105.8	17.593	136.3	26.165	86.5	23.217	128.3	1:37.956	89.42	0.556	13:29:28.178
6 -	31.013	106.3	17.499	135.8	26.160	86.7	23.118	129.3	1:37.790	89.57	0.390	13:31:05.968
7 -	31.312	107.3	17.419	135.5	26.298	88.5	IN PIT	5:23.686	P	27.06	3:46.286	13:36:29.654
8 -	OUTLAP	100.6	17.962	134.7	26.476	85.7	23.327	128.3	1:41.324	86.45	3.924	13:38:10.978
9 -	31.266	107.5	17.824	134.4	26.642	83.6	IN PIT	5:15.750	P	27.74	3:38.350	13:43:26.728
10 -	OUTLAP	98.8	17.964	134.4	26.728	87.2	23.365	127.0	1:39.982	87.61	2.582	13:45:06.710
11 -	31.102	107.2	17.418	135.8	26.271	85.8	23.070	127.5	1:37.861	89.51	0.461	13:46:44.571
12 -	30.691	108.4	17.328	136.6	26.203	85.1	23.530	126.8	1:37.752	(3)	0.352	13:48:22.323
13 -	30.939	107.8	17.317	136.3	26.061	86.8	23.083	127.5	1:37.400	(1)	89.93	13:49:59.723

P25 60		Lennon DOCHERTY				Kawasaki Ninja 650 - Sycmirrus Motorsport						
IDEAL LAP TIME : 1:37.217		BEST LAP TIME : 1:37.724				DIFFERENCE : 0.507						
LAP	SECTOR 1	SECTOR 2		SECTOR 3		SECTOR 4		LAP TIME	MPH	DIFF	TIME OF DAY	
1 -	OUTLAP	101.3	18.109	132.3	27.267	79.7	24.263	122.2	1:44.930	83.48	7.206	13:25:18.463
2 -	31.062	104.6	17.626	134.7	26.260	83.7	23.448	125.4	1:38.396	(2)	0.672	13:26:56.859
3 -	30.629	106.5	17.593	132.3	26.165	84.0	23.337	124.0	1:37.724	(1)	89.63	13:28:34.583

P26 6		Jack KNIGHTS				Aprilia RS660 - BlueMotion Racing						
IDEAL LAP TIME : 1:37.733		BEST LAP TIME : 1:37.861				DIFFERENCE : 0.128						
LAP	SECTOR 1	SECTOR 2		SECTOR 3		SECTOR 4		LAP TIME	MPH	DIFF	TIME OF DAY	
1 -	OUTLAP	92.6	18.466	131.8	27.694	80.1	24.081	129.0	1:43.958	84.26	6.097	13:23:12.976
2 -	31.949	104.0	17.598	134.2	27.043	83.2	23.508	127.5	1:40.098	87.51	2.237	13:24:53.074
3 -	31.754	97.8	17.601	130.5	26.871	84.3	23.135	130.5	1:39.361	88.16	1.500	13:26:32.435
4 -	31.356	102.1	17.419	133.4	26.899	83.7	23.221	129.3	1:38.895	88.57	1.034	13:28:11.330
5 -	31.234	104.3	17.441	136.9	26.481	87.3	23.147	128.8	1:38.303	89.11	0.442	13:29:49.633
6 -	31.147	103.7	17.516	135.5	26.622	83.6	23.271	128.5	1:38.556	88.88	0.695	13:31:28.189
7 -	30.757	103.8	17.360	135.2	26.536	84.2	23.208	127.3	1:37.861	(1)	89.51	13:33:06.050
8 -	30.888	104.2	17.700	134.2	26.574	83.1	23.231	128.5	1:38.393	89.02	0.532	13:34:44.443
9 -	30.947	102.1	17.581	135.0	26.839	83.8	23.171	128.8	1:38.538	88.89	0.677	13:36:22.981
10 -	30.915	103.7	17.593	136.1	26.542	84.2	23.221	127.8	1:38.271	(3)	0.410	13:38:01.252
11 -	44.810	57.0	27.092	79.3	35.833	62.4	IN PIT	6:30.317	P	22.44	4:52.456	13:44:31.569
12 -	OUTLAP	99.2	18.153	133.4	27.052	84.9	23.563	127.8	1:44.607	83.74	6.746	13:46:16.176
13 -	31.053	102.2	17.426	138.6	26.553	84.3	23.369	130.5	1:38.401	89.02	0.540	13:47:54.577
14 -	30.919	102.9	17.387	138.0	26.518	88.0	23.169	129.5	1:37.993	(2)	0.132	13:49:32.570

MCRCB BULLETIN TK053

2024 Bennetts British Superbike Championship - Round 11

2024 Pirelli National Sportbike with Moneybarn Vehicle Finance

FREE PRACTICE 2 - SECTOR ANALYSIS



SECTOR 1 = FL to I1, SECTOR 2 = I1 to I2 SECTOR 3 = I2 to I3, SECTOR 4 = I3 to FL, DIFF = Difference To Personal Best Lap, P = Crossed Finish Line in Pit Lane, D = Time Disallowed

P27 61		Cameron HARRIS				Aprilia RS660 - Harris Racing / PW Gates							
IDEAL LAP TIME : 1:37.898		BEST LAP TIME : 1:38.002				DIFFERENCE : 0.104							
LAP	SECTOR 1	SECTOR 2	SECTOR 3	SECTOR 4	LAP TIME	MPH	DIFF	TIME OF DAY					
1 -	OUTLAP	98.2	17.812	135.5	27.262	81.4	23.668	127.0	1:40.976	86.75	2.974	13:22:48.292	
2 -	31.348	102.4	17.591	135.0	26.689	86.9	23.557	127.0	1:39.185	88.31	1.183	13:24:27.477	
3 -	31.112	105.5	17.426	135.0	26.717	90.3	23.759	125.4	1:39.014	(3)	88.47	1.012	13:26:06.491
4 -	31.523	100.1	17.633	121.5	27.390	86.0	23.389	127.3	1:39.935	87.65	1.933	13:27:46.426	
5 -	30.802	103.8	17.601	133.1	26.489	86.9	23.214	127.5	1:38.106	(2)	89.28	0.104	13:29:24.532
6 -	30.794	103.2	17.401	135.2	26.541	86.2	23.266	127.3	1:38.002	(1)	89.38		13:31:02.534
7 -	30.891	104.2	17.499	131.8	27.165	85.3	IN PIT		4:03.806	P	35.92	2:25.804	13:35:06.340
8 -	OUTLAP	99.1	17.907	133.1	27.722	84.8	23.782	126.8	1:42.557	85.41	4.555	13:36:48.897	
9 -	31.639	98.2	17.895	130.8	27.354	86.8	24.077	122.6	1:40.965	86.76	2.963	13:38:29.862	
10 -	31.361	100.9	17.606	134.2	30.401	62.0	IN PIT		4:52.414	P	29.95	3:14.412	13:43:22.276
11 -	OUTLAP	98.5	17.971	131.8	27.038	85.3	24.079	126.6	1:40.999	86.73	2.997	13:45:03.275	
12 -	31.072	101.8	17.615	133.1	27.116	89.7	23.428	125.6	1:39.231	88.27	1.229	13:46:42.506	
13 -	30.948	102.9	17.712	133.9	27.454	89.2	23.671	126.3	1:39.785	87.78	1.783	13:48:22.291	

P28 11		Sean O'REILLY				Aprilia RS660 - Moto Muzzi Racing Aprilia							
IDEAL LAP TIME : 1:38.118		BEST LAP TIME : 1:38.118				DIFFERENCE : 0.000							
LAP	SECTOR 1	SECTOR 2	SECTOR 3	SECTOR 4	LAP TIME	MPH	DIFF	TIME OF DAY					
1 -	OUTLAP	100.3	18.786	130.3	29.213	77.8	24.718	124.0	1:48.238	80.93	10.120	13:23:00.130	
2 -	33.258	100.0	18.400	131.8	27.660	85.1	24.223	123.1	1:43.541	84.60	5.423	13:24:43.671	
3 -	32.533	103.0	18.049	130.8	27.536	84.7	23.910	125.6	1:42.028	85.85	3.910	13:26:25.699	
4 -	32.073	105.0	17.916	131.5	27.827	83.1	23.857	124.5	1:41.673	86.15	3.555	13:28:07.372	
5 -	31.732	96.0	17.925	132.3	26.918	89.3	23.540	124.9	1:40.115	87.49	1.997	13:29:47.487	
6 -	31.705	105.5	17.806	131.5	26.550	89.8	23.609	124.7	1:39.670	87.88	1.552	13:31:27.157	
7 -	31.343	103.7	17.849	130.3	27.158	83.2	IN PIT		5:04.091	P	28.80	3:25.973	13:36:31.248
8 -	OUTLAP	101.0	18.129	131.0	27.267	87.3	23.895	124.7	1:44.329	83.96	6.211	13:38:15.577	
9 -	31.592	105.5	18.123	130.8	26.979	81.4	IN PIT		4:57.623	P	29.43	3:19.505	13:43:13.200
10 -	OUTLAP	103.7	18.192	131.3	27.522	85.5	24.526	124.2	1:43.544	84.60	5.426	13:44:56.744	
11 -	31.349	106.0	17.767	131.0	26.795	92.1	23.626	123.8	1:39.537	(3)	88.00	1.419	13:46:36.281
12 -	31.050	105.1	17.742	131.0	26.502	92.8	23.471	123.1	1:38.765	(2)	88.69	0.647	13:48:15.046
13 -	30.865	105.1	17.504	131.8	26.361	93.4	23.388	123.5	1:38.118	(1)	89.27		13:49:53.164

P29 66		Katie HAND				Triumph Daytona 660 - MIH Solutions / Macadam Racing Triumph							
IDEAL LAP TIME : 1:38.703		BEST LAP TIME : 1:38.703				DIFFERENCE : 0.000							
LAP	SECTOR 1	SECTOR 2	SECTOR 3	SECTOR 4	LAP TIME	MPH	DIFF	TIME OF DAY					
1 -	OUTLAP	93.3	18.382	119.8	29.831	73.8	24.948	129.5	1:48.636	80.63	9.933	13:23:37.748	
2 -	33.848	97.9	17.851	125.6	28.520	78.6	24.217	129.0	1:44.436	83.87	5.733	13:25:22.184	
3 -	33.142	105.8	17.647	125.4	27.945	79.5	24.015	129.8	1:42.749	85.25	4.046	13:27:04.933	
4 -	32.627	105.0	17.501	130.8	27.736	81.8	23.926	129.8	1:41.790	86.05	3.087	13:28:46.723	
5 -	32.393	105.0	17.610	128.3	27.487	81.6	23.556	130.0	1:41.046	86.69	2.343	13:30:27.769	
6 -	32.256	105.3	17.357	128.8	27.307	81.3	23.514	130.3	1:40.434	87.21	1.731	13:32:08.203	
7 -	31.909	105.8	17.196	128.0	27.261	84.6	23.409	130.0	1:39.775	87.79	1.072	13:33:47.978	
8 -	31.865	107.3	17.256	133.4	27.006	83.3	23.410	130.3	1:39.537	88.00	0.834	13:35:27.515	
9 -	31.754	107.7	17.169	133.6	27.142	84.0	23.335	130.0	1:39.400	88.12	0.697	13:37:06.915	
10 -	31.540	108.9	17.260	131.8	27.070	84.6	23.328	129.5	1:39.198	(3)	88.30	0.495	13:38:46.113
11 -	31.814	101.9	19.386	99.2	33.340	69.6	IN PIT		4:05.722	P	35.64	2:27.019	13:42:51.835
12 -	OUTLAP	101.2	17.605	128.3	27.652	79.1	23.819	129.8	1:41.660	86.16	2.957	13:44:33.495	
13 -	31.827	103.2	17.489	128.8	27.338	84.4	23.754	127.5	1:40.408	87.24	1.705	13:46:13.903	
14 -	31.581	104.6	17.177	131.5	27.103	85.8	23.258	131.5	1:39.119	(2)	88.37	0.416	13:47:53.022
15 -	31.534	108.2	17.086	135.2	26.854	84.5	23.229	130.5	1:38.703	(1)	88.74		13:49:31.725

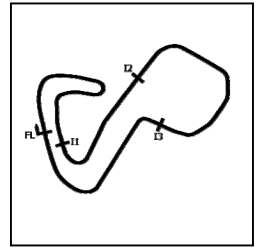
P30 44		Sam GREEN				Aprilia RS660 - Bruce Racing							
IDEAL LAP TIME : 1:39.244		BEST LAP TIME : 1:39.603				DIFFERENCE : 0.359							
LAP	SECTOR 1	SECTOR 2	SECTOR 3	SECTOR 4	LAP TIME	MPH	DIFF	TIME OF DAY					
1 -	OUTLAP	102.6	17.787	135.2	27.293	81.5	23.950	129.0	1:40.550	87.11	0.947	13:24:14.464	
2 -	31.091	104.5	17.524	136.1	26.961	84.9	24.027	132.1	1:39.603	(1)	87.94		13:25:54.067

MCRCB BULLETIN TK053

2024 Bennetts British Superbike Championship - Round 11

2024 Pirelli National Sportbike with Moneybarn Vehicle Finance

FREE PRACTICE 2 - SECTOR ANALYSIS



SECTOR 1 = FL to I1, SECTOR 2 = I1 to I2 SECTOR 3 = I2 to I3, SECTOR 4 = I3 to FL, DIFF = Difference To Personal Best Lap, P = Crossed Finish Line in Pit Lane, D = Time Disallowed

P31 26		Del DOWDS		Suzuki GSX8R - Powerslide Motorcycles by Sublime Suzuki							
IDEAL LAP TIME : 29:28.990		BEST LAP TIME :		DIFFERENCE :							
LAP	SECTOR 1	SECTOR 2		SECTOR 3		SECTOR 4		LAP TIME	MPH	DIFF	TIME OF DAY
1 -	OUTLAP	104.5	17.815 133.1	26.432 82.8	23.541 129.3	1:38.839	88.62				13:22:46.624

MCRCB BULLETIN TK054

2024 Bennetts British Superbike Championship - Round 11

2024 Pirelli National Sportbike with Moneybarn Vehicle Finance

FREE PRACTICE 2 - BEST SECTORS

SECTOR 1			SECTOR 2			SECTOR 3			SECTOR 4			IDEAL / BEST COMPARISON						
POS	NO	NAME	TIME	NO	NAME	TIME	NO	NAME	TIME	NO	NAME	IDEAL	BEST	DIFF				
1	47	COOPER	28.940	13	COLOMBI	16.339	8	BARNES	24.867	25	STRUDWI	21.909	13	COLOMBI	1:32.366	1:32.638	0.272	
2	13	COLOMBI	28.952	68	FLEERAC	16.409	25	STRUDWI	24.927	8	BARNES	22.029	2	47	COOPER	1:32.471	1:32.768	0.297
3	68	FLEERAC	29.200	47	COOPER	16.494	13	COLOMBI	24.949	47	COOPER	22.052	3	8	BARNES	1:32.665	1:32.771	0.106
4	34	SILVEST	29.212	8	BARNES	16.520	47	COOPER	24.985	13	COLOMBI	22.126	4	25	STRUDWICK	1:32.750	1:32.926	0.176
5	8	BARNES	29.249	76	STEPHEN	16.554	55	DESSOY	25.003	68	FLEERAC	22.150	5	68	FLEERACKERS	1:32.822	1:32.964	0.142
6	25	STRUDWI	29.359	25	STRUDWI	16.555	76	STEPHEN	25.017	76	STEPHEN	22.182	6	34	SILVESTER	1:33.049	1:33.365	0.316
7	59	VAREY	29.383	34	SILVEST	16.595	34	SILVEST	25.031	34	SILVEST	22.211	7	76	STEPHENSON	1:33.364	1:33.525	0.161
8	28	DAVIDSO	29.436	28	DAVIDSO	16.649	68	FLEERAC	25.063	59	VAREY	22.251	8	59	VAREY	1:33.553	1:33.709	0.156
9	55	DESSOY	29.580	59	VAREY	16.759	59	VAREY	25.160	28	DAVIDSO	22.272	9	28	DAVIDSON	1:33.588	1:33.750	0.162
10	76	STEPHEN	29.611	55	DESSOY	16.764	28	DAVIDSO	25.231	55	DESSOY	22.364	10	55	DESSOY	1:33.711	1:33.754	0.043
11	74	SMART-W	29.870	67	STEPHEN	16.764	51	BANHAM	25.326	23	ELLIS	22.392	11	51	BANHAM	1:34.550	1:34.705	0.155
12	51	BANHAM	29.923	51	BANHAM	16.840	17	SHELTON	25.433	74	SMART-W	22.446	12	74	SMART-WEEDEN	1:34.733	1:35.126	0.393
13	17	SHELTON	29.923	74	SMART-W	16.880	10	KENT	25.455	51	BANHAM	22.461	13	17	SHELTON	1:34.962	1:34.962	0.000
14	10	KENT	29.934	4	SMITH	16.962	74	SMART-W	25.537	20	MUIR	22.588	14	23	ELLIS	1:35.049	1:35.152	0.103
15	23	ELLIS	29.967	89	MORETON	16.964	23	ELLIS	25.605	4	SMITH	22.589	15	67	STEPHENSON	1:35.185	1:35.334	0.149
16	67	STEPHEN	29.973	12	COOK	16.967	67	STEPHEN	25.735	17	SHELTON	22.612	16	10	KENT	1:35.350	1:35.560	0.210
17	4	SMITH	30.082	17	SHELTON	16.994	89	MORETON	25.790	89	MORETON	22.624	17	89	MORETON	1:35.484	1:35.710	0.226
18	20	MUIR	30.098	23	ELLIS	17.085	20	MUIR	25.806	12	COOK	22.675	18	20	MUIR	1:35.630	1:36.087	0.457
19	89	MORETON	30.106	66	HAND	17.086	60	DOCHERT	25.879	67	STEPHEN	22.713	19	4	SMITH	1:35.641	1:35.670	0.029
20	12	COOK	30.130	20	MUIR	17.138	12	COOK	25.989	10	KENT	22.815	20	12	COOK	1:35.761	1:35.793	0.032
21	71	HARDY	30.334	10	KENT	17.146	4	SMITH	26.008	71	HARDY	22.969	21	71	HARDY	1:36.527	1:36.770	0.243
22	60	DOCHERT	30.503	85	MARTIN	17.179	71	HARDY	26.026	85	MARTIN	23.036	22	69	PROUDFOOT	1:36.933	1:37.064	0.131
23	69	PROUDFO	30.546	71	HARDY	17.198	85	MARTIN	26.044	69	PROUDFO	23.051	23	85	MARTIN	1:36.971	1:37.077	0.106
24	24	CARSON	30.691	69	PROUDFO	17.231	24	CARSON	26.061	24	CARSON	23.070	24	24	CARSON	1:37.139	1:37.400	0.261
25	85	MARTIN	30.712	24	CARSON	17.317	69	PROUDFO	26.105	6	KNIGHTS	23.135	25	60	DOCHERTY	1:37.217	1:37.724	0.507
26	6	KNIGHTS	30.757	6	KNIGHTS	17.360	11	O'REILL	26.361	61	HARRIS	23.214	26	6	KNIGHTS	1:37.733	1:37.861	0.128
27	61	HARRIS	30.794	44	GREEN	17.365	26	DOWDS	26.432	66	HAND	23.229	27	61	HARRIS	1:37.898	1:38.002	0.104
28	11	O'REILL	30.865	61	HARRIS	17.401	6	KNIGHTS	26.481	60	DOCHERT	23.337	28	11	O'REILLY	1:38.118	1:38.118	0.000
29	44	GREEN	30.968	60	DOCHERT	17.498	61	HARRIS	26.489	11	O'REILL	23.388	29	66	HAND	1:38.703	1:38.703	0.000
30	66	HAND	31.534	11	O'REILL	17.504	66	HAND	26.854	26	DOWDS	23.541	30	44	GREEN	1:39.244	1:39.603	0.359
31	26	DOWDS	28:21.202	26	DOWDS	17.815	44	GREEN	26.961	44	GREEN	23.950	31	26	DOWDS	29:28.990		

MCRCB BULLETIN TK055**2024 Bennetts British Superbike Championship - Round 11****2024 Pirelli National Sportbike with Moneybarn Vehicle Finance****FREE PRACTICE 2 - BEST SPEEDS**

POS	INTERMEDIATE 1			INTERMEDIATE 2			INTERMEDIATE 3			FINISH LINE		
	NO	NAME	MPH	NO	NAME	MPH	NO	NAME	MPH	NO	NAME	MPH
1	13	COLOMBI	113.7	25	STRUDWICK	143.7	13	COLOMBI	97.1	76	STEPHENSON	137.2
2	47	COOPER	113.3	13	COLOMBI	143.0	68	FLEERACKERS	96.9	25	STRUDWICK	135.2
3	68	FLEERACKERS	113.3	76	STEPHENSON	142.4	34	SILVESTER	96.0	68	FLEERACKERS	134.7
4	76	STEPHENSON	112.5	28	DAVIDSON	142.4	8	BARNES	95.8	47	COOPER	134.4
5	28	DAVIDSON	112.0	68	FLEERACKERS	141.8	25	STRUDWICK	94.1	28	DAVIDSON	134.4
6	59	VAREY	111.8	8	BARNES	141.2	47	COOPER	93.4	74	SMART-WEEDEN	134.2
7	8	BARNES	111.6	47	COOPER	140.9	55	DESSOY	93.4	8	BARNES	133.6
8	74	SMART-WEEDEN	111.2	51	BANHAM	140.9	11	O'REILLY	93.4	13	COLOMBI	133.1
9	25	STRUDWICK	111.1	4	SMITH	140.3	69	PROUDFOOT	93.2	51	BANHAM	133.1
10	89	MORETON	110.7	17	SHELTON	140.1	4	SMITH	92.8	4	SMITH	132.8
11	51	BANHAM	110.1	74	SMART-WEEDEN	140.1	89	MORETON	92.8	89	MORETON	132.8
12	34	SILVESTER	110.0	55	DESSOY	139.5	28	DAVIDSON	92.4	59	VAREY	132.1
13	67	STEPHENSON	110.0	71	HARDY	139.2	17	SHELTON	92.4	44	GREEN	132.1
14	17	SHELTON	109.4	20	MUIR	138.6	59	VAREY	92.3	55	DESSOY	131.8
15	23	ELLIS	109.1	6	KNIGHTS	138.6	23	ELLIS	92.1	12	COOK	131.8
16	66	HAND	108.9	89	MORETON	138.3	67	STEPHENSON	91.9	71	HARDY	131.8
17	55	DESSOY	108.7	12	COOK	138.3	51	BANHAM	91.8	66	HAND	131.5
18	24	CARSON	108.5	34	SILVESTER	137.7	76	STEPHENSON	91.6	17	SHELTON	130.8
19	4	SMITH	108.0	59	VAREY	137.7	12	COOK	90.6	23	ELLIS	130.8
20	20	MUIR	107.2	23	ELLIS	137.7	61	HARRIS	90.3	20	MUIR	130.8
21	10	KENT	106.8	85	MARTIN	137.7	10	KENT	89.3	34	SILVESTER	130.5
22	12	COOK	106.5	67	STEPHENSON	137.5	74	SMART-WEEDEN	89.0	6	KNIGHTS	130.5
23	69	PROUDFOOT	106.5	69	PROUDFOOT	137.2	60	DOCHERTY	89.0	67	STEPHENSON	130.0
24	85	MARTIN	106.5	24	CARSON	136.9	85	MARTIN	88.8	85	MARTIN	129.3
25	60	DOCHERTY	106.5	44	GREEN	136.1	24	CARSON	88.5	24	CARSON	129.3
26	11	O'REILLY	106.0	61	HARRIS	135.5	6	KNIGHTS	88.0	26	DOWDS	129.3
27	44	GREEN	106.0	66	HAND	135.2	20	MUIR	87.6	69	PROUDFOOT	128.8
28	61	HARRIS	105.5	60	DOCHERTY	134.7	71	HARDY	86.3	61	HARRIS	127.5
29	71	HARDY	105.1	10	KENT	133.1	66	HAND	85.8	10	KENT	126.8
30	6	KNIGHTS	105.0	26	DOWDS	133.1	44	GREEN	84.9	11	O'REILLY	125.6
31	26	DOWDS	104.5	11	O'REILLY	132.3	26	DOWDS	82.8	60	DOCHERTY	125.4

MCRCB BULLETIN TK056

2024 Bennetts British Superbike Championship - Round 11

2024 Pirelli National Sportbike with Moneybarn Vehicle Finance

FREE PRACTICE 2 - STATISTICS

Competitors Started	31
Planned Start	2024-10-11 @ 13:20:00.000
Actual Start	2024-10-11 @ 13:21:00.470
Finish Time	2024-10-11 @ 13:49:04.577
Track Length	2.4332mi.
Total Laps	386
Total Distance Covered	939.2497mi.

Session Fastest Lap History

NO	NAME	LAP TIME	TIME OF DAY	LAP	VEHICLE
13	Edoardo COLOMBI	1:34.842	13:24:17.828	2	Aprilia RS660
25	Thomas STRUDWICK	1:34.573	13:24:18.633	2	Triumph Daytona 660
8	Ash BARNES	1:34.070	13:25:00.582	2	Yamaha YZF-R7
47	Richard COOPER	1:33.945	13:25:44.943	2	Triumph Daytona 660
8	Ash BARNES	1:33.815	13:26:34.397	3	Yamaha YZF-R7
47	Richard COOPER	1:33.719	13:27:18.662	3	Triumph Daytona 660
13	Edoardo COLOMBI	1:33.545	13:27:25.851	4	Aprilia RS660
47	Richard COOPER	1:33.223	13:28:51.885	4	Triumph Daytona 660
13	Edoardo COLOMBI	1:32.811	13:28:58.662	5	Aprilia RS660
47	Richard COOPER	1:32.768	13:31:57.992	6	Triumph Daytona 660
13	Edoardo COLOMBI	1:32.653	13:38:08.053	10	Aprilia RS660
13	Edoardo COLOMBI	1:32.638	13:50:24.127	15	Aprilia RS660

Flag History

TYPE	TIME OF DAY
GREEN	13:21:00.470
RED	13:39:26.722
GREEN	13:42:30.829
FINISH	13:49:04.577

Flag Statistics

TYPE	COUNT	TOTAL LAPS	TOTAL TIME
Green	2	17	28:24.968
Red	1	0	3:04.107
Safety Car	0	0	0.000
FCY	0	0	0.000

MCRCB BULLETIN TK057

2024 Bennetts British Superbike Championship - Round 11

2024 Pirelli National Sportbike with Moneybarn Vehicle Finance

FREE PRACTICE 2 - SESSION NOTES

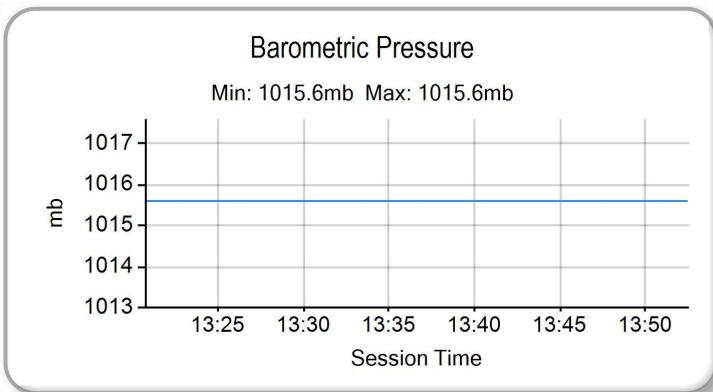
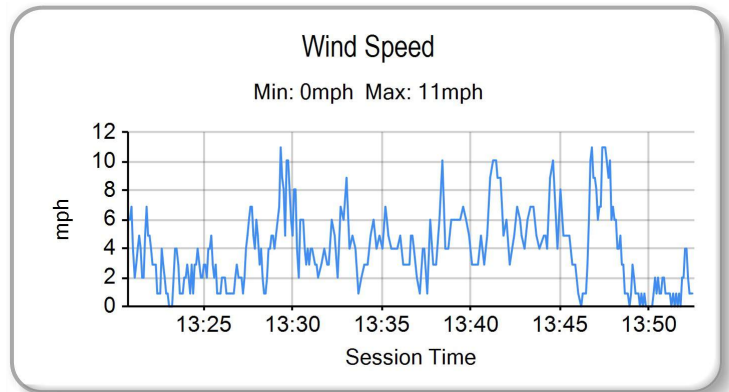
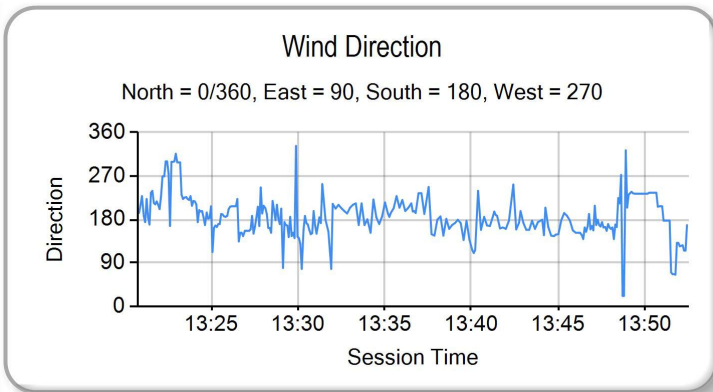
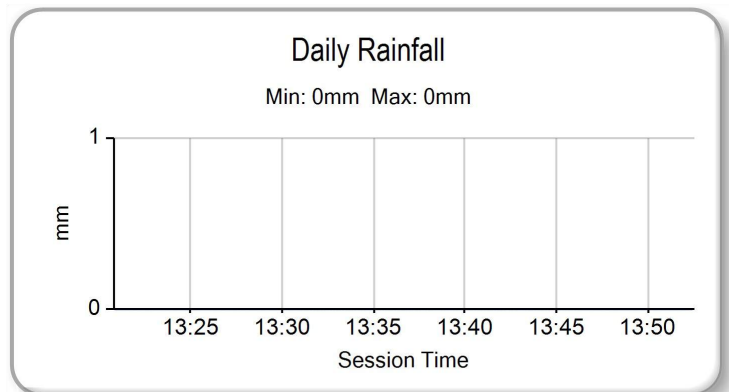
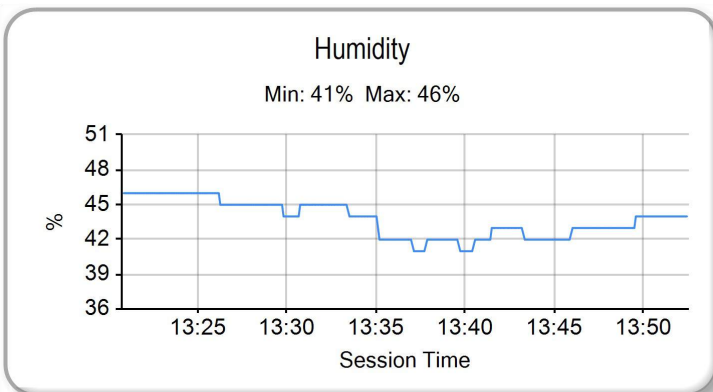
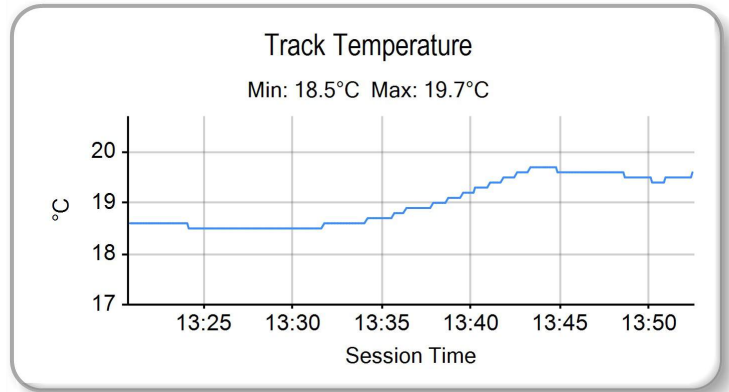
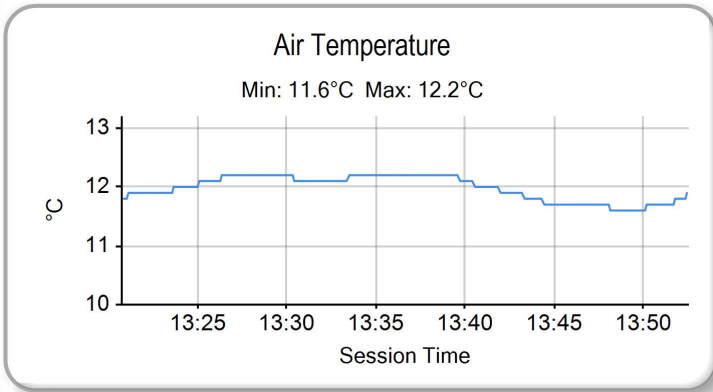
TIME	MESSAGE
13:23:22	NO. 85 FALLER AT COOPER STRAIGHT - RIDER OK
13:24:01	NO. 26 FALLER AT T3 GRAHAM HILL BEND - RIDER OK
13:27:49	NO. 44 FALLER AT HAWTHORN HILL - RIDER OK
13:40:20	NO. 55 FALLER AT T4 SURTEES - RIDER OK
13:44:23	NO. 89 FALLER AT T10 STIRLINGS - RIDER OK
13:45:19	NO.12 - EXCEEDED TRACK LIMITS - T1 - LAPTIME CANCELLED @ 13:44:24
13:48:56	NO.71 - EXCEEDED TRACK LIMITS - T1 - LAPTIME CANCELLED @13:47:36

MCRCB BULLETIN TK058

2024 Bennetts British Superbike Championship - Round 11

2024 Pirelli National Sportbike with Moneybarn Vehicle Finance

FREE PRACTICE 2 - WEATHER CONDITIONS





FREE PRACTICE - COMBINED CLASSIFICATION

POS	NO	NAME	NAT	ENTRY	FIRST		SECOND		GAP	DIFF
					TIME	LAPS	TIME	LAPS		
1	13	Edoardo COLOMBI	ITA	Aprilia RS660 - Gradara Corse Asd	1:38.055	8	1:32.638	15		
2	47	Richard COOPER	GBR	Triumph Daytona 660 - PHR Performance Triumph	1:34.854	13	1:32.768	15	0.130	0.130
3	8	Ash BARNES	GBR	Yamaha YZF-R7 - Raceways Yamaha	1:35.893	12	1:32.771	15	0.133	0.003
4	25	Thomas STRUDWICK	GBR	Triumph Daytona 660 - TS Racing	1:37.390	11	1:32.926	17	0.288	0.155
5	68	Ferre FLEERACKERS	BEL	Aprilia RS660 - B.art Racing Team	1:37.357	14	1:32.964	16	0.326	0.038
6	34	Aaron SILVESTER	GBR	Triumph Daytona 660 - MIH Solutions / Macadam Raci	1:36.352	8	1:33.365	14	0.727	0.401
7	76	Rhys STEPHENSON	GBR	Triumph Daytona 660 - Rocket Racing	1:38.769	12	1:33.525	13	0.887	0.160
8	59	Robert VAREY	GBR	Yamaha YZF-R7 - Stanford Fastline	1:37.145	7	1:33.709	9	1.071	0.184
9	28	Alfie DAVIDSON	GBR	Aprilia RS660 - IN Competition / SENCAT Aprilia	1:38.389	11	1:33.750	14	1.112	0.041
10	55	Harrison DESSOY	GBR	Yamaha YZF-R7 - Rev2Race Yamaha	1:36.513	9	1:33.754	8	1.116	0.004
11	51	Rossi BANHAM	GBR	Yamaha YZF-R7 - RB Racing	1:37.109	14	1:34.705	12	2.067	0.951
12	17	Zak SHELTON	GBR	Aprilia RS660 - XMT Racing	1:43.640	3	1:34.962	14	2.324	0.257
13	74	Finn SMART-WEEDEN	GBR	Aprilia RS660 - Definitive Racing	1:44.487	9	1:35.126	14	2.488	0.164
14	23	Joe ELLIS	GBR	Aprilia RS660 - JPR	1:44.025	12	1:35.152	16	2.514	0.026
15	67	Jacob STEPHENSON	GBR	Yamaha YZF-R7 - Rev2Race Yamaha		0	1:35.334	15	2.696	0.182
16	10	Kieran KENT	GBR	Kawasaki Ninja 650 - Symcirrus Motorsport	1:39.571	12	1:35.560	12	2.922	0.226
17	4	Jack SMITH	GBR	Aprilia RS660 - Woodland Racing	1:42.289	12	1:35.670	15	3.032	0.110
18	89	Taylor MORETON	GBR	Suzuki GSX8R - Powerslide Motorcycles by Sublime S	1:40.271	14	1:35.710	11	3.072	0.040
19	12	Harry COOK	GBR	Triumph Daytona 660 - Cook Racing	1:41.131	13	1:35.793	14	3.155	0.083
20	20	Jack MUIR	GBR	Aprilia RS660 - Jack Muir Racing	1:39.968	13	1:36.087	16	3.449	0.294
21	71	Maximus HARDY	GBR	Triumph Daytona 660 - Hardy Racing	1:39.980	13	1:36.781	13	4.143	0.694
22	69	Joshua PROUDFOOT	GBR	Yamaha YZF-R7 - Rev2Race Yamaha	1:42.379	6	1:37.064	14	4.426	0.283
23	85	Jayden MARTIN	AUS	Triumph Daytona 660 - MIH Solutions / Macadam Raci	1:41.613	13	1:37.077	10	4.439	0.013
24	24	Scott CARSON	GBR	Triumph Daytona 660 - Team Cryosol	1:41.724	12	1:37.400	13	4.762	0.323
25	60	Lennon DOCHERTY	GBR	Kawasaki Ninja 650 - Symcirrus Motorsport		0	1:37.724	3	5.086	0.324
26	6	Jack KNIGHTS	GBR	Aprilia RS660 - BlueMotion Racing	1:43.522	11	1:37.861	14	5.223	0.137
27	61	Cameron HARRIS	GBR	Aprilia RS660 - Harris Racing / PW Gates	1:44.668	13	1:38.002	13	5.364	0.141
28	11	Sean O'REILLY	GBR	Aprilia RS660 - Moto Muzzi Racing Aprilia	1:43.306	13	1:38.118	13	5.480	0.116
29	66	Katie HAND	GBR	Triumph Daytona 660 - MIH Solutions / Macadam Raci	1:43.848	12	1:38.703	15	6.065	0.585
30	44	Sam GREEN	GBR	Aprilia RS660 - Bruce Racing	1:41.057	9	1:39.603	2	6.965	0.900
31	26	Del DOWDS	GBR	Suzuki GSX8R - Powerslide Motorcycles by Sublime S	1:39.948	13		1	7.310	0.345

QUALIFYING LAPTIME (110.0% of 1:32.638) = 1:41.901

32	56	Charlie ATKINS	GBR	Kawasaki Ninja 650 - Symcirrus Motorsport		3		0		
----	----	----------------	-----	---	--	---	--	---	--	--

Weather / Track : Bright / Dry

These results are provisional until the conclusion of any judicial and technical matters.

Brands Hatch GP: 2.4332 miles

Race Director: Stuart Higgs

Stewards:

Timekeeper: Richard Evans

S. Higgs

R. EVANS



Digitally Approved at 14:06 Friday, 11 October 2024

Digitally Approved at 14:05 Friday, 11 October 2024

Results can be found at www.tsl-timing.com

Printed - 14:02 Friday, 11 October 2024





QUALIFYING - CLASSIFICATION

POS	NO	NAME	NAT	ENTRY	TIME	ON	LAPS	GAP	DIFF	MPH
1	13	Edoardo COLOMBI	ITA	Aprilia RS660 - Gradara Corse Asd	1:31.883	11	15			95.33
2	47	Richard COOPER	GBR	Triumph Daytona 660 - PHR Performance Triumph	1:32.249	13	14	0.366	0.366	94.95
3	8	Ash BARNES	GBR	Yamaha YZF-R7 - Raceways Yamaha	1:32.526	14	15	0.643	0.277	94.67
4	68	Ferre FLEERACKERS	BEL	Aprilia RS660 - B.art Racing Team	1:32.841	15	16	0.958	0.315	94.35
5	55	Harrison DESSOY	GBR	Yamaha YZF-R7 - Rev2Race Yamaha	1:32.982	13	13	1.099	0.141	94.21
6	25	Thomas STRUDWICK	GBR	Triumph Daytona 660 - TS Racing	1:33.030	12	12	1.147	0.048	94.16
7	76	Rhys STEPHENSON	GBR	Triumph Daytona 660 - Rocket Racing	1:33.372	13	13	1.489	0.342	93.81
8	34	Aaron SILVESTER	GBR	Triumph Daytona 660 - MIH Solutions / Macadam Raci	1:33.421	13	15	1.538	0.049	93.76
9	28	Alfie DAVIDSON	GBR	Aprilia RS660 - IN Competition / SENCAT Aprilia	1:33.800	13	13	1.917	0.379	93.38
10	17	Zak SHELTON	GBR	Aprilia RS660 - XMT Racing	1:34.336	12	12	2.453	0.536	92.85
11	51	Rossi BANHAM	GBR	Yamaha YZF-R7 - RB Racing	1:34.342	14	14	2.459	0.006	92.85
12	59	Robert VAREY	GBR	Yamaha YZF-R7 - Stanford Fastline	1:34.715	9	10	2.832	0.373	92.48
13	12	Harry COOK	GBR	Triumph Daytona 660 - Cook Racing	1:34.769	13	15	2.886	0.054	92.43
14	67	Jacob STEPHENSON	GBR	Yamaha YZF-R7 - Rev2Race Yamaha	1:34.802	13	15	2.919	0.033	92.40
15	23	Joe ELLIS	GBR	Aprilia RS660 - JPR	1:34.987	14	14	3.104	0.185	92.22
16	74	Finn SMART-WEEDEN	GBR	Aprilia RS660 - Definitive Racing	1:35.292	13	14	3.409	0.305	91.92
17	4	Jack SMITH	GBR	Aprilia RS660 - Woodland Racing	1:35.691	15	15	3.808	0.399	91.54
18	89	Taylor MORETON	GBR	Suzuki GSX8R - Powerslide Motorcycles by Sublime S	1:35.953	14	15	4.070	0.262	91.29
19	11	Sean O'REILLY	GBR	Aprilia RS660 - Moto Muzzi Racing Aprilia	1:36.043	14	14	4.160	0.090	91.20
20	85	Jayden MARTIN	AUS	Triumph Daytona 660 - MIH Solutions / Macadam Raci	1:36.071	8	13	4.188	0.028	91.18
21	71	Maximus HARDY	GBR	Triumph Daytona 660 - Hardy Racing	1:36.085	13	15	4.202	0.014	91.16
22	24	Scott CARSON	GBR	Triumph Daytona 660 - Team Cryosol	1:36.248	8	14	4.365	0.163	91.01
23	20	Jack MUIR	GBR	Aprilia RS660 - Jack Muir Racing	1:36.280	14	14	4.397	0.032	90.98
24	6	Jack KNIGHTS	GBR	Aprilia RS660 - BlueMotion Racing	1:36.803	12	13	4.920	0.523	90.49
25	61	Cameron HARRIS	GBR	Aprilia RS660 - Harris Racing / PW Gates	1:36.805	13	15	4.922	0.002	90.48
26	69	Joshua PROUDFOOT	GBR	Yamaha YZF-R7 - Rev2Race Yamaha	1:36.820	13	14	4.937	0.015	90.47
27	26	Del DOWDS	GBR	Suzuki GSX8R - Powerslide Motorcycles by Sublime S	1:36.909	9	13	5.026	0.089	90.39
28	56	Charlie ATKINS	GBR	Kawasaki Ninja 650 - Symcirrus Motorsport	1:37.062	2	4	5.179	0.153	90.24
29	10	Kieran KENT	GBR	Kawasaki Ninja 650 - Symcirrus Motorsport	1:37.563	2	4	5.680	0.501	89.78
30	66	Katie HAND	GBR	Triumph Daytona 660 - MIH Solutions / Macadam Raci	1:38.075	14	14	6.192	0.512	89.31
31	44	Sam GREEN	GBR	Aprilia RS660 - Bruce Racing	1:39.441	4	7	7.558	1.366	88.09

QUALIFYING LAPTIME (110.0% of 1:31.883) = 1:41.071

Weather / Track : Cloudy / Dry

These results are provisional until the conclusion of any judicial and technical matters.

Date: 12/10/2024 Start: 09:00 Finish: 09:25

Brands Hatch GP: 2.4332 miles

Race Director: Stuart Higgs <i>S. Higgs</i> <small>Digitally Approved at 09:34 Saturday, 12 October 2024</small>	Stewards:	Timekeeper: Richard Evans <i>R. EVANS</i> <small>Digitally Approved at 09:33 Saturday, 12 October 2024</small>	
--	-----------	--	--

Results can be found at www.tsl-timing.com

Printed - 09:27 Saturday, 12 October 2024



MCRCB BULLETIN TK094

2024 Bennetts British Superbike Championship - Round 11

2024 Pirelli National Sportbike with Moneybarn Vehicle Finance

QUALIFYING - SECTOR ANALYSIS



SECTOR 1 = FL to I1, SECTOR 2 = I1 to I2, SECTOR 3 = I2 to I3, SECTOR 4 = I3 to FL, DIFF = Difference To Personal Best Lap, P = Crossed Finish Line in Pit Lane, D = Time Disallowed

P1 13		Edoardo COLOMBI				Aprilia RS660 - Gradara Corse Asd							
IDEAL LAP TIME : 1:31.732		BEST LAP TIME : 1:31.883				DIFFERENCE : 0.151							
LAP	SECTOR 1	SECTOR 2	SECTOR 3	SECTOR 4	LAP TIME	MPH	DIFF	TIME OF DAY					
1 -	OUTLAP	108.4	17.792	134.4	26.968	81.0	23.382	129.3	1:40.031	87.57	8.148	09:02:47.255	
2 -	36.592	112.2	17.022	139.2	26.013	86.5	IN PIT		2:24.335	P	60.69	52.452	09:05:11.590
3 -	OUTLAP	111.4	17.139	135.2	25.689	89.1	22.678	130.0	1:35.905	91.33	4.022	09:06:47.495	
4 -	29.480	113.3	16.944	136.3	25.163	90.0	22.356	130.5	1:33.943	93.24	2.060	09:08:21.438	
5 -	29.438	114.1	16.841	136.1	24.960	89.7	22.294	129.5	1:33.533	93.65	1.650	09:09:54.971	
6 -	29.093	115.3	16.679	137.2	24.888	92.6	22.260	130.5	1:32.920	94.27	1.037	09:11:27.891	
7 -	28.933	114.7	16.658	136.9	24.916	93.0	22.190	130.5	1:32.697	94.49	0.814	09:13:00.588	
8 -	28.986	115.3	16.843	136.6	24.788	93.4	22.167	130.8	1:32.784	94.41	0.901	09:14:33.372	
9 -	34.235	111.1	16.952	137.7	25.872	84.8	23.404	130.8	1:40.463	87.19	8.580	09:16:13.835	
10 -	28.911	114.7	16.590	138.3	24.847	92.4	22.037	131.5	1:32.385	(3)	94.81	0.502	09:17:46.220
11 -	28.896	115.9	16.385	142.4	24.662	95.4	21.940	131.3	1:31.883	(1)	95.33		09:19:18.103
12 -	37.045	61.8	17.813	137.7	25.143	97.5	22.391	131.5	1:42.392	85.55	10.509	09:21:00.495	
13 -	28.788	114.5	16.641	135.8	24.862	91.6	25.326	127.8	1:35.617	91.61	3.734	09:22:36.112	
14 -	29.831	82.0	16.962	137.5	24.655	93.2	22.138	131.8	1:33.586	93.60	1.703	09:24:09.698	
15 -	28.947	115.1	16.613	136.9	24.619	95.4	22.180	129.3	1:32.359	(2)	94.84	0.476	09:25:42.057

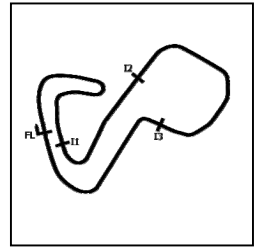
P2 47		Richard COOPER				Triumph Daytona 660 - PHR Performance Triumph							
IDEAL LAP TIME : 1:32.060		BEST LAP TIME : 1:32.249				DIFFERENCE : 0.189							
LAP	SECTOR 1	SECTOR 2	SECTOR 3	SECTOR 4	LAP TIME	MPH	DIFF	TIME OF DAY					
1 -	OUTLAP	107.0	17.079	134.7	27.094	78.9	23.144	132.1	1:37.476	89.86	5.227	09:02:47.549	
2 -	36.982	103.7	16.891	139.8	26.102	83.4	22.846	129.5	1:42.821	85.19	10.572	09:04:30.370	
3 -	30.111	111.2	16.802	130.5	26.182	85.3	22.538	130.8	1:35.633	91.59	3.384	09:06:06.003	
4 -	29.445	110.1	16.787	138.3	25.131	89.9	22.229	131.8	1:33.592	93.59	1.343	09:07:39.595	
5 -	30.771	97.2	17.328	138.9	28.813	84.7	22.401	131.0	1:39.313	88.20	7.064	09:09:18.908	
6 -	29.343	112.7	16.528	138.6	24.972	92.5	22.095	132.3	1:32.938	(3)	94.25	0.689	09:10:51.846
7 -	29.235	111.8	16.740	138.0	24.965	92.6	22.072	131.5	1:33.012	94.17	0.763	09:12:24.858	
8 -	32.119	102.7	17.761	135.0	26.240	84.9	24.137	130.3	1:40.257	87.37	8.008	09:14:05.115	
9 -	29.037	112.4	16.580	138.6	24.867	91.8	21.922	130.8	1:32.406	(2)	94.79	0.157	09:15:37.521
10 -	29.986	107.2	17.000	136.9	25.595	88.8	IN PIT		3:08.906	P	46.37	1:36.657	09:18:46.427
11 -	OUTLAP	89.0	19.399	98.2	28.458	87.4	22.359	132.6	1:44.948	83.46	12.699	09:20:31.375	
12 -	29.493	113.1	16.696	140.6	25.370	89.4	22.179	131.5	1:33.738	93.45	1.489	09:22:05.113	
13 -	28.959	113.5	16.717	139.5	24.704	92.0	21.869	133.6	1:32.249	(1)	94.95		09:23:37.362
14 -	29.334	111.6	16.795	140.6	24.937	92.9	21.984	132.6	1:33.050	94.14	0.801	09:25:10.412	

P3 8		Ash BARNES				Yamaha YZF-R7 - Raceways Yamaha							
IDEAL LAP TIME : 1:32.351		BEST LAP TIME : 1:32.526				DIFFERENCE : 0.175							
LAP	SECTOR 1	SECTOR 2	SECTOR 3	SECTOR 4	LAP TIME	MPH	DIFF	TIME OF DAY					
1 -	OUTLAP	106.6	17.049	135.5	26.660	80.8	23.004	128.3	1:37.553	89.79	5.027	09:02:48.509	
2 -	36.216	91.0	16.955	138.3	26.023	81.9	22.809	131.8	1:42.003	85.87	9.477	09:04:30.512	
3 -	30.088	106.6	16.808	137.2	26.292	85.1	22.611	129.3	1:35.799	91.43	3.273	09:06:06.311	
4 -	29.800	105.5	17.073	135.5	24.963	90.6	22.262	129.3	1:34.098	93.09	1.572	09:07:40.409	
5 -	29.663	108.7	16.810	136.1	29.011	80.2	22.840	126.3	1:38.324	89.09	5.798	09:09:18.733	
6 -	29.337	110.1	16.734	135.2	25.079	89.8	22.142	132.1	1:33.292	93.89	0.766	09:10:52.025	
7 -	29.522	110.5	16.688	136.9	24.702	88.3	22.086	131.8	1:32.998	94.19	0.472	09:12:25.023	
8 -	32.468	102.9	17.545	135.5	26.465	84.8	22.791	126.6	1:39.269	88.24	6.743	09:14:04.292	
9 -	29.349	110.3	16.607	134.7	24.691	93.5	22.073	127.5	1:32.720	(3)	94.47	0.194	09:15:37.012
10 -	30.729	107.8	17.015	134.7	25.762	86.1	IN PIT		2:02.589	P	71.45	30.063	09:17:39.601
11 -	OUTLAP	102.6	19.997	107.8	27.386	81.7	23.430	130.3	1:44.343	83.95	11.817	09:19:23.944	
12 -	29.097	110.5	16.715	134.7	24.698	93.5	22.064	127.8	1:32.574	(2)	94.62	0.048	09:20:56.518
13 -	33.429	110.7	16.619	136.1	24.938	90.0	24.926	127.5	1:39.912	87.67	7.386	09:22:36.430	
14 -	29.041	110.1	16.658	135.0	24.639	95.0	22.188	126.3	1:32.526	(1)	94.67		09:24:08.956
15 -	31.583	107.8	16.892	134.7	25.374	89.2	22.511	126.3	1:36.360	90.90	3.834	09:25:45.316	

2024 Bennetts British Superbike Championship - Round 11

2024 Pirelli National Sportbike with Moneybarn Vehicle Finance

QUALIFYING - SECTOR ANALYSIS



SECTOR 1 = FL to I1, SECTOR 2 = I1 to I2 SECTOR 3 = I2 to I3, SECTOR 4 = I3 to FL, DIFF = Difference To Personal Best Lap, P = Crossed Finish Line in Pit Lane, D = Time Disallowed

P4 68		Ferre FLEERACKERS				Aprilia RS660 - B.art Racing Team						
IDEAL LAP TIME : 1:32.668		BEST LAP TIME : 1:32.841				DIFFERENCE : 0.173						
LAP	SECTOR 1	SECTOR 2		SECTOR 3		SECTOR 4		LAP TIME	MPH	DIFF	TIME OF DAY	
1 -	OUTLAP	108.2	17.051	135.0	27.141	77.1	23.130	133.6	1:38.785	88.67	5.944	09:02:47.810
2 -	36.376	107.7	17.012	138.0	26.121	83.7	22.916	132.3	1:42.425	85.52	9.584	09:04:30.235
3 -	29.871	112.2	16.872	136.3	25.648	87.4	22.385	131.5	1:34.776	92.42	1.935	09:06:05.011
4 -	29.572	112.4	16.721	136.3	25.481	86.5	22.488	130.5	1:34.262	92.93	1.421	09:07:39.273
5 -	29.409	114.3	16.852	136.9	25.264	90.5	22.549	129.0	1:34.074	93.11	1.233	09:09:13.347
6 -	29.296	113.1	16.677	136.9	25.211	90.4	22.329	131.8	1:33.513	93.67	0.672	09:10:46.860
7 -	29.636	112.0	16.713	139.5	25.458	90.9	22.301	131.3	1:34.108	93.08	1.267	09:12:20.968
8 -	29.629	106.1	17.230	138.0	25.265	92.6	22.609	129.5	1:34.733	92.46	1.892	09:13:55.701
9 -	29.250	113.9	16.657	136.1	25.135	95.1	22.601	129.8	1:33.643	93.54	0.802	09:15:29.344
10 -	29.100	114.5	16.772	136.3	25.094	91.9	22.459	128.5	1:33.425	93.76	0.584	09:17:02.769
11 -	29.496	111.4	16.792	135.2	25.406	93.4	22.427	129.5	1:34.121	93.07	1.280	09:18:36.890
12 -	29.124	113.3	16.474	139.2	25.079	93.8	22.324	130.5	1:33.001	94.19	0.160	09:20:09.891
13 -	29.327	113.9	16.890	135.8	25.305	93.0	22.348	130.3	1:33.870	93.31	1.029	09:21:43.761
14 -	29.000	114.1	16.622	137.2	25.040	92.1	22.321	129.3	1:32.983 (3)	94.20	0.142	09:23:16.744
15 -	29.032	114.7	16.600	135.8	24.944	92.9	22.265	129.5	1:32.841 (1)	94.35		09:24:49.585
16 -	29.050	113.3	16.607	135.5	24.929	96.2	22.344	128.5	1:32.930 (2)	94.26	0.089	09:26:22.515

P5 55		Harrison DESOY				Yamaha YZF-R7 - Rev2Race Yamaha						
IDEAL LAP TIME : 1:32.982		BEST LAP TIME : 1:32.982				DIFFERENCE : 0.000						
LAP	SECTOR 1	SECTOR 2		SECTOR 3		SECTOR 4		LAP TIME	MPH	DIFF	TIME OF DAY	
1 -	OUTLAP	102.7	17.681	133.9	26.356	88.6	23.148	127.5	1:38.547	88.88	5.565	09:01:47.535
2 -	30.449	108.4	17.318	135.0	25.402	88.4	22.924	126.1	1:36.093	91.16	3.111	09:03:23.628
3 -	30.146	108.2	17.194	133.9	25.214	87.9	22.733	127.3	1:35.287	91.93	2.305	09:04:58.915
4 -	29.885	109.8	17.232	134.2	25.118	89.5	22.677	128.3	1:34.912	92.29	1.930	09:06:33.827
5 -	29.575	111.1	17.085	134.7	24.979	88.7	22.511	127.5	1:34.150	93.04	1.168	09:08:07.977
6 -	29.533	110.3	16.985	135.8	25.153	92.9	IN PIT		4:46.233 P	30.60	3:13.251	09:12:54.210
7 -	OUTLAP	102.4	17.572	131.8	27.318	73.9	22.492	129.8	1:39.542	88.00	6.560	09:14:33.752
8 -	29.661	109.1	17.030	135.0	26.492	85.7	IN PIT		2:35.170 P	56.45	1:02.188	09:17:08.922
9 -	OUTLAP	92.0	18.944	120.9	30.103	82.5	23.144	130.3	1:46.918	81.93	13.936	09:18:55.840
10 -	30.019	103.7	17.069	138.0	26.415	92.4	22.645	130.0	1:36.148	91.10	3.166	09:20:31.988
11 -	29.499	110.0	16.905	136.9	25.018	90.3	22.195	130.5	1:33.617 (3)	93.57	0.635	09:22:05.605
12 -	29.331	111.4	16.924	136.6	24.849	93.7	22.215	129.3	1:33.319 (2)	93.86	0.337	09:23:38.924
13 -	29.253	110.7	16.754	136.3	24.783	91.3	22.192	129.8	1:32.982 (1)	94.21		09:25:11.906

P6 25		Thomas STRUDWICK				Triumph Daytona 660 - TS Racing						
IDEAL LAP TIME : 1:32.907		BEST LAP TIME : 1:33.030				DIFFERENCE : 0.123						
LAP	SECTOR 1	SECTOR 2		SECTOR 3		SECTOR 4		LAP TIME	MPH	DIFF	TIME OF DAY	
1 -	OUTLAP	96.6	18.050	133.9	26.326	84.2	23.219	128.5	1:45.291	83.19	12.261	09:04:52.142
2 -	30.867	107.0	17.255	136.1	25.889	83.0	22.746	129.5	1:36.757	90.53	3.727	09:06:28.899
3 -	30.288	110.0	17.105	136.1	25.490	88.7	22.510	129.8	1:35.393	91.82	2.363	09:08:04.292
4 -	29.942	109.1	16.978	138.0	25.563	90.6	22.421	130.0	1:34.904	92.30	1.874	09:09:39.196
5 -	29.721	110.0	16.978	136.9	25.246	92.5	22.360	130.0	1:34.305	92.88	1.275	09:11:13.501
6 -	29.612	109.6	16.953	136.9	25.206	90.6	22.303	130.8	1:34.074	93.11	1.044	09:12:47.575
7 -	30.972	107.0	17.247	136.9	25.606	88.0	IN PIT		4:24.172 P	33.15	2:51.142	09:17:11.747
8 -	OUTLAP	94.7	19.113	123.1	29.759	87.7	22.751	131.0	1:43.667	84.49	10.637	09:18:55.414
9 -	30.153	110.1	16.956	138.9	25.711	87.8	22.295	133.1	1:35.115	92.09	2.085	09:20:30.529
10 -	29.466	110.7	16.878	136.3	24.982	91.8	22.247	130.8	1:33.573 (3)	93.61	0.543	09:22:04.102
11 -	29.373	110.7	16.849	137.2	24.793	92.5	22.128	131.0	1:33.143 (2)	94.04	0.113	09:23:37.245
12 -	29.181	111.8	16.828	138.0	24.770	92.8	22.251	131.5	1:33.030 (1)	94.16		09:25:10.275

QUALIFYING - SECTOR ANALYSIS



SECTOR 1 = FL to I1, SECTOR 2 = I1 to I2 SECTOR 3 = I2 to I3, SECTOR 4 = I3 to FL, DIFF = Difference To Personal Best Lap, P = Crossed Finish Line in Pit Lane, D = Time Disallowed

P7 76		Rhys STEPHENSON						Triumph Daytona 660 - Rocket Racing				
IDEAL LAP TIME : 1:33.298		BEST LAP TIME : 1:33.372						DIFFERENCE : 0.074				
LAP	SECTOR 1	SECTOR 2		SECTOR 3		SECTOR 4		LAP TIME	MPH	DIFF	TIME OF DAY	
1 -	OUTLAP	106.3	17.510	134.4	26.397	80.8	23.108	127.8	1:39.364	88.15	5.992	09:03:40.881
2 -	30.674	110.0	17.131	135.2	25.500	84.6	22.817	128.3	1:36.122	91.13	2.750	09:05:17.003
3 -	30.246	112.4	17.066	136.3	25.418	87.0	22.741	128.3	1:35.471	91.75	2.099	09:06:52.474
4 -	30.260	112.4	16.871	135.5	25.367	88.0	22.784	129.3	1:35.282	91.93	1.910	09:08:27.756
5 -	29.970	112.5	16.941	136.1	25.259	86.3	22.672	129.5	1:34.842	92.36	1.470	09:10:02.598
6 -	30.942	104.0	17.385	134.7	26.188	82.0	IN PIT		4:34.059	P 31.96	3:00.687	09:14:36.657
7 -	OUTLAP	111.4	17.000	136.3	25.213	86.9	22.404	129.3	1:34.599	92.59	1.227	09:16:11.256
8 -	29.644	113.1	16.778	136.9	24.965	88.1	22.374	129.8	1:33.761	(3) 93.42	0.389	09:17:45.017
9 -	29.656	113.5	16.782	136.6	25.148	89.0	22.206	129.5	1:33.792	93.39	0.420	09:19:18.809
10 -	29.658	113.5	16.995	136.6	24.884	91.3	22.357	129.3	1:33.894	93.29	0.522	09:20:52.703
11 -	29.456	113.7	16.804	137.5	24.886	89.4	22.306	131.3	1:33.452	(2) 93.73	0.080	09:22:26.155
12 -	29.681	113.3	16.819	136.1	25.149	85.9	22.301	129.3	1:33.950	93.23	0.578	09:24:00.105
13 -	29.441	114.9	16.804	135.5	24.932	89.3	22.195	129.3	1:33.372	(1) 93.81		09:25:33.477

P8 34		Aaron SILVESTER						Triumph Daytona 660 - MIH Solutions / Macadam Racing Trium				
IDEAL LAP TIME : 1:33.137		BEST LAP TIME : 1:33.421						DIFFERENCE : 0.284				
LAP	SECTOR 1	SECTOR 2		SECTOR 3		SECTOR 4		LAP TIME	MPH	DIFF	TIME OF DAY	
1 -	OUTLAP	98.6	17.592	129.8	27.147	78.3	23.235	130.3	1:38.791	88.67	5.370	09:02:47.454
2 -	30.414	107.3	17.158	134.2	25.326	85.9	22.583	127.8	1:35.481	91.74	2.060	09:04:22.935
3 -	29.502	105.0	17.442	134.4	25.732	86.1	22.478	127.5	1:35.154	92.05	1.733	09:05:58.089
4 -	29.649	108.9	16.887	136.1	25.275	80.1	22.665	127.8	1:34.476	92.72	1.055	09:07:32.565
5 -	29.813	108.9	16.872	136.6	25.551	88.6	22.348	128.3	1:34.584	92.61	1.163	09:09:07.149
6 -	29.601	108.7	17.013	133.9	25.004	91.0	22.481	126.8	1:34.099	93.09	0.678	09:10:41.248
7 -	29.450	109.1	16.851	134.2	25.104	90.9	22.295	128.3	1:33.700	93.48	0.279	09:12:14.948
8 -	29.487	109.4	16.829	134.2	24.917	91.8	IN PIT		2:58.932	P 48.95	1:25.511	09:15:13.880
9 -	OUTLAP	104.0	17.128	132.6	25.403	90.5	22.363	126.6	1:35.964	91.28	2.543	09:16:49.844
10 -	29.559	108.4	16.874	133.9	25.063	91.1	22.340	126.8	1:33.836	93.35	0.415	09:18:23.680
11 -	29.448	109.2	16.870	133.6	24.958	90.8	22.266	126.8	1:33.542	(3) 93.64	0.121	09:19:57.222
12 -	29.393	109.1	17.060	133.4	24.959	91.8	22.311	127.3	1:33.723	93.46	0.302	09:21:30.945
13 -	29.356	110.5	16.888	134.4	24.834	93.7	22.343	128.0	1:33.421	(1) 93.76		09:23:04.366
14 -	29.646	109.2	16.813	135.0	24.849	95.0	22.134	129.5	1:33.442	(2) 93.74	0.021	09:24:37.808
15 -	29.701	108.2	17.085	135.2	25.308	91.1	22.620	125.6	1:34.714	92.48	1.293	09:26:12.522

P9 28		Alfie DAVIDSON						Aprilia RS660 - IN Competition / SENCAT Aprilia				
IDEAL LAP TIME : 1:33.738		BEST LAP TIME : 1:33.800						DIFFERENCE : 0.062				
LAP	SECTOR 1	SECTOR 2		SECTOR 3		SECTOR 4		LAP TIME	MPH	DIFF	TIME OF DAY	
1 -	OUTLAP	104.3	17.689	129.8	27.106	77.0	23.244	129.8	1:39.614	87.93	5.814	09:02:47.326
2 -	30.864	109.2	17.151	137.7	25.805	80.4	22.670	130.5	1:36.490	90.78	2.690	09:04:23.816
3 -	30.167	111.2	17.055	137.2	25.492	85.9	22.616	130.8	1:35.330	91.88	1.530	09:05:59.146
4 -	29.993	110.3	17.129	137.2	25.496	82.0	22.742	131.0	1:35.360	91.86	1.560	09:07:34.506
5 -	29.888	110.5	17.043	138.0	25.298	82.7	22.546	133.1	1:34.775	92.42	0.975	09:09:09.281
6 -	33.466	83.2	17.231	137.7	25.386	84.4	IN PIT		4:40.270	P 31.25	3:06.470	09:13:49.551
7 -	OUTLAP	108.2	17.503	134.4	26.277	83.4	24.485	129.3	1:40.552	87.11	6.752	09:15:30.103
8 -	29.913	109.4	17.072	136.9	25.448	86.3	IN PIT		1:55.393	P 75.91	21.593	09:17:25.496
9 -	OUTLAP	110.1	17.090	136.3	25.479	85.5	22.837	129.3	1:36.325	90.94	2.525	09:19:01.821
10 -	30.045	110.9	17.031	136.9	25.348	89.0	22.678	130.3	1:35.102	92.10	1.302	09:20:36.923
11 -	29.762	112.0	16.982	136.6	25.180	87.3	22.321	131.5	1:34.245	(2) 92.94	0.445	09:22:11.168
12 -	29.681	112.4	16.868	140.1	25.420	88.0	22.434	130.8	1:34.403	(3) 92.79	0.603	09:23:45.571
13 -	29.571	112.4	16.930	137.7	24.997	87.6	22.302	131.3	1:33.800	(1) 93.38		09:25:19.371

QUALIFYING - SECTOR ANALYSIS



SECTOR 1 = FL to I1, SECTOR 2 = I1 to I2 SECTOR 3 = I2 to I3, SECTOR 4 = I3 to FL, DIFF = Difference To Personal Best Lap, P = Crossed Finish Line in Pit Lane, D = Time Disallowed

P10 17		Zak SHELTON				Aprilia RS660 - XMT Racing						
IDEAL LAP TIME : 1:34.311		BEST LAP TIME : 1:34.336				DIFFERENCE : 0.025						
LAP	SECTOR 1	SECTOR 2	SECTOR 3	SECTOR 4	LAP TIME	MPH	DIFF	TIME OF DAY				
1 -	OUTLAP	103.4	18.096	133.4	26.916	80.3	23.963	126.3	1:42.897	85.13	8.561	09:02:59.337
2 -	31.173	108.5	17.781	133.1	25.967	85.0	22.997	128.5	1:37.918	89.46	3.582	09:04:37.255
3 -	30.887	108.0	17.790	132.6	25.982	87.3	22.912	126.8	1:37.571	89.77	3.235	09:06:14.826
4 -	30.415	109.8	17.481	133.1	25.621	86.0	22.913	126.1	1:36.430	90.84	2.094	09:07:51.256
5 -	30.762	108.7	17.640	133.1	25.494	86.2	22.960	125.9	1:36.856	90.44	2.520	09:09:28.112
6 -	30.222	109.2	17.338	134.4	25.432	87.6	22.638	130.5	1:35.630	91.60	1.294	09:11:03.742
7 -	30.055	109.8	17.363	134.4	25.356	89.1	22.658	127.8	1:35.432	(3) 91.79	1.096	09:12:39.174
8 -	31.191	88.4						IN PIT	6:09.600	P 23.70	4:35.264	09:18:48.774
9 -	OUTLAP	89.9	19.401	101.2	29.228	85.1	23.098	128.5	1:44.494	83.83	10.158	09:20:33.268
10 -	29.971	109.6	17.283	137.7	25.666	90.3	22.756	128.0	1:35.676	91.55	1.340	09:22:08.944
11 -	29.665	109.8	17.283	135.5	25.175	90.0	22.427	129.0	1:34.550	(2) 92.64	0.214	09:23:43.494
12 -	29.682	109.1	17.196	136.1	25.023	87.9	22.435	127.5	1:34.336	(1) 92.85		09:25:17.830

P11 51		Rossi BANHAM				Yamaha YZF-R7 - RB Racing						
IDEAL LAP TIME : 1:34.142		BEST LAP TIME : 1:34.342				DIFFERENCE : 0.200						
LAP	SECTOR 1	SECTOR 2	SECTOR 3	SECTOR 4	LAP TIME	MPH	DIFF	TIME OF DAY				
1 -	OUTLAP	107.7	17.336	136.9	26.112	85.1	23.091	128.3	1:38.334	89.08	3.992	09:03:09.632
2 -	30.938	107.7	17.226	136.3	25.608	84.3	23.029	128.8	1:36.801	90.49	2.459	09:04:46.433
3 -	30.316	106.1	17.195	136.3	25.766	85.5	22.935	129.0	1:36.212	91.04	1.870	09:06:22.645
4 -	30.283	108.7	17.461	135.8	25.483	88.7	22.844	127.3	1:36.071	91.18	1.729	09:07:58.716
5 -	30.473	108.5	17.074	136.6	25.366	90.9	22.572	129.3	1:35.485	91.74	1.143	09:09:34.201
6 -	30.027	108.9	16.962	136.9	25.350	88.0	22.395	130.8	1:34.734	(3) 92.46	0.392	09:11:08.935
7 -	30.055	106.5	17.235	136.1	25.401	90.0	22.582	129.0	1:35.273	91.94	0.931	09:12:44.208
8 -	29.870	109.2	16.948	136.6	25.227	92.6	22.653	128.5	1:34.698	(2) 92.50	0.356	09:14:18.906
9 -	30.243	109.1	17.002	136.1	25.323	93.9	22.484	129.3	1:35.052	92.15	0.710	09:15:53.958
10 -	29.758	108.0	16.897	136.3	25.541	89.2		IN PIT	3:32.738	P 41.17	1:58.396	09:19:26.696
11 -	OUTLAP	107.0	17.156	135.8	25.836	90.5	22.787	128.8	1:41.900	85.96	7.558	09:21:08.596
12 -	30.074	111.2	16.952	136.6	26.113	87.4		IN PIT	1:53.290	P 77.32	18.948	09:23:01.886
13 -	OUTLAP	108.7	16.888	137.7	25.468	91.8	22.522	129.5	1:37.564	89.78	3.222	09:24:39.450
14 -	29.788	111.1	16.854	137.7	25.397	86.5	22.303	128.8	1:34.342	(1) 92.85		09:26:13.792

P12 59		Robert VAREY				Yamaha YZF-R7 - Stanford Fastline						
IDEAL LAP TIME : 1:34.420		BEST LAP TIME : 1:34.715				DIFFERENCE : 0.295						
LAP	SECTOR 1	SECTOR 2	SECTOR 3	SECTOR 4	LAP TIME	MPH	DIFF	TIME OF DAY				
1 -	OUTLAP	97.5	17.993	123.5	27.589	82.7	23.251	126.6	1:41.383	86.40	6.668	09:02:17.661
2 -	30.247	108.4	17.316	133.9	25.644	87.7	22.904	127.5	1:36.111	91.14	1.396	09:03:53.772
3 -	30.298	107.8	17.321	133.1	25.659	87.7	23.047	126.8	1:36.325	90.94	1.610	09:05:30.097
4 -	30.205	109.6	17.192	133.9	25.790	89.1	22.716	127.5	1:35.903	91.34	1.188	09:07:06.000
5 -	29.599	109.1	17.209	133.9	25.565	90.6	22.574	127.3	1:34.947	92.26	0.232	09:08:40.947
6 -	29.749	109.4	17.187	133.6	25.871	89.1	22.811	127.8	1:35.618	91.61	0.903	09:10:16.565
7 -	29.685	110.1	17.166	133.9	25.376	92.1	22.591	127.5	1:34.818	(3) 92.38	0.103	09:11:51.383
8 -	29.471	110.1	17.292	132.6	25.295	92.9	22.689	126.8	1:34.747	(2) 92.45	0.032	09:13:26.130
9 -	29.512	109.4	17.153	133.6	25.381	93.8	22.669	127.3	1:34.715	(1) 92.48		09:15:00.845
10 -	29.636	108.7	17.134	133.6	25.241	91.9	22.818	124.2	1:34.829	92.37	0.114	09:16:35.674

QUALIFYING - SECTOR ANALYSIS



SECTOR 1 = FL to I1, SECTOR 2 = I1 to I2, SECTOR 3 = I2 to I3, SECTOR 4 = I3 to FL, DIFF = Difference To Personal Best Lap, P = Crossed Finish Line in Pit Lane, D = Time Disallowed

P13 12		Harry COOK				Triumph Daytona 660 - Cook Racing						
IDEAL LAP TIME : 1:34.694		BEST LAP TIME : 1:34.769				DIFFERENCE : 0.075						
LAP	SECTOR 1	SECTOR 2		SECTOR 3		SECTOR 4		LAP TIME	MPH	DIFF	TIME OF DAY	
1 -	OUTLAP	95.7	17.865	129.0	27.400	78.4	23.485	130.8	1:41.349	86.43	6.580	09:02:50.731
2 -	30.888	103.5	17.503	132.8	26.121	85.3	22.865	130.3	1:37.377	89.95	2.608	09:04:28.108
3 -	31.209	100.3	17.752	122.9	26.650	81.0	23.127	130.0	1:38.738	88.71	3.969	09:06:06.846
4 -	30.612	103.0	17.355	135.8	25.727	88.3	23.014	127.5	1:36.708	90.58	1.939	09:07:43.554
5 -	30.466	106.3	17.369	134.4	26.093	87.2	22.635	129.5	1:36.563	90.71	1.794	09:09:20.117
6 -	30.111	105.5	17.133	135.5	25.752	88.8	22.769	129.5	1:35.765	91.47	0.996	09:10:55.882
7 -	30.240	104.5	17.079	137.5	25.653	86.4	22.784	129.3	1:35.756	91.48	0.987	09:12:31.638
8 -	30.122	106.0	17.191	137.2	25.816	77.5	22.942	130.3	1:36.071	91.18	1.302	09:14:07.709
9 -	30.136	101.8	17.104	138.6	25.753	91.3	22.797	127.5	1:35.790	91.44	1.021	09:15:43.499
10 -	29.873	105.3	17.049	136.6	25.480	89.5	22.618	129.5	1:35.020 (2)	92.18	0.251	09:17:18.519
11 -	30.042	105.6	17.014	136.9	25.810	85.1	22.997	127.3	1:35.863	91.37	1.094	09:18:54.382
12 -	30.118	106.0	16.992	132.1	26.101	91.4	22.762	128.8	1:35.973	91.27	1.204	09:20:30.355
13 -	29.922	109.2	17.018	137.7	25.371	90.5	22.458	129.8	1:34.769 (1)	92.43		09:22:05.124
14 -	31.575	101.9	17.311	136.9	25.826	89.5	22.788	129.0	1:37.500	89.84	2.731	09:23:42.624
15 -	30.022	108.0	17.078	135.8	25.497	91.4	22.529	130.0	1:35.126 (3)	92.08	0.357	09:25:17.750

P14 67		Jacob STEPHENSON				Yamaha YZF-R7 - Rev2Race Yamaha						
IDEAL LAP TIME : 1:34.754		BEST LAP TIME : 1:34.802				DIFFERENCE : 0.048						
LAP	SECTOR 1	SECTOR 2		SECTOR 3		SECTOR 4		LAP TIME	MPH	DIFF	TIME OF DAY	
1 -	OUTLAP	108.2	17.631	129.5	26.967	76.6	23.400	126.3	1:40.300	87.33	5.498	09:02:41.608
2 -	30.522	110.1	17.187	133.6	26.064	84.6	22.918	126.6	1:36.691	90.59	1.889	09:04:18.299
3 -	30.132	109.4	17.153	128.3	26.568	80.4	23.236	127.5	1:37.089	90.22	2.287	09:05:55.388
4 -	30.774	104.3	17.585	126.3	26.006	79.7	22.821	126.1	1:37.186	90.13	2.384	09:07:32.574
5 -	30.667	108.4	17.075	135.0	25.544	89.0	22.539	129.3	1:35.825	91.41	1.023	09:09:08.399
6 -	30.346	110.0	17.207	134.4	25.444	86.3	22.654	126.8	1:35.651	91.58	0.849	09:10:44.050
7 -	30.351	106.5	17.114	127.5	26.153	82.7	22.706	129.0	1:36.324	90.94	1.522	09:12:20.374
8 -	30.408	104.2	17.278	130.5	26.123	83.4	IN PIT		2:04.253 P	70.50	29.451	09:14:24.627
9 -	OUTLAP	101.8	17.584	131.8	26.403	86.7	23.296	125.6	1:40.903	86.81	6.101	09:16:05.530
10 -	30.058	109.4	17.188	132.6	25.638	89.2	22.766	124.0	1:35.650	91.58	0.848	09:17:41.180
11 -	30.046	110.1	17.018	133.1	25.491	91.4	22.602	124.9	1:35.157 (3)	92.05	0.355	09:19:16.337
12 -	29.961	110.0	17.000	132.6	25.485	90.6	22.641	125.6	1:35.087 (2)	92.12	0.285	09:20:51.424
13 -	29.895	109.8	16.906	133.9	25.414	91.8	22.587	125.6	1:34.802 (1)	92.40		09:22:26.226
14 -	30.023	110.5	17.027	131.0	26.393	84.9	22.917	125.4	1:36.360	90.90	1.558	09:24:02.586
15 -	30.098	110.5	17.036	133.9	25.509	90.1	22.603	125.9	1:35.246	91.97	0.444	09:25:37.832

P15 23		Joe ELLIS				Aprilia RS660 - JPR						
IDEAL LAP TIME : 1:34.922		BEST LAP TIME : 1:34.987				DIFFERENCE : 0.065						
LAP	SECTOR 1	SECTOR 2		SECTOR 3		SECTOR 4		LAP TIME	MPH	DIFF	TIME OF DAY	
1 -	OUTLAP	100.6	18.017	131.3	27.931	78.5	23.801	125.4	1:44.524	83.80	9.537	09:02:23.289
2 -	31.783	103.5	17.591	132.6	26.550	84.2	23.408	124.9	1:39.332	88.18	4.345	09:04:02.621
3 -	31.113	106.1	17.495	131.8	26.437	87.1	23.245	125.2	1:38.290	89.12	3.303	09:05:40.911
4 -	30.867	106.6	17.510	132.8	26.184	85.2	22.965	126.3	1:37.526	89.82	2.539	09:07:18.437
5 -	30.633	106.1	17.384	133.4	25.975	83.7	22.974	126.1	1:36.966	90.33	1.979	09:08:55.403
6 -	30.553	107.0	17.330	133.9	25.910	86.7	22.821	127.5	1:36.614	90.66	1.627	09:10:32.017
7 -	30.214	107.5	17.303	133.4	25.787	86.8	22.640	129.8	1:35.944 (3)	91.30	0.957	09:12:07.961
8 -	30.894	101.6	18.280	132.1	26.890	80.8	IN PIT		3:16.693 P	44.53	1:41.706	09:15:24.654
9 -	OUTLAP	102.9	17.415	135.5	25.828	84.8	22.899	127.0	1:39.484	88.05	4.497	09:17:04.138
10 -	30.556	107.0	17.460	133.1	26.075	85.7	22.891	126.6	1:36.982	90.32	1.995	09:18:41.120
11 -	30.391	107.2	17.189	135.2	25.947	88.0	22.703	127.8	1:36.230	91.03	1.243	09:20:17.350
12 -	30.084	108.7	17.388	133.4	25.784	86.0	22.688	127.3	1:35.944 (3)	91.30	0.957	09:21:53.294
13 -	30.024	107.0	17.186	133.9	25.624	87.1	22.553	128.5	1:35.387 (2)	91.83	0.400	09:23:28.681
14 -	29.854	109.4	17.124	134.7	25.689	90.4	22.320	130.5	1:34.987 (1)	92.22		09:25:03.668

MCRCB BULLETIN TK094

2024 Bennetts British Superbike Championship - Round 11

2024 Pirelli National Sportbike with Moneybarn Vehicle Finance

QUALIFYING - SECTOR ANALYSIS



SECTOR 1 = FL to I1, SECTOR 2 = I1 to I2 SECTOR 3 = I2 to I3, SECTOR 4 = I3 to FL, DIFF = Difference To Personal Best Lap, P = Crossed Finish Line in Pit Lane, D = Time Disallowed

P16 74		Finn SMART-WEEDEN				Aprilia RS660 - Definitive Racing							
IDEAL LAP TIME : 1:34.990		BEST LAP TIME : 1:35.292				DIFFERENCE : 0.302							
LAP	SECTOR 1	SECTOR 2	SECTOR 3	SECTOR 4	LAP TIME	MPH	DIFF	TIME OF DAY					
1 -	OUTLAP	89.9	19.088	123.3	28.231	70.8	24.220	128.0	1:45.606	82.94	10.314	09:02:35.540	
2 -	32.009	99.4	18.244	131.8	26.833	78.7	23.617	128.8	1:40.703	86.98	5.411	09:04:16.243	
3 -	31.397	103.4	17.840	132.8	26.465	79.5	23.263	129.5	1:38.965	88.51	3.673	09:05:55.208	
4 -	30.867	105.3	17.567	133.6	25.879	81.8	22.909	130.8	1:37.222	90.10	1.930	09:07:32.430	
5 -	31.005	101.5	17.329	133.1	25.797	81.4	22.634	132.6	1:36.765	90.52	1.473	09:09:09.195	
6 -	30.342	107.7	17.241	136.9	25.739	83.0	22.642	130.0	1:35.964	91.28	0.672	09:10:45.159	
7 -	31.448	96.2	17.675	131.8	26.421	78.1	IN PIT		3:54.013	P	2:18.721	09:14:39.172	
8 -	OUTLAP	103.4	17.511	133.1	26.041	84.0	22.981	130.8	1:37.369	89.96	2.077	09:16:16.541	
9 -	30.423	106.6	17.289	135.2	25.799	85.1	22.777	130.5	1:36.288	90.97	0.996	09:17:52.829	
10 -	30.290	108.9	17.158	136.3	25.673	86.7	22.657	130.3	1:35.778	91.45	0.486	09:19:28.607	
11 -	30.114	107.0	17.259	136.1	25.612	87.2	22.563	131.0	1:35.548	(3)	91.68	0.256	09:21:04.155
12 -	30.025	107.5	16.954	132.6	26.737	80.7	23.106	131.3	1:36.822	90.47	1.530	09:22:40.977	
13 -	29.979	109.4	17.138	136.3	25.601	86.8	22.574	130.3	1:35.292	(1)	91.92		09:24:16.269
14 -	30.098	108.9	17.085	135.8	25.748	86.2	22.456	130.0	1:35.387	(2)	91.83	0.095	09:25:51.656

P17 4		Jack SMITH				Aprilia RS660 - Woodland Racing							
IDEAL LAP TIME : 1:35.687		BEST LAP TIME : 1:35.691				DIFFERENCE : 0.004							
LAP	SECTOR 1	SECTOR 2	SECTOR 3	SECTOR 4	LAP TIME	MPH	DIFF	TIME OF DAY					
1 -	OUTLAP	94.6	18.546	129.5	28.186	78.9	23.683	127.3	1:44.505	83.82	8.814	09:02:32.771	
2 -	31.465	101.9	17.639	135.8	26.878	80.6	23.389	126.8	1:39.371	88.15	3.680	09:04:12.142	
3 -	31.608	103.2	17.618	133.6	26.643	86.7	23.157	125.9	1:39.026	88.46	3.335	09:05:51.168	
4 -	31.044	103.7	17.606	134.4	26.481	86.1	23.026	127.5	1:38.157	89.24	2.466	09:07:29.325	
5 -	30.711	105.0	17.560	134.2	26.478	85.4	23.032	127.3	1:37.781	89.58	2.090	09:09:07.106	
6 -	30.427	106.3	17.328	136.1	26.218	86.8	22.889	129.0	1:36.862	90.43	1.171	09:10:43.968	
7 -	30.231	107.0	17.159	135.8	26.085	87.4	22.845	128.0	1:36.320	90.94	0.629	09:12:20.288	
8 -	30.199	107.2	17.356	132.6	26.141	88.8	22.711	128.3	1:36.407	90.86	0.716	09:13:56.695	
9 -	30.358	107.0	17.286	135.5	25.980	86.2	22.772	128.3	1:36.396	90.87	0.705	09:15:33.091	
10 -	30.254	105.6	17.337	135.8	26.099	86.2	22.941	127.8	1:36.631	90.65	0.940	09:17:09.722	
11 -	30.317	106.3	17.248	135.0	25.976	87.1	22.873	127.8	1:36.414	90.85	0.723	09:18:46.136	
12 -	30.148	107.7	17.171	135.5	26.092	87.0	22.778	128.3	1:36.189	(3)	91.06	0.498	09:20:22.325
13 -	30.176	106.8	17.227	135.5	26.052	86.0	22.815	129.3	1:36.270	90.99	0.579	09:21:58.595	
14 -	30.107	107.3	17.169	135.5	26.008	88.1	22.743	128.8	1:36.027	(2)	91.22	0.336	09:23:34.622
15 -	29.987	108.2	17.125	135.5	25.864	91.3	22.715	128.0	1:35.691	(1)	91.54		09:25:10.313

P18 89		Taylor MORETON				Suzuki GSX8R - Powerslide Motorcycles by Sublime Suzuki							
IDEAL LAP TIME : 1:35.910		BEST LAP TIME : 1:35.953				DIFFERENCE : 0.043							
LAP	SECTOR 1	SECTOR 2	SECTOR 3	SECTOR 4	LAP TIME	MPH	DIFF	TIME OF DAY					
1 -	OUTLAP	97.6	18.182	132.6	28.225	79.2	23.696	128.0	1:44.567	83.77	8.614	09:02:18.537	
2 -	31.134	109.2	17.318	135.2	26.570	81.3	23.505	127.3	1:38.527	88.90	2.574	09:03:57.064	
3 -	31.164	108.2	17.363	134.4	26.294	83.4	23.557	127.0	1:38.378	89.04	2.425	09:05:35.442	
4 -	31.019	109.1	17.395	133.9	26.263	88.5	23.065	127.0	1:37.742	89.62	1.789	09:07:13.184	
5 -	30.680	110.3	17.222	134.4	26.168	85.8	22.967	127.3	1:37.037	90.27	1.084	09:08:50.221	
6 -	30.738	108.9	17.395	133.6	26.373	86.3	23.254	127.5	1:37.760	89.60	1.807	09:10:27.981	
7 -	30.722	110.5	17.220	134.2	26.232	90.1	23.143	127.3	1:37.317	90.01	1.364	09:12:05.298	
8 -	30.677	109.6	17.140	134.7	26.069	88.8	22.980	127.8	1:36.866	90.43	0.913	09:13:42.164	
9 -	30.446	109.8	17.216	134.2	25.964	89.3	22.936	127.3	1:36.562	90.71	0.609	09:15:18.726	
10 -	30.824	108.0	17.366	134.4	26.273	86.7	IN PIT		3:09.603	P	1:33.650	09:18:28.329	
11 -	OUTLAP	104.8	17.978	132.3	26.907	86.9	23.209	126.8	1:40.371	87.27	4.418	09:20:08.700	
12 -	30.458	110.5	17.136	138.3	25.888	88.6	22.829	128.8	1:36.311	(2)	90.95	0.358	09:21:45.011
13 -	30.316	111.4	17.230	135.8	26.074	87.7	22.882	127.8	1:36.502	(3)	90.77	0.549	09:23:21.513
14 -	30.280	111.2	17.179	135.0	25.672	89.2	22.822	128.3	1:35.953	(1)	91.29		09:24:57.466
15 -	30.573	110.5	17.164	135.8	25.945	87.3	22.953	127.8	1:36.635	90.64	0.682	09:26:34.101	

MCRCB BULLETIN TK094

2024 Bennetts British Superbike Championship - Round 11

2024 Pirelli National Sportbike with Moneybarn Vehicle Finance

QUALIFYING - SECTOR ANALYSIS



SECTOR 1 = FL to I1, SECTOR 2 = I1 to I2 SECTOR 3 = I2 to I3, SECTOR 4 = I3 to FL, DIFF = Difference To Personal Best Lap, P = Crossed Finish Line in Pit Lane, D = Time Disallowed

P19 11		Sean O'REILLY				Aprilia RS660 - Moto Muzzi Racing Aprilia						
IDEAL LAP TIME : 1:35.899		BEST LAP TIME : 1:36.043				DIFFERENCE : 0.144						
LAP	SECTOR 1	SECTOR 2		SECTOR 3		SECTOR 4		LAP TIME	MPH	DIFF	TIME OF DAY	
1 -	OUTLAP	98.6	18.935	127.0	28.925	82.0	24.743	120.4	1:48.255	80.91	12.212	09:02:41.570
2 -	32.902	104.0	18.210	129.5	27.180	84.3	23.985	124.0	1:42.277	85.64	6.234	09:04:23.847
3 -	31.907	105.8	17.910	129.5	27.057	86.5	23.705	123.3	1:40.579	87.09	4.536	09:06:04.426
4 -	31.140	103.4	17.782	131.8	26.531	90.5	23.784	122.2	1:39.237	88.27	3.194	09:07:43.663
5 -	31.050	108.0	17.564	130.0	26.579	89.4	23.319	123.1	1:38.512	88.92	2.469	09:09:22.175
6 -	30.632	106.8	17.492	129.5	26.214	91.5	23.226	122.2	1:37.564	89.78	1.521	09:10:59.739
7 -	30.582	107.5	17.479	129.8	26.264	92.1	23.547	122.6	1:37.872	89.50	1.829	09:12:37.611
8 -	30.442	108.2	17.409	130.0	26.152	91.9	23.193	123.3	1:37.196	90.12	1.153	09:14:14.807
9 -	30.308	106.6	17.436	128.8	26.008	92.1	23.186	123.3	1:36.938	90.36	0.895	09:15:51.745
10 -	32.021	73.7	18.719	129.8	26.659	88.8	IN PIT		2:43.243	P 53.66	1:07.200	09:18:34.988
11 -	OUTLAP	105.5	17.982	129.3	26.663	89.9	23.303	124.5	1:43.190	84.89	7.147	09:20:18.178
12 -	30.514	107.8	17.347	130.5	25.892	92.8	23.180	124.2	1:36.933	(3) 90.37	0.890	09:21:55.111
13 -	30.272	108.5	17.270	130.8	26.036	93.0	23.063	123.3	1:36.641	(2) 90.64	0.598	09:23:31.752
14 -	29.973	109.8	17.329	129.5	25.593	92.8	23.148	123.5	1:36.043	(1) 91.20		09:25:07.795

P20 85		Jayden MARTIN				Triumph Daytona 660 - MIH Solutions / Macadam Racing Triumph						
IDEAL LAP TIME : 1:35.755		BEST LAP TIME : 1:36.071				DIFFERENCE : 0.316						
LAP	SECTOR 1	SECTOR 2		SECTOR 3		SECTOR 4		LAP TIME	MPH	DIFF	TIME OF DAY	
1 -	OUTLAP	95.8	18.375	132.1	27.860	75.2	24.234	125.4	1:42.437	85.51	6.366	09:02:56.580
2 -	31.784	97.8	17.878	133.6	26.823	81.1	23.826	126.1	1:40.311	87.32	4.240	09:04:36.891
3 -	31.700	101.0	17.716	135.2	26.378	83.2	23.390	126.8	1:39.184	88.31	3.113	09:06:16.075
4 -	30.737	102.9	17.664	134.7	26.235	86.7	23.392	126.8	1:38.028	89.36	1.957	09:07:54.103
5 -	30.645	106.5	17.335	134.7	25.973	88.1	23.319	127.0	1:37.272	90.05	1.201	09:09:31.375
6 -	30.349	105.5	17.523	134.2	26.021	87.4	23.144	127.3	1:37.037	90.27	0.966	09:11:08.412
7 -	30.373	105.3	17.596	136.6	25.636	88.3	23.032	128.8	1:36.637	(3) 90.64	0.566	09:12:45.049
8 -	29.898	106.0	17.332	136.1	25.707	89.4	23.134	127.5	1:36.071	(1) 91.18		09:14:21.120
9 -	30.142	105.3	17.212	134.4	25.666	88.3	IN PIT		4:06.741	P 35.50	2:30.670	09:18:27.861
10 -	OUTLAP	96.4	18.243	132.8	25.855	88.4	23.166	129.0	1:43.615	84.54	7.544	09:20:11.476
11 -	30.955	98.6	18.184	122.6	26.652	90.1	23.092	128.3	1:38.883	88.58	2.812	09:21:50.359
12 -	29.992	102.1	17.356	136.9	26.275	87.2	23.197	126.8	1:36.820	90.47	0.749	09:23:27.179
13 -	30.027	108.2	17.246	134.7	25.882	90.3	23.009	127.5	1:36.164	(2) 91.09	0.093	09:25:03.343

P21 71		Maximus HARDY				Triumph Daytona 660 - Hardy Racing						
IDEAL LAP TIME : 1:35.793		BEST LAP TIME : 1:36.085				DIFFERENCE : 0.292						
LAP	SECTOR 1	SECTOR 2		SECTOR 3		SECTOR 4		LAP TIME	MPH	DIFF	TIME OF DAY	
1 -	OUTLAP	92.3	18.579	126.8	28.100	75.6	23.896	128.3	1:43.466	84.66	7.381	09:02:41.754
2 -	31.439	96.9	17.762	134.4	26.606	82.2	23.471	127.0	1:39.278	88.23	3.193	09:04:21.032
3 -	31.098	101.6	17.685	135.0	26.313	82.2	23.075	127.3	1:38.171	89.23	2.086	09:05:59.203
4 -	30.710	100.4	17.593	136.3	26.045	83.1	23.069	128.3	1:37.417	89.92	1.332	09:07:36.620
5 -	30.751	103.4	17.561	134.7	26.159	83.2	23.101	127.8	1:37.572	89.77	1.487	09:09:14.192
6 -	30.613	102.7	17.548	135.2	26.086	84.6	23.252	127.8	1:37.499	89.84	1.414	09:10:51.691
7 -	30.676	99.5	17.595	134.4	26.283	79.7	23.180	128.0	1:37.734	89.62	1.649	09:12:29.425
8 -	30.502	100.4	17.627	134.4	26.268	80.6	23.260	128.0	1:37.657	89.70	1.572	09:14:07.082
9 -	30.447	105.5	17.411	135.2	26.080	84.0	22.822	129.3	1:36.760	90.53	0.675	09:15:43.842
10 -	30.148	103.7	17.237	137.2	26.023	86.1	22.894	128.3	1:36.302	(3) 90.96	0.217	09:17:20.144
11 -	30.327	104.3	17.390	136.1	25.870	84.9	22.839	130.3	1:36.426	90.84	0.341	09:18:56.570
12 -	30.159	106.1	17.338	138.6	26.302	80.1	23.017	131.5	1:36.816	90.47	0.731	09:20:33.386
13 -	30.082	100.3	17.210	139.8	25.921	81.5	22.872	132.1	1:36.085	(1) 91.16		09:22:09.471
14 -	30.199	106.0	17.875	136.9	25.801	87.0	22.837	130.0	1:36.712	90.57	0.627	09:23:46.183
15 -	29.979	103.0	17.294	136.9	25.782	86.8	23.035	128.8	1:36.090	(2) 91.16	0.005	09:25:22.273

QUALIFYING - SECTOR ANALYSIS



SECTOR 1 = FL to I1, SECTOR 2 = I1 to I2 SECTOR 3 = I2 to I3, SECTOR 4 = I3 to FL, DIFF = Difference To Personal Best Lap, P = Crossed Finish Line in Pit Lane, D = Time Disallowed

P22 24		Scott CARSON				Triumph Daytona 660 - Team Cryosol						
IDEAL LAP TIME : 1:36.157		BEST LAP TIME : 1:36.248				DIFFERENCE : 0.091						
LAP	SECTOR 1	SECTOR 2		SECTOR 3		SECTOR 4		LAP TIME	MPH	DIFF	TIME OF DAY	
1 -	OUTLAP	97.6	18.704	129.3	28.150	79.2	24.449	124.2	1:45.094	83.35	8.846	09:02:31.042
2 -	31.813	104.2	18.114	132.1	26.835	83.8	24.042	125.4	1:40.804	86.89	4.556	09:04:11.846
3 -	31.583	106.1	17.988	128.8	27.030	83.0	23.282	126.1	1:39.883	87.70	3.635	09:05:51.729
4 -	31.388	101.3	17.731	133.4	26.305	84.2	23.260	126.8	1:38.684	88.76	2.436	09:07:30.413
5 -	30.915	106.1	17.736	133.6	26.174	87.2	23.040	127.3	1:37.865	89.50	1.617	09:09:08.278
6 -	30.472	106.6	17.452	136.9	25.866	86.8	22.949	127.8	1:36.739 (2)	90.55	0.491	09:10:45.017
7 -	30.620	106.0	17.553	135.0	26.006	87.9	22.711	128.3	1:36.890 (3)	90.41	0.642	09:12:21.907
8 -	30.370	106.3	17.344	135.5	25.732	88.0	22.802	126.8	1:36.248 (1)	91.01		09:13:58.155
9 -	30.615	107.0	17.442	133.9	25.829	87.6	23.475	124.9	1:37.361	89.97	1.113	09:15:35.516
10 -	33.156	105.3	17.417	135.5	26.022	87.9	IN PIT		4:23.460 P	33.24	2:47.212	09:19:58.976
11 -	OUTLAP	96.5	17.985	132.1	26.704	86.5	23.418	126.6	1:41.172	86.58	4.924	09:21:40.148
12 -	30.874	107.8	17.581	133.4	26.167	86.4	22.996	126.6	1:37.618	89.73	1.370	09:23:17.766
13 -	30.651	109.2	17.637	132.3	25.910	86.5	22.930	125.9	1:37.128	90.18	0.880	09:24:54.894
14 -	30.569	110.5	17.497	132.8	25.896	90.8	23.100	125.9	1:37.062	90.24	0.814	09:26:31.956

P23 20		Jack MUIR				Aprilia RS660 - Jack Muir Racing						
IDEAL LAP TIME : 1:36.116		BEST LAP TIME : 1:36.280				DIFFERENCE : 0.164						
LAP	SECTOR 1	SECTOR 2		SECTOR 3		SECTOR 4		LAP TIME	MPH	DIFF	TIME OF DAY	
1 -	OUTLAP	97.6	17.902	131.0	27.674	74.3	23.836	126.8	1:41.805	86.04	5.525	09:02:51.602
2 -	31.220	100.9	17.643	134.4	26.444	80.8	23.314	126.6	1:38.621	88.82	2.341	09:04:30.223
3 -	31.425	103.7	17.708	135.2	26.545	80.8	23.182	126.3	1:38.860	88.60	2.580	09:06:09.083
4 -	30.995	102.2	17.714	132.8	26.761	81.4	23.371	125.6	1:38.841	88.62	2.561	09:07:47.924
5 -	30.785	104.0	17.531	133.9	26.369	83.0	23.213	126.1	1:37.898	89.47	1.618	09:09:25.822
6 -	30.952	101.2	17.489	133.4	26.372	81.2	23.047	127.3	1:37.860	89.51	1.580	09:11:03.682
7 -	30.748	104.6	17.344	135.5	26.276	82.8	23.159	127.3	1:37.527	89.81	1.247	09:12:41.209
8 -	35.094	100.6	17.660	134.4	26.292	82.4	IN PIT		2:55.579 P	49.89	1:19.299	09:15:36.788
9 -	OUTLAP	103.0	17.188	135.2	26.310	84.4	23.311	125.4	1:40.010	87.58	3.730	09:17:16.798
10 -	30.756	102.6	17.445	135.0	26.184	83.9	23.161	126.3	1:37.546	89.80	1.266	09:18:54.344
11 -	31.322	100.7	17.250	138.0	26.423	85.4	22.946	129.5	1:37.941	89.43	1.661	09:20:32.285
12 -	30.626	103.2	17.326	135.8	26.185	88.3	22.943	127.0	1:37.080 (3)	90.23	0.800	09:22:09.365
13 -	30.799	106.8	17.795	136.6	25.742	86.9	22.699	129.0	1:37.035 (2)	90.27	0.755	09:23:46.400
14 -	30.632	105.8	17.212	135.8	25.603	84.8	22.833	127.0	1:36.280 (1)	90.98		09:25:22.680

P24 6		Jack KNIGHTS				Aprilia RS660 - BlueMotion Racing						
IDEAL LAP TIME : 1:36.356		BEST LAP TIME : 1:36.803				DIFFERENCE : 0.447						
LAP	SECTOR 1	SECTOR 2		SECTOR 3		SECTOR 4		LAP TIME	MPH	DIFF	TIME OF DAY	
1 -	OUTLAP	102.1	18.303	128.8	27.680	78.5	23.803	125.4	1:42.387	85.55	5.584	09:03:14.382
2 -	31.812	101.2	17.609	132.8	26.658	82.2	23.271	126.6	1:39.350	88.17	2.547	09:04:53.732
3 -	31.379	103.7	17.801	132.8	26.297	85.4	23.192	127.0	1:38.669	88.78	1.866	09:06:32.401
4 -	31.020	102.4	17.592	133.1	26.340	85.5	23.042	127.3	1:37.994	89.39	1.191	09:08:10.395
5 -	31.304	105.0	17.505	133.1	26.286	87.2	23.002	125.6	1:38.097	89.29	1.294	09:09:48.492
6 -	30.821	105.8	17.918	131.3	26.709	84.0	IN PIT		5:02.205 P	28.98	3:25.402	09:14:50.697
7 -	OUTLAP	104.6	17.662	132.1	26.731	87.3	23.172	127.8	1:40.943	86.78	4.140	09:16:31.640
8 -	30.816	106.6	17.428	134.4	26.271	87.4	22.943	128.8	1:37.458	89.88	0.655	09:18:09.098
9 -	30.625	105.1	17.500	135.2	26.190	87.6	22.919	129.0	1:37.234	90.09	0.431	09:19:46.332
10 -	30.591	106.5	17.289	131.5	26.047	88.3	23.062	127.5	1:36.989 (3)	90.31	0.186	09:21:23.321
11 -	30.810	106.1	17.463	135.5	25.984	87.4	22.680	129.3	1:36.937 (2)	90.36	0.134	09:23:00.258
12 -	30.455	106.0	17.390	133.6	26.082	85.7	22.876	128.3	1:36.803 (1)	90.49		09:24:37.061
13 -	30.403	106.1	17.413	132.8	26.353	85.1	22.970	128.0	1:37.139	90.17	0.336	09:26:14.200

MCRCB BULLETIN TK094

2024 Bennetts British Superbike Championship - Round 11

2024 Pirelli National Sportbike with Moneybarn Vehicle Finance

QUALIFYING - SECTOR ANALYSIS



SECTOR 1 = FL to I1, SECTOR 2 = I1 to I2 SECTOR 3 = I2 to I3, SECTOR 4 = I3 to FL, DIFF = Difference To Personal Best Lap, P = Crossed Finish Line in Pit Lane, D = Time Disallowed

P25 61		Cameron HARRIS				Aprilia RS660 - Harris Racing / PW Gates						
IDEAL LAP TIME : 1:36.460		BEST LAP TIME : 1:36.805				DIFFERENCE : 0.345						
LAP	SECTOR 1	SECTOR 2		SECTOR 3		SECTOR 4		LAP TIME	MPH	DIFF	TIME OF DAY	
1 -	OUTLAP	94.1	18.526	131.5	28.143	79.7	23.638	127.5	1:44.346	83.94	7.541	09:02:19.258
2 -	31.312	102.9	17.707	132.8	26.864	87.0	23.305	126.8	1:39.188	88.31	2.383	09:03:58.446
3 -	30.682	103.5	17.483	134.2	26.369	83.4	23.258	127.8	1:37.792	89.57	0.987	09:05:36.238
4 -	30.827	102.4	17.513	133.9	26.472	84.3	23.229	127.0	1:38.041	89.34	1.236	09:07:14.279
5 -	30.682	103.4	17.499	132.3	26.409	84.6	23.361	127.8	1:37.951	89.43	1.146	09:08:52.230
6 -	30.686	104.5	17.490	131.0	26.337	86.3	23.310	128.3	1:37.823	89.54	1.018	09:10:30.053
7 -	30.504	103.5	17.545	132.3	26.297	87.0	23.084	128.8	1:37.430	89.90	0.625	09:12:07.483
8 -	30.268	105.0	17.498	132.6	26.118	90.6	23.077	126.1	1:36.961 (3)	90.34	0.156	09:13:44.444
9 -	30.281	106.3	17.443	133.4	25.959	89.5	23.130	124.7	1:36.813 (2)	90.48	0.008	09:15:21.257
10 -	37.322	59.6	20.499	130.5	27.103	80.8	23.515	124.7	1:48.439	80.78	11.634	09:17:09.696
11 -	30.791	103.8	17.388	133.6	25.956	89.0	23.455	125.6	1:37.590	89.76	0.785	09:18:47.286
12 -	32.581	76.8	21.059	129.0	26.982	89.8	23.173	127.8	1:43.795	84.39	6.990	09:20:31.081
13 -	30.556	100.4	17.340	134.7	25.775	88.4	23.134	125.9	1:36.805 (1)	90.48		09:22:07.886
14 -	30.387	104.6	34.677	126.6	26.328	87.6	23.275	125.4	1:54.667	76.39	17.862	09:24:02.553
15 -	30.806	105.6	17.428	133.9	25.913	87.0	23.118	125.6	1:37.265	90.06	0.460	09:25:39.818

P26 69		Joshua PROUDFOOT				Yamaha YZF-R7 - Rev2Race Yamaha						
IDEAL LAP TIME : 1:36.500		BEST LAP TIME : 1:36.820				DIFFERENCE : 0.320						
LAP	SECTOR 1	SECTOR 2		SECTOR 3		SECTOR 4		LAP TIME	MPH	DIFF	TIME OF DAY	
1 -	OUTLAP	102.4	17.695	129.5	26.929	78.8	23.504	128.3	1:40.372	87.27	3.552	09:02:42.045
2 -	31.350	100.1	17.625	134.2	26.805	81.9	23.430	125.9	1:39.210	88.29	2.390	09:04:21.255
3 -	30.937	102.9	17.804	130.8	26.500	84.9	23.918	125.9	1:39.159	88.34	2.339	09:06:00.414
4 -	30.793	105.3	17.413	133.1	26.084	87.6	23.270	125.2	1:37.560	89.78	0.740	09:07:37.974
5 -	30.618	106.5	17.419	133.9	25.942	87.9	23.088	126.3	1:37.067	90.24	0.247	09:09:15.041
6 -	30.388	104.8	17.499	133.4	25.985	86.9	23.031	125.9	1:36.903 (3)	90.39	0.083	09:10:51.944
7 -	30.722	100.9	17.465	134.4	26.279	80.7	IN PIT		3:58.568 P	36.71	2:21.748	09:14:50.512
8 -	OUTLAP	104.8	17.544	130.0	26.446	88.1	23.413	124.0	1:40.686	87.00	3.866	09:16:31.198
9 -	30.540	107.5	17.614	130.5	26.256	89.1	23.287	123.5	1:37.697	89.66	0.877	09:18:08.895
10 -	30.530	107.3	17.506	130.8	26.087	89.0	23.268	124.0	1:37.391	89.94	0.571	09:19:46.286
11 -	30.377	107.0	17.411	130.8	25.979	89.5	23.249	124.2	1:37.016	90.29	0.196	09:21:23.302
12 -	30.364	107.5	17.390	131.0	25.981	90.4	23.133	124.2	1:36.868 (2)	90.43	0.048	09:23:00.170
13 -	30.184	107.2	17.476	130.5	26.176	89.1	22.984	124.7	1:36.820 (1)	90.47		09:24:36.990
14 -	30.192	107.2	17.509	130.8	26.358	89.2	24.506	110.5	1:38.565	88.87	1.745	09:26:15.555

P27 26		Del DOWDS				Suzuki GSX8R - Powerslide Motorcycles by Sublime Suzuki						
IDEAL LAP TIME : 1:38.243		BEST LAP TIME : 1:36.909				DIFFERENCE : -1.334						
LAP	SECTOR 1	SECTOR 2		SECTOR 3		SECTOR 4		LAP TIME	MPH	DIFF	TIME OF DAY	
1 -	OUTLAP	94.6	18.082	121.1	28.396	77.3	23.738	127.0	1:44.423	83.88	7.514	09:02:18.881
2 -	31.131	100.3	17.818	129.0	26.525	84.4	23.350	126.3	1:38.824	88.64	1.915	09:03:57.705
3 -	30.916	104.0	17.452	130.5	26.572	85.8	23.425	126.3	1:38.365	89.05	1.456	09:05:36.070
4 -									1:38.026	89.36	1.117	09:07:14.096
5 -									1:37.978	89.40	1.069	09:08:52.074
6 -									1:37.816	89.55	0.907	09:10:29.890
7 -									1:37.531 (2)	89.81	0.622	09:12:07.421
8 -									1:37.582 (3)	89.76	0.673	09:13:45.004
9 -									1:36.909 (1)	90.39		09:15:21.913
10 -									4:49.252	30.28	3:12.343	09:20:11.165
11 -									1:38.155	89.24	1.246	09:21:49.320
12 -									1:37.922	89.45	1.013	09:23:27.242
13 -									1:38.028	89.36	1.119	09:25:05.270

P28 56		Charlie ATKINS				Kawasaki Ninja 650 - Sycmirus Motorsport						
IDEAL LAP TIME : 1:37.062		BEST LAP TIME : 1:37.062				DIFFERENCE : 0.000						
LAP	SECTOR 1	SECTOR 2		SECTOR 3		SECTOR 4		LAP TIME	MPH	DIFF	TIME OF DAY	
1 -	OUTLAP	104.0	17.523	138.3	26.801	85.0	23.709	127.0	1:39.247	88.26	2.185	09:02:50.603
2 -	30.482	108.4	17.436	132.8	26.001	87.6	23.143	126.3	1:37.062 (1)	90.24		09:04:27.665
3 -	36.604	73.5					IN PIT		6:19.378 P	23.09	4:42.316	09:10:47.043
4 -	OUTLAP	71.1	19.624	132.3	26.702	81.7	25.184	127.5	1:45.981	82.65	8.919	09:12:33.024

QUALIFYING - SECTOR ANALYSIS



SECTOR 1 = FL to I1, SECTOR 2 = I1 to I2 SECTOR 3 = I2 to I3, SECTOR 4 = I3 to FL, DIFF = Difference To Personal Best Lap, P = Crossed Finish Line in Pit Lane, D = Time Disallowed

P29 10		Kieran KENT				Kawasaki Ninja 650 - Sycmirrus Motorsport						
IDEAL LAP TIME : 1:37.011		BEST LAP TIME : 1:37.563				DIFFERENCE : 0.552						
LAP	SECTOR 1	SECTOR 2		SECTOR 3		SECTOR 4		LAP TIME	MPH	DIFF	TIME OF DAY	
1 -	OUTLAP	98.6	17.973	131.5	27.634	76.8	24.100	125.2	1:41.071	86.67	3.508	09:02:54.672
2 -	30.961	98.6	17.487	132.3	26.103	86.2	23.012	126.3	1:37.563 (1)	89.78		09:04:32.235
3 -	30.409	89.7						IN PIT	8:06.274 P	18.01	6:28.711	09:12:38.509
4 -	OUTLAP	91.6	21.221	73.8	38.062	62.2		IN PIT	6:54.467 P	21.13	5:16.904	09:19:32.976

P30 66		Katie HAND				Triumph Daytona 660 - MIH Solutions / Macadam Racing Triumf						
IDEAL LAP TIME : 1:38.014		BEST LAP TIME : 1:38.075				DIFFERENCE : 0.061						
LAP	SECTOR 1	SECTOR 2		SECTOR 3		SECTOR 4		LAP TIME	MPH	DIFF	TIME OF DAY	
1 -	OUTLAP	101.8	18.142	125.9	28.309	78.0	24.428	128.3	1:44.428	83.88	6.353	09:02:59.223
2 -	32.392	102.2	17.871	126.8	27.445	80.2	23.944	128.8	1:41.652	86.17	3.577	09:04:40.875
3 -	31.858	106.6	17.594	130.3	27.174	83.1	23.668	128.5	1:40.294	87.34	2.219	09:06:21.169
4 -	31.676	107.0	17.751	128.5	26.876	83.9	23.419	129.3	1:39.722	87.84	1.647	09:08:00.891
5 -	31.482	106.0	17.582	134.2	27.174	85.8	23.389	129.3	1:39.627	87.92	1.552	09:09:40.518
6 -	31.363	108.7	17.496	132.6	26.953	82.6		IN PIT	3:04.400 P	47.50	1:26.325	09:12:44.918
7 -	OUTLAP	104.5	17.719	132.8	26.886	83.1	23.494	128.5	1:41.725	86.11	3.650	09:14:26.643
8 -	31.401	106.8	17.555	132.1	26.668	83.0	23.534	130.0	1:39.158	88.34	1.083	09:16:05.801
9 -	31.026	106.0	17.447	134.7	26.800	85.9	23.404	128.5	1:38.677	88.77	0.602	09:17:44.478
10 -	31.403	103.8	17.365	130.0	27.191	84.7	23.417	128.8	1:39.376	88.14	1.301	09:19:23.854
11 -	31.053	105.5	17.454	135.2	26.725	84.2	23.336	129.8	1:38.568	88.87	0.493	09:21:02.422
12 -	31.238	107.0	17.374	134.2	26.550	85.4	23.362	129.5	1:38.524 (3)	88.91	0.449	09:22:40.946
13 -	31.106	107.8	17.500	134.7	26.445	86.9	23.379	129.3	1:38.430 (2)	88.99	0.355	09:24:19.376
14 -	31.065	107.8	17.387	136.1	26.399	88.4	23.224	129.0	1:38.075 (1)	89.31		09:25:57.451

P31 44		Sam GREEN				Aprilia RS660 - Bruce Racing						
IDEAL LAP TIME : 1:39.136		BEST LAP TIME : 1:39.441				DIFFERENCE : 0.305						
LAP	SECTOR 1	SECTOR 2		SECTOR 3		SECTOR 4		LAP TIME	MPH	DIFF	TIME OF DAY	
1 -	OUTLAP	94.1	18.287	125.4	28.238	82.8	24.200	123.3	1:45.710	82.86	6.269	09:03:31.592
2 -	32.015	102.1	18.139	127.5	27.670	82.7	23.947	124.2	1:41.771	86.07	2.330	09:05:13.363
3 -	31.567	98.5	17.879	129.3	27.072	81.1	23.645	127.0	1:40.163 (3)	87.45	0.722	09:06:53.526
4 -	31.157	101.6	17.697	130.0	27.022	84.2	23.565	126.1	1:39.441 (1)	88.09		09:08:32.967
5 -	30.925	101.6	17.699	128.8	26.949	83.4		IN PIT	3:49.181 P	38.22	2:09.740	09:12:22.148
6 -	OUTLAP	94.1	18.069	122.9	27.041	81.3	23.709	127.0	1:46.225	82.46	6.784	09:14:08.373
7 -	30.930	104.5	17.968	127.0	27.244	83.1	23.595	125.2	1:39.737 (2)	87.82	0.296	09:15:48.110

MCRCB BULLETIN TK095

2024 Bennetts British Superbike Championship - Round 11

2024 Pirelli National Sportbike with Moneybarn Vehicle Finance

QUALIFYING - BEST SECTORS

SECTOR 1				SECTOR 2				SECTOR 3				SECTOR 4				IDEAL / BEST COMPARISON		
POS	NO	NAME	TIME	NO	NAME	TIME	NO	NAME	TIME	NO	NAME	TIME	POS	NO	NAME	IDEAL	BEST	DIFF
															PERFECT LAP	1:31.661		
1	13	COLOMBI	28.788	13	COLOMBI	16.385	13	COLOMBI	24.619	47	COOPER	21.869	1	13	COLOMBI	1:31.732	1:31.883	0.151
2	47	COOPER	28.959	68	FLEERAC	16.474	8	BARNES	24.639	13	COLOMBI	21.940	2	47	COOPER	1:32.060	1:32.249	0.189
3	68	FLEERAC	29.000	47	COOPER	16.528	47	COOPER	24.704	8	BARNES	22.064	3	8	BARNES	1:32.351	1:32.526	0.175
4	8	BARNES	29.041	8	BARNES	16.607	25	STRUDWI	24.770	25	STRUDWI	22.128	4	68	FLEERACKERS	1:32.668	1:32.841	0.173
5	25	STRUDWI	29.181	55	DESSOY	16.754	55	DESSOY	24.783	34	SILVEST	22.134	5	25	STRUDWICK	1:32.907	1:33.030	0.123
6	55	DESSOY	29.253	76	STEPHEN	16.778	34	SILVEST	24.834	55	DESSOY	22.192	6	55	DESSOY	1:32.982	1:32.982	0.000
7	34	SILVEST	29.356	34	SILVEST	16.813	76	STEPHEN	24.884	76	STEPHEN	22.195	7	34	SILVESTER	1:33.137	1:33.421	0.284
8	76	STEPHEN	29.441	25	STRUDWI	16.828	68	FLEERAC	24.929	68	FLEERAC	22.265	8	76	STEPHENSON	1:33.298	1:33.372	0.074
9	59	VAREY	29.471	51	BANHAM	16.854	28	DAVIDSO	24.997	28	DAVIDSO	22.302	9	28	DAVIDSON	1:33.738	1:33.800	0.062
10	28	DAVIDSO	29.571	28	DAVIDSO	16.868	17	SHELTON	25.023	51	BANHAM	22.303	10	51	BANHAM	1:34.142	1:34.342	0.200
11	17	SHELTON	29.665	67	STEPHEN	16.906	51	BANHAM	25.227	23	ELLIS	22.320	11	17	SHELTON	1:34.311	1:34.336	0.025
12	51	BANHAM	29.758	74	SMART-W	16.954	59	VAREY	25.241	17	SHELTON	22.427	12	59	VAREY	1:34.420	1:34.715	0.295
13	23	ELLIS	29.854	12	COOK	16.992	12	COOK	25.371	74	SMART-W	22.456	13	12	COOK	1:34.694	1:34.769	0.075
14	12	COOK	29.873	23	ELLIS	17.124	67	STEPHEN	25.414	12	COOK	22.458	14	67	STEPHENSON	1:34.754	1:34.802	0.048
15	67	STEPHEN	29.895	4	SMITH	17.125	11	O'REILL	25.593	67	STEPHEN	22.539	15	23	ELLIS	1:34.922	1:34.987	0.065
16	85	MARTIN	29.898	59	VAREY	17.134	74	SMART-W	25.601	59	VAREY	22.574	16	74	SMART-WEEDEN	1:34.990	1:35.292	0.302
17	11	O'REILL	29.973	89	MORETON	17.136	20	MUIR	25.603	6	KNIGHTS	22.680	17	4	SMITH	1:35.687	1:35.691	0.004
18	74	SMART-W	29.979	20	MUIR	17.188	23	ELLIS	25.624	20	MUIR	22.699	18	85	MARTIN	1:35.755	1:36.071	0.316
19	71	HARDY	29.979	17	SHELTON	17.196	85	MARTIN	25.636	4	SMITH	22.711	19	71	HARDY	1:35.793	1:36.085	0.292
20	4	SMITH	29.987	71	HARDY	17.210	89	MORETON	25.672	24	CARSON	22.711	20	11	O'REILLY	1:35.899	1:36.043	0.144
21	69	PROUDFO	30.184	85	MARTIN	17.212	24	CARSON	25.732	89	MORETON	22.822	21	89	MORETON	1:35.910	1:35.953	0.043
22	61	HARRIS	30.268	11	O'REILL	17.270	61	HARRIS	25.775	71	HARDY	22.822	22	20	MUIR	1:36.116	1:36.280	0.164
23	89	MORETON	30.280	6	KNIGHTS	17.289	71	HARDY	25.782	69	PROUDFO	22.984	23	24	CARSON	1:36.157	1:36.248	0.091
24	24	CARSON	30.370	61	HARRIS	17.340	4	SMITH	25.864	85	MARTIN	23.009	24	6	KNIGHTS	1:36.356	1:36.803	0.447
25	6	KNIGHTS	30.403	24	CARSON	17.344	69	PROUDFO	25.942	10	KENT	23.012	25	61	HARRIS	1:36.460	1:36.805	0.345
26	10	KENT	30.409	66	HAND	17.365	6	KNIGHTS	25.984	11	O'REILL	23.063	26	69	PROUDFOOT	1:36.500	1:36.820	0.320
27	56	ATKINS	30.482	69	PROUDFO	17.390	56	ATKINS	26.001	61	HARRIS	23.077	27	10	KENT	1:37.011	1:37.563	0.552
28	20	MUIR	30.626	56	ATKINS	17.436	10	KENT	26.103	56	ATKINS	23.143	28	56	ATKINS	1:37.062	1:37.062	0.000
29	26	DOWDS	30.916	26	DOWDS	17.452	66	HAND	26.399	66	HAND	23.224	29	66	HAND	1:38.014	1:38.075	0.061
30	44	GREEN	30.925	10	KENT	17.487	26	DOWDS	26.525	26	DOWDS	23.350	30	26	DOWDS	1:38.243	1:36.909	-1.334
31	66	HAND	31.026	44	GREEN	17.697	44	GREEN	26.949	44	GREEN	23.565	31	44	GREEN	1:39.136	1:39.441	0.305

MCRCB BULLETIN TK096**2024 Bennetts British Superbike Championship - Round 11****2024 Pirelli National Sportbike with Moneybarn Vehicle Finance****QUALIFYING - BEST SPEEDS**

POS	INTERMEDIATE 1			INTERMEDIATE 2			INTERMEDIATE 3			FINISH LINE		
	NO	NAME	MPH	NO	NAME	MPH	NO	NAME	MPH	NO	NAME	MPH
1	13	COLOMBI	115.9	13	COLOMBI	142.4	13	COLOMBI	97.5	47	COOPER	133.6
2	76	STEPHENSON	114.9	47	COOPER	140.6	68	FLEERACKERS	96.2	68	FLEERACKERS	133.6
3	68	FLEERACKERS	114.7	28	DAVIDSON	140.1	8	BARNES	95.0	25	STRUDWICK	133.1
4	47	COOPER	113.5	71	HARDY	139.8	34	SILVESTER	95.0	28	DAVIDSON	133.1
5	28	DAVIDSON	112.4	68	FLEERACKERS	139.5	51	BANHAM	93.9	74	SMART-WEEDEN	132.6
6	25	STRUDWICK	111.8	25	STRUDWICK	138.9	59	VAREY	93.8	8	BARNES	132.1
7	55	DESSOY	111.4	12	COOK	138.6	55	DESSOY	93.7	71	HARDY	132.1
8	89	MORETON	111.4	8	BARNES	138.3	11	O'REILLY	93.0	13	COLOMBI	131.8
9	51	BANHAM	111.2	89	MORETON	138.3	47	COOPER	92.9	76	STEPHENSON	131.3
10	8	BARNES	110.7	56	ATKINS	138.3	25	STRUDWICK	92.8	51	BANHAM	130.8
11	34	SILVESTER	110.5	55	DESSOY	138.0	67	STEPHENSON	91.8	12	COOK	130.8
12	67	STEPHENSON	110.5	20	MUIR	138.0	12	COOK	91.4	55	DESSOY	130.5
13	24	CARSON	110.5	17	SHELTON	137.7	76	STEPHENSON	91.3	17	SHELTON	130.5
14	59	VAREY	110.1	51	BANHAM	137.7	4	SMITH	91.3	23	ELLIS	130.5
15	17	SHELTON	109.8	76	STEPHENSON	137.5	24	CARSON	90.8	34	SILVESTER	130.3
16	11	O'REILLY	109.8	74	SMART-WEEDEN	136.9	61	HARRIS	90.6	66	HAND	130.0
17	23	ELLIS	109.4	85	MARTIN	136.9	23	ELLIS	90.4	20	MUIR	129.5
18	74	SMART-WEEDEN	109.4	24	CARSON	136.9	69	PROUDFOOT	90.4	67	STEPHENSON	129.3
19	12	COOK	109.2	34	SILVESTER	136.6	17	SHELTON	90.3	4	SMITH	129.3
20	66	HAND	108.7	4	SMITH	136.1	85	MARTIN	90.3	6	KNIGHTS	129.3
21	56	ATKINS	108.5	66	HAND	136.1	89	MORETON	90.1	85	MARTIN	129.0
22	4	SMITH	108.2	23	ELLIS	135.5	28	DAVIDSON	89.0	89	MORETON	128.8
23	85	MARTIN	108.2	6	KNIGHTS	135.5	66	HAND	88.4	61	HARRIS	128.8
24	69	PROUDFOOT	107.5	67	STEPHENSON	135.0	20	MUIR	88.3	24	CARSON	128.3
25	20	MUIR	106.8	61	HARRIS	134.7	6	KNIGHTS	88.3	69	PROUDFOOT	128.3
26	6	KNIGHTS	106.6	69	PROUDFOOT	134.4	56	ATKINS	87.6	59	VAREY	127.8
27	61	HARRIS	106.3	59	VAREY	133.9	74	SMART-WEEDEN	87.2	56	ATKINS	127.5
28	71	HARDY	106.1	10	KENT	132.3	71	HARDY	87.0	26	DOWDS	127.0
29	44	GREEN	104.5	11	O'REILLY	131.8	10	KENT	86.2	44	GREEN	127.0
30	26	DOWDS	104.0	26	DOWDS	130.5	26	DOWDS	85.8	10	KENT	126.3
31	10	KENT	98.6	44	GREEN	130.0	44	GREEN	84.2	11	O'REILLY	124.5

MCRCB BULLETIN TK097

2024 Bennetts British Superbike Championship - Round 11

2024 Pirelli National Sportbike with Moneybarn Vehicle Finance

QUALIFYING - STATISTICS

Competitors Started	31
Planned Start	2024-10-12 @ 09:00:00.000
Actual Start	2024-10-12 @ 09:00:00.955
Finish Time	2024-10-12 @ 09:25:00.955
Track Length	2.4332mi.
Total Laps	404
Total Distance Covered	983.0489mi.

Session Fastest Lap History

NO	NAME	LAP TIME	TIME OF DAY	LAP	VEHICLE
55	Harrison DESSOY	1:36.093	09:03:23.628	2	Yamaha YZF-R7
34	Aaron SILVESTER	1:35.481	09:04:22.935	2	Triumph Daytona 660
55	Harrison DESSOY	1:35.287	09:04:58.915	3	Yamaha YZF-R7
34	Aaron SILVESTER	1:35.154	09:05:58.089	3	Triumph Daytona 660
68	Ferre FLEERACKERS	1:34.776	09:06:05.011	3	Aprilia RS660
34	Aaron SILVESTER	1:34.476	09:07:32.565	4	Triumph Daytona 660
68	Ferre FLEERACKERS	1:34.262	09:07:39.273	4	Aprilia RS660
47	Richard COOPER	1:33.592	09:07:39.595	4	Triumph Daytona 660
13	Edoardo COLOMBI	1:33.533	09:09:54.971	5	Aprilia RS660
68	Ferre FLEERACKERS	1:33.513	09:10:46.860	6	Aprilia RS660
47	Richard COOPER	1:32.938	09:10:51.846	6	Triumph Daytona 660
13	Edoardo COLOMBI	1:32.920	09:11:27.891	6	Aprilia RS660
13	Edoardo COLOMBI	1:32.697	09:13:00.588	7	Aprilia RS660
47	Richard COOPER	1:32.406	09:15:37.521	9	Triumph Daytona 660
13	Edoardo COLOMBI	1:32.385	09:17:46.220	10	Aprilia RS660
13	Edoardo COLOMBI	1:31.883	09:19:18.103	11	Aprilia RS660

Flag History

TYPE	TIME OF DAY
GREEN	09:00:00.955
FINISH	09:25:00.955

Flag Statistics

TYPE	COUNT	TOTAL LAPS	TOTAL TIME
Green	1	16	28:25.168
Red	0	0	0.000
Safety Car	0	0	0.000
FCY	0	0	0.000

MCRCB BULLETIN TK098

2024 Bennetts British Superbike Championship - Round 11

2024 Pirelli National Sportbike with Moneybarn Vehicle Finance

QUALIFYING - SESSION NOTES

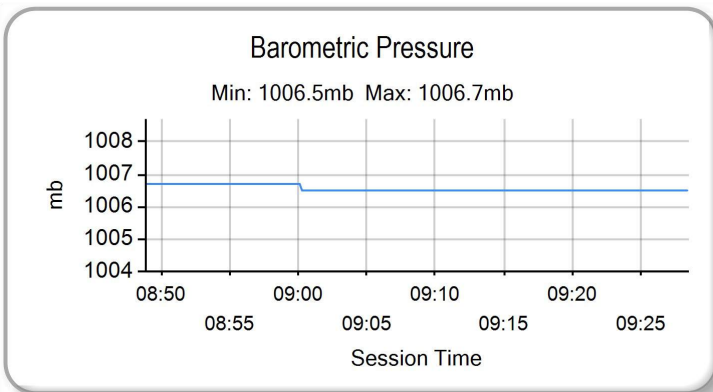
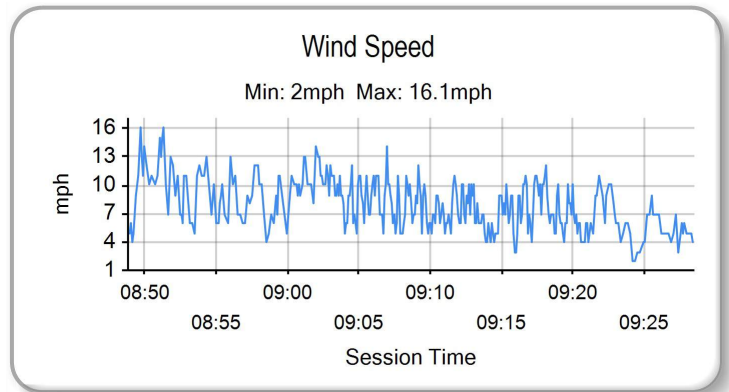
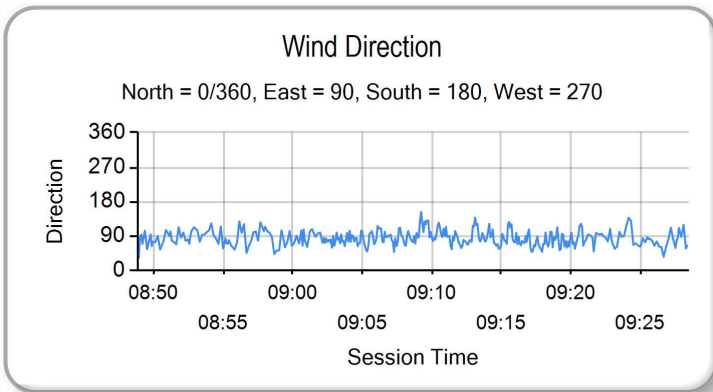
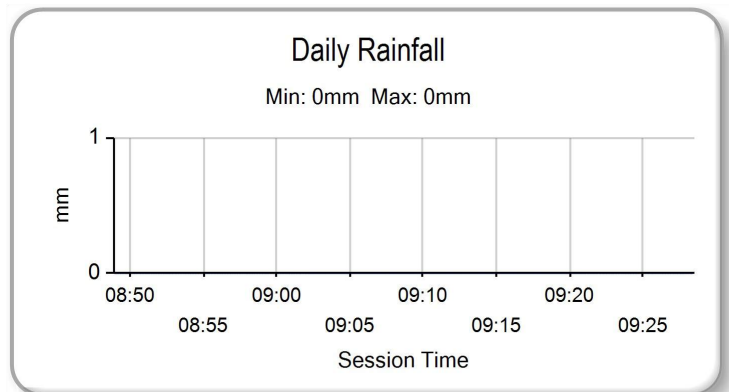
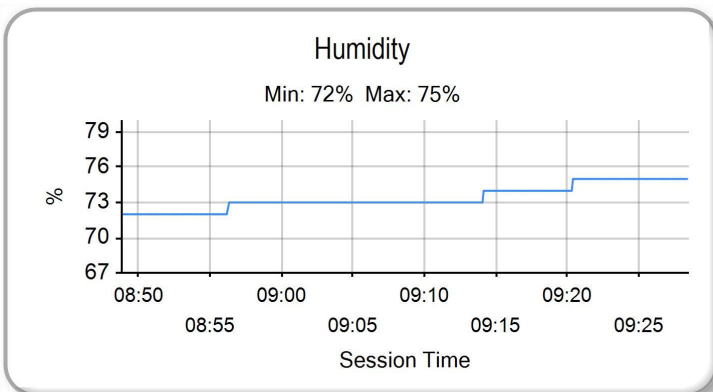
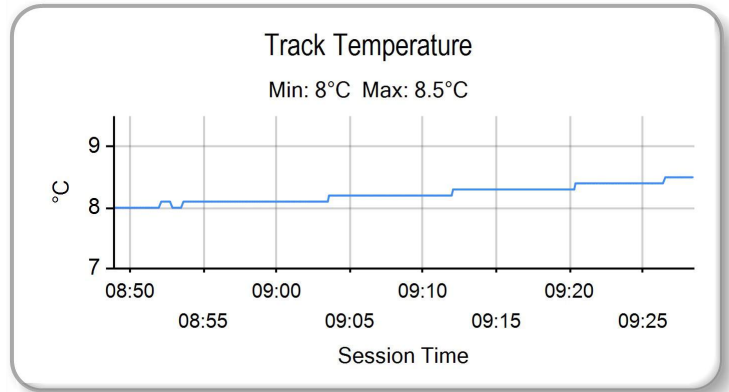
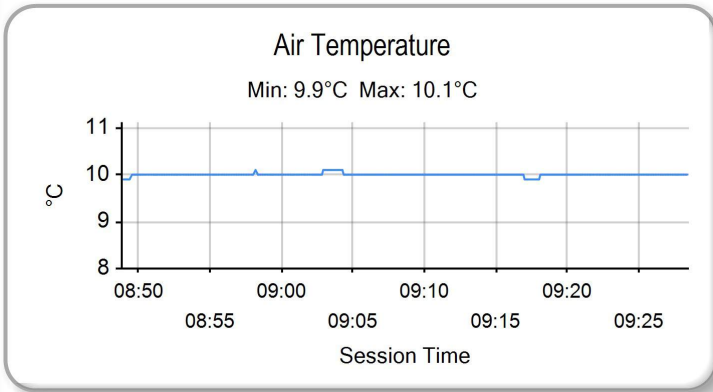
TIME	MESSAGE
09:05:30	NO. 56 TOOK SHORT CUT AT T4 TO PIT LANE - 40S PENALTY AT PIT IN
09:06:25	NO. 10 TOOK SHORT CUT AT T4 TO PIT LANE - 40S PENALTY AT PIT IN
09:13:32	NO. 17 TOOK SHORT CUT AT T4 TO PIT LANE - 40S PENALTY AT PIT IN
09:20:23	NO. 10 TOOK SHORT CUT AT T4 TO PIT LANE - 40S PENALTY AT PIT IN
09:24:47	NO.8 - EXCEEDED TRACK LIMITS - T1 - LAPTIME CANCELLED

MCRCB BULLETIN TK099

2024 Bennetts British Superbike Championship - Round 11

2024 Pirelli National Sportbike with Moneybarn Vehicle Finance

QUALIFYING - WEATHER CONDITIONS





ROW 11		32	60	Lennon DOCHERTY	31	44	Sam GREEN	1:39.441					
ROW 10	30	66	Katie HAND	1:38.075	29	10	Kieran KENT	1:37.563	28	56	Charlie ATKINS	1:37.062	
ROW 9		27	26	Del DOWDS	1:36.909	26	69	Joshua PROUDFOOT	1:36.820	25	61	Cameron HARRIS	1:36.805
ROW 8	24	6	Jack KNIGHTS	1:36.803	23	20	Jack MUIR	1:36.280	22	24	Scott CARSON	1:36.248	
ROW 7		21	71	Maximus HARDY	1:36.085	20	85	Jayden MARTIN	1:36.071	19	11	Sean O'REILLY	1:36.043
ROW 6	18	89	Taylor MORETON	1:35.953	17	4	Jack SMITH	1:35.691	16	74	Finn SMART-WEEDEN	1:35.292	
ROW 5		15	23	Joe ELLIS	1:34.987	14	67	Jacob STEPHENSON	1:34.802	13	12	Harry COOK	1:34.769
ROW 4	12	59	Robert VAREY	1:34.715	11	51	Rossi BANHAM	1:34.342	10	17	Zak SHELTON	1:34.336	
ROW 3		9	28	Alfie DAVIDSON	1:33.800	8	34	Aaron SILVESTER	1:33.421	7	76	Rhys STEPHENSON	1:33.372
ROW 2	6	25	Thomas STRUDWICK	1:33.030	5	55	Harrison DESSOY	1:32.982	4	68	Ferre FLEERACKERS	1:32.841	
ROW 1		3	8	Ash BARNES	1:32.526	2	47	Richard COOPER	1:32.249	1	13	Edoardo COLOMBI	1:31.883

Pole

These results are provisional until the conclusion of any judicial and technical matters.

Brands Hatch GP: 2.4332 miles

Race Director: Stuart Higgs <i>S. Higgs</i>	Stewards:	Timekeeper: Richard Evans <i>R. EVANS</i>	
<small>Digitally Approved at 09:36 Saturday, 12 October 2024</small>		<small>Digitally Approved at 09:34 Saturday, 12 October 2024</small>	

Results can be found at www.tsl-timing.com

Printed - 09:30 Saturday, 12 October 2024



RACE 1 - CLASSIFICATION

Race Distance: 10 Laps / 24.33 miles

POS	NO	NAME	NAT	ENTRY	LAPS	TIME	GAP	DIFF	MPH	BEST	ON	GRD	↑↓
1	47	Richard COOPER	GBR	Triumph Daytona 660 - PHR Performance Triumph	10	15:43.438			92.85	1:33.250	8	2	1
2	68	Ferre FLEERACKERS	BEL	Aprilia RS660 - B.art Racing Team	10	15:52.168	8.730	8.730	91.99	1:33.360	10	4	2
3	28	Alfie DAVIDSON	GBR	Aprilia RS660 - IN Competition / SENCAT Aprilia	10	15:52.170	8.732	0.002	91.99	1:33.222	10	9	6
4	25	Thomas STRUDWICK	GBR	Triumph Daytona 660 - TS Racing	10	15:52.196	8.758	0.026	91.99	1:33.486	10	6	2
5	76	Rhys STEPHENSON	GBR	Triumph Daytona 660 - Rocket Racing	10	15:52.729	9.291	0.533	91.94	1:33.462	8	7	2
6	74	Finn SMART-WEEDEN	GBR	Aprilia RS660 - Definitive Racing	10	16:10.633	27.195	17.904	90.24	1:35.006	10	16	10
7	34	Aaron SILVESTER	GBR	Triumph Daytona 660 - MIH Solutions / Macadam Racing Tri	10	16:13.574	30.136	2.941	89.97	1:35.806	10	8	1
8	8	Ash BARNES	GBR	Yamaha YZF-R7 - Raceways Yamaha	10	16:14.131	30.693	0.557	89.92	1:36.368	10	3	-5
9	20	Jack MUIR	GBR	Aprilia RS660 - Jack Muir Racing	10	16:21.110	37.672	6.979	89.28	1:36.258	8	23	14
10	12	Harry COOK	GBR	Triumph Daytona 660 - Cook Racing	10	16:22.088	38.650	0.978	89.19	1:35.635	10	13	3
11	55	Harrison DESSOY	GBR	Yamaha YZF-R7 - Rev2Race Yamaha	10	16:27.924	44.486	5.836	88.66	1:36.969	7	5	-6
12	11	Sean O'REILLY	GBR	Aprilia RS660 - Moto Muzzi Racing Aprilia	10	16:34.541	51.103	6.617	88.07	1:37.101	9	19	7
13	71	Maximus HARDY	GBR	Triumph Daytona 660 - Hardy Racing	10	16:37.361	53.923	2.820	87.83	1:37.917	8	21	8
14	13	Edoardo COLOMBI	ITA	Aprilia RS660 - Gradara Corse Asd	10	16:39.582	56.144	2.221	87.63	1:38.063	10	1	-13
15	61	Cameron HARRIS	GBR	Aprilia RS660 - Harris Racing / PW Gates	10	16:42.858	59.420	3.276	87.34	1:38.226	5	25	10
16	23	Joe ELLIS	GBR	Aprilia RS660 - JPR	10	17:03.268	1:19.830	20.410	85.60	1:40.115	10	15	-1
17	24	Scott CARSON	GBR	Triumph Daytona 660 - Team Cryosol	10	17:11.920	1:28.482	8.652	84.88	1:40.596	10	22	5
18	4	Jack SMITH	GBR	Aprilia RS660 - Woodland Racing	10	17:13.201	1:29.763	1.281	84.78	1:41.316	10	17	-1
19	26	Del DOWDS	GBR	Suzuki GSX8R - Powerslide Motorcycles by Sublime Suzuki	10	17:24.218	1:40.780	11.017	83.88	1:42.422	6	27	8
20	69	Joshua PROUDFOOT	GBR	Yamaha YZF-R7 - Rev2Race Yamaha	10	17:24.879	1:41.441	0.661	83.83	1:42.105	10	26	6
21	51	Rossi BANHAM	GBR	Yamaha YZF-R7 - RB Racing	10	17:26.368	1:42.930	1.489	83.71	1:43.211	3	11	-10
22	6	Jack KNIGHTS	GBR	Aprilia RS660 - BlueMotion Racing	10	17:26.460	1:43.022	0.092	83.70	1:42.785	9	24	2
23	85	Jayden MARTIN	AUS	Triumph Daytona 660 - MIH Solutions / Macadam Racing Tri	9	16:00.689	1 Lap	1 Lap	82.06	1:44.848	5	20	-3
24	66	Katie HAND	GBR	Triumph Daytona 660 - MIH Solutions / Macadam Racing Tri	9	16:07.229	1 Lap	6.540	81.50	1:45.831	9	30	6

NOT CLASSIFIED

NC	17	Zak SHELTON	GBR	Aprilia RS660 - XMT Racing	6	16:06.150	4 Laps	3 Laps	54.40				10
DNF	44	Sam GREEN	GBR	Aprilia RS660 - Bruce Racing	3	5:14.663	7 Laps	3 Laps	83.51	1:41.805	2	31	
DNF	67	Jacob STEPHENSON	GBR	Yamaha YZF-R7 - Rev2Race Yamaha	3	5:14.990	7 Laps	0.327	83.42	1:42.039	2	14	
DNF	89	Taylor MORETON	GBR	Suzuki GSX8R - Powerslide Motorcycles by Sublime Suzuki	3	5:16.941	7 Laps	1.951	82.91	1:43.716	3	18	
DNF	59	Robert VAREY	GBR	Yamaha YZF-R7 - Stanford Fastline	3	5:22.191	7 Laps	5.250	81.56	1:43.842	3	12	
DNF	56	Charlie ATKINS	GBR	Kawasaki Ninja 650 - Symcirrus Motorsport	2	3:23.972	8 Laps	1 Lap	85.89	1:38.672	2	28	

NOT STARTED

NS	10	Kieran KENT	GBR	Kawasaki Ninja 650 - Symcirrus Motorsport									29
----	----	-------------	-----	---	--	--	--	--	--	--	--	--	----

FASTEST LAP

28	Alfie DAVIDSON	GBR	Aprilia RS660 - IN Competition / SENCAT Aprilia	10	1:33.222			93.96 mph		151.22 kph			
----	----------------	-----	---	----	----------	--	--	-----------	--	------------	--	--	--

Weather / Track : Cloudy / Dry

These results are provisional until the conclusion of any judicial and technical matters.

Date: 12/10/2024 Start: 14:46 Finish: 15:01

Brands Hatch GP: 2.4332 miles

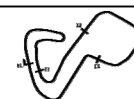
Race Director: Stuart Higgs

Stewards:

Timekeeper: Richard Evans

S. Higgs

R. EVANS



Digitally Approved at 15:15 Saturday, 12 October 2024

Digitally Approved at 15:14 Saturday, 12 October 2024

Results can be found at www.tsl-timing.com

Printed - 15:04 Saturday, 12 October 2024

MCRCB BULLETIN TK184

2024 Bennetts British Superbike Championship - Round 11

2024 Pirelli National Sportbike with Moneybarn Vehicle Finance

RACE 1 - LAP CHART

LAP 1 @ 14:47:55.781

NO	BEHIND	LAP TIME
----	--------	----------

47		1:39.922
8	1.526	1:41.448
25	1.720	1:41.642
28	1.922	1:41.844
68	2.013	1:41.935
76	2.336	1:42.258
34	2.812	1:42.734
56	5.378	1:45.300
17	5.607	1:45.529
13	5.900	1:45.822
74	6.286	1:46.208
55	6.617	1:46.539
51	8.365	1:48.287
20	8.424	1:48.346
12	8.452	1:48.374
89	9.540	1:49.462
61	9.630	1:49.552
67	9.886	1:49.808
11	10.083	1:50.005
23	10.105	1:50.027
44	10.503	1:50.425
4	10.771	1:50.693
71	11.012	1:50.934
24	11.671	1:51.593
6	13.342	1:53.264
85	13.709	1:53.631
69	13.845	1:53.767
26	14.115	1:54.037
59	14.260	1:54.182
66	14.939	1:54.861

LAP 2 @ 14:49:29.813

NO	BEHIND	LAP TIME
----	--------	----------

47		1:34.032
25	4.473	1:36.785
8	4.840	1:37.346
28	4.851	1:36.961
68	5.076	1:37.095
76	5.185	1:36.881
34	6.673	1:37.893
56	10.018	1:38.672
55	10.825	1:38.240
74	11.934	1:39.680
13	12.253	1:40.385
20	12.435	1:38.043
12	14.242	1:39.822
61	16.651	1:41.053
11	16.948	1:40.897
51	17.628	1:43.295
71	17.701	1:40.721
67	17.893	1:42.039
44	18.276	1:41.805
89	19.271	1:43.763
4	19.807	1:43.068
23	19.854	1:43.781
24	20.085	1:42.446
69	24.101	1:44.288
6	24.274	1:44.964
59	24.395	1:44.167
26	24.691	1:44.608
85	27.029	1:47.352
66	27.367	1:46.460

LAP 3 @ 14:51:03.207

NO	BEHIND	LAP TIME
----	--------	----------

47		1:33.394
25	6.136	1:35.057
28	6.216	1:34.759
68	6.402	1:34.720
76	7.192	1:35.401
8	8.387	1:36.941
34	10.672	1:37.393
74	15.427	1:36.887
55	16.027	1:38.596
20	16.642	1:37.601
13	18.498	1:39.639
12	18.566	1:37.718
61	22.191	1:38.934
71	22.395	1:38.088
11	22.410	1:38.856
44	27.315	1:42.433
51	27.445	1:43.211
67	27.642	1:43.143
23	28.030	1:41.570
4	28.544	1:42.131
89	29.593	1:43.716
24	29.678	1:42.987
59	34.843	1:43.842
6	35.071	1:44.191
69	35.224	1:44.517
26	35.593	1:44.296
85	40.313	1:46.678
66	40.992	1:47.019

LAP 4 @ 14:52:36.908

NO	BEHIND	LAP TIME
----	--------	----------

47		1:33.701
28	7.208	1:34.693
25	7.308	1:34.873
68	7.308	1:34.607
76	7.877	1:34.386
8	12.067	1:37.381
34	13.991	1:37.020
74	17.668	1:35.942
55	20.350	1:38.024
20	20.363	1:37.422
12	23.428	1:38.563
13	25.094	1:40.297
61	27.046	1:38.556
71	27.131	1:38.437
11	27.388	1:38.679
51	37.497	1:43.753
23	37.510	1:43.181
4	38.163	1:43.320
24	39.305	1:43.328
6	44.753	1:43.383
26	45.580	1:43.688
69	46.034	1:44.511
85	53.361	1:46.749
66	54.199	1:46.908

LAP 5 @ 14:54:10.663

NO	BEHIND	LAP TIME
----	--------	----------

47		1:33.755
25	8.164	1:34.611
28	8.206	1:34.753
68	8.306	1:34.753

76	8.581	1:34.459
8	15.284	1:36.972
34	16.840	1:36.604
74	19.643	1:35.730
20	23.333	1:36.725
55	24.195	1:37.600
12	26.493	1:36.820
13	31.077	1:39.738
61	31.517	1:38.226
71	31.543	1:38.167
11	31.858	1:38.225
23	44.630	1:40.875
51	47.961	1:44.219
24	48.064	1:42.514
4	48.121	1:43.713
26	54.499	1:42.674
6	54.896	1:43.898
69	56.272	1:43.993
85	1:04.454	1:44.848
66	1:06.714	1:46.270
17	3 Laps	7:36.669 P

LAP 6 @ 14:55:44.280

NO	BEHIND	LAP TIME
----	--------	----------

47		1:33.617
25	8.779	1:34.232
28	8.810	1:34.221
68	8.926	1:34.237
76	9.069	1:34.105
8	18.964	1:37.297
34	19.573	1:36.350
74	21.119	1:35.093
20	26.713	1:36.997
55	27.758	1:37.180
12	29.187	1:36.311
71	36.570	1:38.644
11	36.807	1:38.566
13	37.228	1:39.768
61	37.329	1:39.429
23	51.800	1:40.787
4	57.145	1:42.641
24	58.284	1:43.837
51	59.481	1:45.137
26	1:03.304	1:42.422
6	1:04.175	1:42.896
69	1:05.957	1:43.302
85	1:16.321	1:45.484
66	1:19.458	1:46.361

LAP 7 @ 14:57:17.569

NO	BEHIND	LAP TIME
----	--------	----------

47		1:33.289
25	9.418	1:33.928
28	9.467	1:33.946
68	9.537	1:33.900
76	10.557	1:34.777
17	4 Laps	1:55.294 D
34	22.809	1:36.525
8	22.832	1:37.157
74	23.029	1:35.199
20	30.175	1:36.751
55	31.438	1:36.969
12	31.701	1:35.803
71	41.351	1:38.070
11	41.375	1:37.857

13	43.163	1:39.224
61	43.298	1:39.258
23	59.342	1:40.831
4	1:06.265	1:42.409
24	1:06.334	1:41.339
51	1:11.367	1:45.175
26	1:12.676	1:42.661
6	1:14.625	1:43.739
69	1:15.441	1:42.773
85	1:28.373	1:45.341
66	1:32.118	1:45.949

LAP 8 @ 14:58:50.819

NO	BEHIND	LAP TIME
----	--------	----------

47		1:33.250
25	9.916	1:33.748
28	10.035	1:33.818
68	10.153	1:33.866
76	10.769	1:33.462
17	4 Laps	1:37.528 D
74	25.395	1:35.616
34	26.128	1:36.569
8	26.187	1:36.605
20	33.183	1:36.258
12	35.525	1:37.074
55	35.682	1:37.494
11	45.339	1:37.214
71	46.018	1:37.917
13	48.451	1:38.538
61	48.869	1:38.821
23	1:07.450	1:41.358
4	1:14.925	1:41.910
24	1:15.077	1:41.993
51	1:22.878	1:44.761
26	1:23.186	1:43.760
69	1:25.016	1:42.825
6	1:25.320	1:43.945

LAP 9 @ 15:00:24.994

NO	BEHIND	LAP TIME
----	--------	----------

47		1:34.175
85	1 Lap	1:45.058
25	9.575	1:33.834
68	9.673	1:33.695
28	9.813	1:33.953
76	10.075	1:33.481
66	1 Lap	1:47.570
17	4 Laps	1:35.774 D
74	26.492	1:35.272
8	28.628	1:36.616
34	28.633	1:36.680
20	35.478	1:36.470
12	37.318	1:35.968
55	39.444	1:37.937
11	48.265	1:37.101
71	49.934	1:38.091
13	52.384	1:38.108
61	53.814	1:39.120
23	1:14.018	1:40.743
24	1:22.189	1:41.287
4	1:22.750	1:42.000
26	1:32.257	1:43.246
69	1:33.639	1:42.798
51	1:33.723	1:45.020
6	1:33.930	1:42.785

LAP 10 @ 15:01:59.297

NO	BEHIND	LAP TIME
----	--------	----------

47		1:34.303
68	8.730	1:33.360
28	8.732	1:33.222
25	8.758	1:33.486
76	9.291	1:33.519
85	1 Lap	1:45.548
17	4 Laps	1:35.356 D
66	1 Lap	1:45.831
74	27.195	1:35.006
34	30.136	1:35.806
8	30.693	1:36.368
20	37.672	1:36.497
12	38.650	1:35.635
55	44.486	1:39.345
11	51.103	1:37.141
71	53.923	1:38.292
13	56.144	1:38.063
61	59.420	1:39.909
23	1:19.830	1:40.115
24	1:28.482	1:40.596
4	1:29.763	1:41.316
26	1:40.780	1:42.826
69	1:41.441	1:42.105
51	1:42.930	1:43.510
6	1:43.022	1:43.395

MCRCB BULLETIN TK185

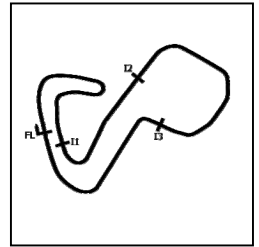
2024 Bennetts British Superbike Championship - Round 11

2024 Pirelli National Sportbike with Moneybarn Vehicle Finance

RACE 1 - POSITION CHART

No	Name	Lap												
		Pos	1	2	3	4	5	6	7	8	9	10		
13	COLOMBI	1	47	47	47	47	47	47	47	47	47	47	47	47
47	COOPER	2	8	25	25	28	25	25	25	25	25	25	68	
8	BARNES	3	25	8	28	25	28	28	28	28	28	68	28	
68	FLEERACKERS	4	28	28	68	68	68	68	68	68	28	25		
55	DESSOY	5	68	68	76	76	76	76	76	76	76	76	76	
25	STRUDWICK	6	76	76	8	8	8	8	34	74	74	74		
76	STEPHENSON	7	34	34	34	34	34	34	8	34	8	34		
34	SILVESTER	8	56	56	74	74	74	74	74	8	34	8		
28	DAVIDSON	9	17	55	55	55	20	20	20	20	20	20		
17	SHELTON	10	13	74	20	20	55	55	55	12	12	12		
51	BANHAM	11	74	13	13	12	12	12	12	55	55	55		
59	VAREY	12	55	20	12	13	13	71	71	11	11	11		
12	COOK	13	51	12	61	61	61	11	11	71	71	71		
67	STEPHENSON	14	20	61	71	71	71	13	13	13	13	13		
23	ELLIS	15	12	11	11	11	11	61	61	61	61	61		
74	SMART-WEEDEN	16	89	51	44	51	23	23	23	23	23	23		
4	SMITH	17	61	71	51	23	51	4	4	4	24	24		
89	MORETON	18	67	67	67	4	24	24	24	24	4	4		
11	O'REILLY	19	11	44	23	24	4	51	51	51	26	26		
85	MARTIN	20	23	89	4	6	26	26	26	26	69	69		
71	HARDY	21	44	4	89	26	6	6	6	69	51	51		
24	CARSON	22	4	23	24	69	69	69	69	6	6	6		
20	MUIR	23	71	24	59	85	85	85	85	85	85			
6	KNIGHTS	24	24	69	6	66	66	66	66	66	66			
61	HARRIS	25	6	6	69	17	17	17						
69	PROUDFOOT	26	85	59	26									
26	DOWDS	27	69	26	85									
56	ATKINS	28	26	85	66									
10	KENT	29	59	66	17									
66	HAND	30	66	17										
44	GREEN	31												

RACE 1 - SECTOR ANALYSIS



SECTOR 1 = FL to I1, SECTOR 2 = I1 to I2, SECTOR 3 = I2 to I3, SECTOR 4 = I3 to FL, DIFF = Difference To Personal Best Lap, P = Crossed Finish Line in Pit Lane, D = Time Disallowed

P1	47	Richard COOPER		Triumph Daytona 660 - PHR Performance Triumph								
IDEAL LAP TIME : 1:33.132		BEST LAP TIME : 1:33.250		DIFFERENCE : 0.118								
LAP	SECTOR 1	SECTOR 2		SECTOR 3		SECTOR 4		LAP TIME	MPH	DIFF	TIME OF DAY	
1 -		107.5	16.987	136.9	25.951	86.4	22.771	131.3	1:39.922	87.66	6.672	14:47:55.781
2 -	29.442	107.7	16.827	137.7	25.366	90.1	22.397	131.5	1:34.032	93.15	0.782	14:49:29.813
3 -	29.249	109.1	16.704	138.6	25.219	91.3	22.222	131.3	1:33.394 (3)	93.79	0.144	14:51:03.207
4 -	29.380	109.2	16.959	138.0	25.148	93.2	22.214	131.8	1:33.701	93.48	0.451	14:52:36.908
5 -	29.416	108.9	16.836	138.3	25.263	90.8	22.240	131.8	1:33.755	93.43	0.505	14:54:10.663
6 -	29.299	109.2	16.797	138.6	25.323	91.0	22.198	131.3	1:33.617	93.57	0.367	14:55:44.280
7 -	29.305	109.8	16.775	138.3	25.048	93.5	22.161	131.8	1:33.289 (2)	93.90	0.039	14:57:17.569
8 -	29.296	110.5	16.674	138.9	25.096	89.9	22.184	132.3	1:33.250 (1)	93.93		14:58:50.819
9 -	30.108	109.2	16.747	138.9	25.133	90.4	22.187	131.5	1:34.175	93.01	0.925	15:00:24.994
10 -	29.775	108.9	16.744	139.2	25.326	88.4	22.458	126.1	1:34.303	92.89	1.053	15:01:59.297

P2	68	Ferre FLEERACKERS		Aprilia RS660 - B.art Racing Team								
IDEAL LAP TIME : 1:33.012		BEST LAP TIME : 1:33.360		DIFFERENCE : 0.348								
LAP	SECTOR 1	SECTOR 2		SECTOR 3		SECTOR 4		LAP TIME	MPH	DIFF	TIME OF DAY	
1 -		106.0	17.374	140.1	26.174	85.1	22.581	132.1	1:41.935	85.93	8.575	14:47:57.794
2 -	30.729	108.9	16.838	135.0	26.640	87.0	22.888	133.4	1:37.095	90.21	3.735	14:49:34.889
3 -	30.178	110.5	16.443	140.1	25.727	88.6	22.372	133.9	1:34.720	92.48	1.360	14:51:09.609
4 -	29.908	111.1	16.771	139.8	25.436	89.7	22.492	133.9	1:34.607	92.59	1.247	14:52:44.216
5 -	30.015	110.0	16.851	141.8	25.598	85.5	22.289	133.6	1:34.753	92.44	1.393	14:54:18.969
6 -	29.712	113.3	16.801	138.3	25.501	87.0	22.223	134.7	1:34.237	92.95	0.877	14:55:53.206
7 -	29.489	112.5	16.883	133.4	25.456	90.6	22.072	133.6	1:33.900	93.28	0.540	14:57:27.106
8 -	29.832	112.4	16.861	140.9	25.072	92.8	22.101	133.9	1:33.866 (3)	93.32	0.506	14:59:00.972
9 -	29.425	112.2	16.882	142.4	25.309	93.2	22.079	132.6	1:33.695 (2)	93.49	0.335	15:00:34.667
10 -	29.473	110.0	16.583	136.1	25.174	89.3	22.130	132.3	1:33.360 (1)	93.82		15:02:08.027

P3	28	Alfie DAVIDSON		Aprilia RS660 - IN Competition / SENCAT Aprilia								
IDEAL LAP TIME : 1:33.088		BEST LAP TIME : 1:33.222		DIFFERENCE : 0.134								
LAP	SECTOR 1	SECTOR 2		SECTOR 3		SECTOR 4		LAP TIME	MPH	DIFF	TIME OF DAY	
1 -		108.7	17.150	139.2	26.119	82.5	22.929	132.1	1:41.844	86.01	8.622	14:47:57.703
2 -	30.361	110.3	17.207	137.5	26.737	88.3	22.656	130.3	1:36.961	90.34	3.739	14:49:34.664
3 -	29.866	107.3	16.933	140.9	25.575	87.0	22.385	133.1	1:34.759	92.44	1.537	14:51:09.423
4 -	29.902	109.6	16.807	138.6	25.454	88.5	22.530	131.0	1:34.693	92.50	1.471	14:52:44.116
5 -	29.959	112.2	16.867	141.2	25.618	86.3	22.309	133.1	1:34.753	92.44	1.531	14:54:18.869
6 -	29.747	111.8	16.782	139.8	25.415	85.3	22.277	132.3	1:34.221	92.97	0.999	14:55:53.090
7 -	29.796	114.7	16.621	140.9	25.354	89.2	22.175	133.1	1:33.946 (3)	93.24	0.724	14:57:27.036
8 -	29.764	111.8	16.871	139.5	24.975	90.8	22.208	133.1	1:33.818 (2)	93.37	0.596	14:59:00.854
9 -	29.407	113.7	17.033	136.6	25.403	88.4	22.110	133.4	1:33.953	93.23	0.731	15:00:34.807
10 -	29.388	112.0	16.615	140.3	25.006	92.3	22.213	129.8	1:33.222 (1)	93.96		15:02:08.029

P4	25	Thomas STRUDWICK		Triumph Daytona 660 - TS Racing								
IDEAL LAP TIME : 1:32.933		BEST LAP TIME : 1:33.486		DIFFERENCE : 0.553								
LAP	SECTOR 1	SECTOR 2		SECTOR 3		SECTOR 4		LAP TIME	MPH	DIFF	TIME OF DAY	
1 -		107.0	17.270	136.6	26.291	84.0	22.874	130.0	1:41.642	86.18	8.156	14:47:57.501
2 -	31.056	104.0	16.922	137.7	26.092	89.2	22.715	130.5	1:36.785	90.50	3.299	14:49:34.286
3 -	30.146	107.5	17.017	137.7	25.355	89.7	22.539	130.3	1:35.057	92.15	1.571	14:51:09.343
4 -	29.900	108.7	16.894	136.3	25.707	87.1	22.372	133.1	1:34.873	92.33	1.387	14:52:44.216
5 -	29.818	108.5	16.904	137.7	25.451	91.8	22.438	131.5	1:34.611	92.58	1.125	14:54:18.827
6 -	29.669	109.1	16.909	136.9	25.269	91.6	22.385	131.3	1:34.232	92.96	0.746	14:55:53.059
7 -	29.538	110.0	16.926	136.1	25.150	93.5	22.314	130.8	1:33.928	93.26	0.442	14:57:26.987
8 -	29.729	110.0	16.812	136.9	24.946	92.5	22.261	131.5	1:33.748 (2)	93.44	0.262	14:59:00.735
9 -	29.492	110.0	17.032	136.9	25.090	91.8	22.220	131.0	1:33.834 (3)	93.35	0.348	15:00:34.569
10 -	30.045	110.9	16.645	140.6	24.812	90.1	21.984	132.6	1:33.486 (1)	93.70		15:02:08.055

RACE 1 - SECTOR ANALYSIS



SECTOR 1 = FL to I1, SECTOR 2 = I1 to I2, SECTOR 3 = I2 to I3, SECTOR 4 = I3 to FL, DIFF = Difference To Personal Best Lap, P = Crossed Finish Line in Pit Lane, D = Time Disallowed

P5 76		Rhys STEPHENSON				Triumph Daytona 660 - Rocket Racing						
IDEAL LAP TIME : 1:33.153		BEST LAP TIME : 1:33.462				DIFFERENCE : 0.309						
LAP	SECTOR 1	SECTOR 2		SECTOR 3		SECTOR 4		LAP TIME	MPH	DIFF	TIME OF DAY	
1 -		104.3	17.233	135.0	26.988	83.0	22.559	132.1	1:42.258	85.66	8.796	14:47:58.117
2 -	30.508	106.1	17.084	141.2	26.725	85.1	22.564	134.2	1:36.881	90.41	3.419	14:49:34.998
3 -	30.672	109.8	16.900	139.8	25.494	88.3	22.335	131.8	1:35.401	91.82	1.939	14:51:10.399
4 -	29.740	110.5	16.801	140.1	25.562	87.4	22.283	130.5	1:34.386	92.80	0.924	14:52:44.785
5 -	30.012	109.8	16.822	138.9	25.477	84.5	22.148	133.1	1:34.459	92.73	0.997	14:54:19.244
6 -	29.751	112.2	16.687	141.8	25.583	86.3	22.084	135.8	1:34.105	93.08	0.643	14:55:53.349
7 -	29.914	108.4	16.882	136.6	25.827	89.5	22.154	131.5	1:34.777	92.42	1.315	14:57:28.126
8 -	29.498	107.7	16.692	140.1	25.164	89.0	22.108	131.8	1:33.462 (1)	93.72		14:59:01.588
9 -	29.499	112.2	16.546	141.5	25.304	87.6	22.132	133.4	1:33.481 (2)	93.70	0.019	15:00:35.069
10 -	29.649	107.8	16.761	141.5	25.026	90.0	22.083	134.2	1:33.519 (3)	93.66	0.057	15:02:08.588

P6 74		Finn SMART-WEEDEN				Aprilia RS660 - Definitive Racing						
IDEAL LAP TIME : 1:34.692		BEST LAP TIME : 1:35.006				DIFFERENCE : 0.314						
LAP	SECTOR 1	SECTOR 2		SECTOR 3		SECTOR 4		LAP TIME	MPH	DIFF	TIME OF DAY	
1 -		97.8	17.988	131.8	27.061	77.5	23.445	131.8	1:46.208	82.47	11.202	14:48:02.067
2 -	31.484	99.4	17.421	122.6	27.157	76.1	23.618	131.0	1:39.680	87.87	4.674	14:49:41.747
3 -	30.934	105.3	17.079	136.1	25.986	83.7	22.888	130.5	1:36.887	90.41	1.881	14:51:18.634
4 -	30.259	107.8	16.978	136.9	25.833	85.9	22.872	131.5	1:35.942	91.30	0.936	14:52:54.576
5 -	30.264	108.5	17.087	136.9	25.725	85.8	22.654	131.3	1:35.730	91.50	0.724	14:54:30.306
6 -	30.056	107.7	16.943	134.4	25.584	84.7	22.510	131.8	1:35.093 (2)	92.11	0.087	14:56:05.399
7 -	30.165	108.2	16.835	138.3	25.545	86.5	22.654	131.5	1:35.199 (3)	92.01	0.193	14:57:40.598
8 -	30.735	103.7	16.900	138.3	25.439	88.3	22.542	131.0	1:35.616	91.61	0.610	14:59:16.214
9 -	30.099	107.2	16.940	135.8	25.661	88.7	22.572	131.0	1:35.272	91.94	0.266	15:00:51.486
10 -	29.908	108.4	16.875	135.8	25.617	85.7	22.606	125.2	1:35.006 (1)	92.20		15:02:26.492

P7 34		Aaron SILVESTER				Triumph Daytona 660 - MIH Solutions / Macadam Racing Triumph						
IDEAL LAP TIME : 1:35.740		BEST LAP TIME : 1:35.806				DIFFERENCE : 0.066						
LAP	SECTOR 1	SECTOR 2		SECTOR 3		SECTOR 4		LAP TIME	MPH	DIFF	TIME OF DAY	
1 -		106.0	17.257	140.3	26.608	80.1	22.876	129.5	1:42.734	85.26	6.928	14:47:58.593
2 -	31.089	105.0	17.121	136.6	26.653	84.4	23.030	129.3	1:37.893	89.48	2.087	14:49:36.486
3 -	30.993	104.8	17.063	135.8	26.318	86.4	23.019	127.8	1:37.393	89.94	1.587	14:51:13.879
4 -	30.745	105.5	17.119	134.4	26.279	87.9	22.877	128.8	1:37.020	90.28	1.214	14:52:50.899
5 -	30.730	105.1	17.103	135.0	25.935	86.4	22.836	128.8	1:36.604	90.67	0.798	14:54:27.503
6 -	30.588	106.5	17.078	134.7	25.978	87.6	22.706	128.0	1:36.350 (2)	90.91	0.544	14:56:03.853
7 -	30.550	105.6	17.063	135.0	26.194	87.0	22.718	127.8	1:36.525 (3)	90.75	0.719	14:57:40.378
8 -	30.640	106.3	17.277	133.1	25.959	85.5	22.693	128.8	1:36.569	90.71	0.763	14:59:16.947
9 -	30.593	106.3	16.992	135.2	26.368	85.1	22.727	128.0	1:36.680	90.60	0.874	15:00:53.627
10 -	30.352	106.8	17.058	135.0	25.746	87.3	22.650	128.8	1:35.806 (1)	91.43		15:02:29.433

P8 8		Ash BARNES				Yamaha YZF-R7 - Raceways Yamaha						
IDEAL LAP TIME : 1:36.159		BEST LAP TIME : 1:36.368				DIFFERENCE : 0.209						
LAP	SECTOR 1	SECTOR 2		SECTOR 3		SECTOR 4		LAP TIME	MPH	DIFF	TIME OF DAY	
1 -		108.2	17.261	136.9	26.013	88.3	22.797	126.3	1:41.448	86.34	5.080	14:47:57.307
2 -	30.957	108.2	17.010	137.2	26.454	86.5	22.925	129.0	1:37.346	89.98	0.978	14:49:34.653
3 -	30.985	107.7	16.983	136.9	26.056	84.2	22.917	128.0	1:36.941	90.36	0.573	14:51:11.594
4 -	31.134	107.0	17.088	135.5	26.333	86.1	22.826	127.8	1:37.381	89.95	1.013	14:52:48.975
5 -	30.916	105.6	17.075	134.4	26.120	88.4	22.861	126.8	1:36.972	90.33	0.604	14:54:25.947
6 -	30.951	106.3	17.158	134.4	26.256	87.6	22.932	127.0	1:37.297	90.03	0.929	14:56:03.244
7 -	30.868	106.5	17.105	134.4	26.230	87.7	22.954	126.8	1:37.157	90.16	0.789	14:57:40.401
8 -	30.802	106.6	17.098	132.3	26.053	82.8	22.652	132.8	1:36.605 (2)	90.67	0.237	14:59:17.006
9 -	30.611	108.2	16.905	137.7	26.201	88.1	22.899	127.0	1:36.616 (3)	90.66	0.248	15:00:53.622
10 -	30.589	106.1	16.932	132.8	26.082	87.8	22.765	128.5	1:36.368 (1)	90.89		15:02:29.990

RACE 1 - SECTOR ANALYSIS



SECTOR 1 = FL to I1, SECTOR 2 = I1 to I2 SECTOR 3 = I2 to I3, SECTOR 4 = I3 to FL, DIFF = Difference To Personal Best Lap, P = Crossed Finish Line in Pit Lane, D = Time Disallowed

P9 20		Jack MUIR				Aprilia RS660 - Jack Muir Racing						
IDEAL LAP TIME : 1:36.122		BEST LAP TIME : 1:36.258				DIFFERENCE : 0.136						
LAP	SECTOR 1	SECTOR 2		SECTOR 3		SECTOR 4		LAP TIME	MPH	DIFF	TIME OF DAY	
1 -	98.2	17.973	133.1	28.219	74.9	24.000	128.8	1:48.346	80.85	12.088	14:48:04.205	
2 -	30.903	103.2	17.436	135.8	26.496	79.6	23.208	131.3	1:38.043	89.34	1.785	14:49:42.248
3 -	30.832	104.8	17.271	136.3	26.579	81.0	22.919	130.0	1:37.601	89.75	1.343	14:51:19.849
4 -	30.606	101.0	17.351	135.2	26.454	79.6	23.011	129.5	1:37.422	89.91	1.164	14:52:57.271
5 -	30.335	103.7	17.038	136.1	26.308	82.4	23.044	128.3	1:36.725	90.56	0.467	14:54:33.996
6 -	30.356	102.6	17.259	134.7	26.248	81.1	23.134	128.3	1:36.997	90.31	0.739	14:56:10.993
7 -	30.288	103.4	17.303	134.7	26.191	83.1	22.969	127.3	1:36.751	90.54	0.493	14:57:47.744
8 -	30.104	105.0	17.149	134.4	26.130	84.5	22.875	128.0	1:36.258 (1)	91.00		14:59:24.002
9 -	30.284	104.5	17.083	135.5	26.253	84.6	22.850	128.0	1:36.470 (2)	90.80	0.212	15:01:00.472
10 -	30.311	102.9	17.120	135.0	26.156	82.5	22.910	128.5	1:36.497 (3)	90.77	0.239	15:02:36.969

P10 12		Harry COOK				Triumph Daytona 660 - Cook Racing						
IDEAL LAP TIME : 1:35.500		BEST LAP TIME : 1:35.635				DIFFERENCE : 0.135						
LAP	SECTOR 1	SECTOR 2		SECTOR 3		SECTOR 4		LAP TIME	MPH	DIFF	TIME OF DAY	
1 -	94.6	17.866	123.3	28.724	74.6	23.818	127.3	1:48.374	80.82	12.739	14:48:04.233	
2 -	32.272	98.2	17.481	135.8	26.900	83.7	23.169	130.8	1:39.822	87.75	4.187	14:49:44.055
3 -	30.923	100.4	17.295	136.9	26.577	83.5	22.923	129.5	1:37.718	89.64	2.083	14:51:21.773
4 -	31.551	93.9	17.447	129.8	26.796	86.9	22.769	130.8	1:38.563	88.87	2.928	14:53:00.336
5 -	30.269	102.4	17.210	137.2	26.589	87.3	22.752	130.3	1:36.820	90.47	1.185	14:54:37.156
6 -	30.281	104.0	17.132	136.9	26.230	89.4	22.668	131.5	1:36.311	90.95	0.676	14:56:13.467
7 -	29.989	104.2	17.074	136.6	26.091	89.0	22.649	131.3	1:35.803 (2)	91.43	0.168	14:57:49.270
8 -	30.933	101.0	16.922	137.2	26.282	93.2	22.937	130.8	1:37.074	90.23	1.439	14:59:26.344
9 -	30.099	104.0	17.012	137.2	26.114	90.0	22.743	130.3	1:35.968 (3)	91.27	0.333	15:01:02.312
10 -	30.034	103.8	17.012	136.9	26.037	90.0	22.552	129.0	1:35.635 (1)	91.59		15:02:37.947

P11 55		Harrison DESOY				Yamaha YZF-R7 - Rev2Race Yamaha						
IDEAL LAP TIME : 1:36.895		BEST LAP TIME : 1:36.969				DIFFERENCE : 0.074						
LAP	SECTOR 1	SECTOR 2		SECTOR 3		SECTOR 4		LAP TIME	MPH	DIFF	TIME OF DAY	
1 -	101.0	17.693	139.8	27.083	83.9	23.338	131.5	1:46.539	82.22	9.570	14:48:02.398	
2 -	30.930	101.2	17.477	136.1	26.445	85.8	23.388	128.5	1:38.240	89.16	1.271	14:49:40.638
3 -	31.389	101.8	17.825	132.8	26.305	86.3	23.077	128.8	1:38.596	88.84	1.627	14:51:19.234
4 -	31.073	105.1	17.281	135.0	26.373	89.2	23.297	128.0	1:38.024	89.36	1.055	14:52:57.258
5 -	31.037	102.4	17.289	136.1	26.315	87.2	22.959	128.8	1:37.600	89.75	0.631	14:54:34.858
6 -	30.891	104.2	17.320	135.8	26.088	88.8	22.881	129.3	1:37.180 (2)	90.14	0.211	14:56:12.038
7 -	30.818	103.2	17.120	136.3	26.076	89.0	22.955	128.0	1:36.969 (1)	90.33		14:57:49.007
8 -	30.857	105.1	17.303	134.4	26.311	88.1	23.023	130.5	1:37.494 (3)	89.85	0.525	14:59:26.501
9 -	30.882	101.6	17.487	134.7	26.380	87.0	23.188	128.3	1:37.937	89.44	0.968	15:01:04.438
10 -	31.269	102.9	17.373	133.1	26.855	82.2	23.848	122.9	1:39.345	88.17	2.376	15:02:43.783

P12 11		Sean O'REILLY				Aprilia RS660 - Moto Muzzi Racing Aprilia						
IDEAL LAP TIME : 1:36.732		BEST LAP TIME : 1:37.101				DIFFERENCE : 0.369						
LAP	SECTOR 1	SECTOR 2		SECTOR 3		SECTOR 4		LAP TIME	MPH	DIFF	TIME OF DAY	
1 -	102.1	18.234	134.2	28.189	78.5	24.339	129.8	1:50.005	79.63	12.904	14:48:05.864	
2 -	31.435	104.8	17.768	135.2	27.558	89.3	24.136	125.6	1:40.897	86.81	3.796	14:49:46.761
3 -	30.964	105.0	17.588	132.8	26.869	87.9	23.435	125.2	1:38.856	88.61	1.755	14:51:25.617
4 -	30.896	107.0	17.632	131.8	26.781	85.7	23.370	127.8	1:38.679	88.77	1.578	14:53:04.296
5 -	30.989	104.5	17.550	134.2	26.377	86.5	23.309	126.6	1:38.225	89.18	1.124	14:54:42.521
6 -	31.074	106.0	17.405	134.2	26.814	83.7	23.273	125.9	1:38.566	88.87	1.465	14:56:21.087
7 -	30.907	102.2	17.424	129.8	26.278	90.0	23.248	124.5	1:37.857	89.51	0.756	14:57:58.944
8 -	30.649	106.1	17.310	129.8	26.166	90.6	23.089	125.2	1:37.214 (3)	90.10	0.113	14:59:36.158
9 -	30.292	104.0	17.429	129.5	26.072	92.6	23.308	125.2	1:37.101 (1)	90.21		15:01:13.259
10 -	30.512	104.8	17.414	129.5	26.157	89.7	23.058	125.4	1:37.141 (2)	90.17	0.040	15:02:50.400

RACE 1 - SECTOR ANALYSIS



SECTOR 1 = FL to I1, SECTOR 2 = I1 to I2, SECTOR 3 = I2 to I3, SECTOR 4 = I3 to FL, DIFF = Difference To Personal Best Lap, P = Crossed Finish Line in Pit Lane, D = Time Disallowed

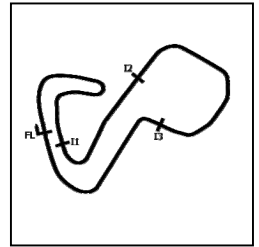
P13 71		Maximus HARDY				Triumph Daytona 660 - Hardy Racing					
IDEAL LAP TIME : 1:37.455		BEST LAP TIME : 1:37.917				DIFFERENCE : 0.462					
LAP	SECTOR 1	SECTOR 2		SECTOR 3		SECTOR 4		LAP TIME	MPH	DIFF	TIME OF DAY
1 -	92.9	18.276	135.0	27.759	74.6	24.143	130.8	1:50.934	78.96	13.017	14:48:06.793
2 -	32.124 99.1	17.544	135.5	27.402	80.0	23.651	130.5	1:40.721	86.97	2.804	14:49:47.514
3 -	30.991 100.4	17.518	137.2	26.586	81.9	22.993	130.5	1:38.088 (3)	89.30	0.171	14:51:25.602
4 -	31.508 101.3	17.383	138.6	26.241	84.2	23.305	131.8	1:38.437	88.98	0.520	14:53:04.039
5 -	31.124 98.1	17.325	138.9	26.512	83.7	23.206	130.0	1:38.167	89.23	0.250	14:54:42.206
6 -	31.035 99.5	17.518	137.2	26.864	84.9	23.227	129.0	1:38.644	88.80	0.727	14:56:20.850
7 -	31.359 100.9	17.269	134.7	26.452	81.9	22.990	128.8	1:38.070 (2)	89.32	0.153	14:57:58.920
8 -	30.955	101.9	17.397	135.0	26.316	83.8	23.249	129.3	1:37.917 (1)	89.46	14:59:36.837
9 -	30.986 101.5	17.488	135.0	26.423	81.2	23.194	128.8	1:38.091	89.30	0.174	15:01:14.928
10 -	31.033 102.7	17.431	135.8	26.649	81.7	23.179	128.5	1:38.292	89.12	0.375	15:02:53.220

P14 13		Edoardo COLOMBI				Aprilia RS660 - Gradara Corse Asd					
IDEAL LAP TIME : 1:37.815		BEST LAP TIME : 1:38.063				DIFFERENCE : 0.248					
LAP	SECTOR 1	SECTOR 2		SECTOR 3		SECTOR 4		LAP TIME	MPH	DIFF	TIME OF DAY
1 -	101.2	17.754	137.7	27.432	79.7	24.187	130.8	1:45.822	82.77	7.759	14:48:01.681
2 -	31.541 104.6	17.617	133.1	27.161	79.9	24.066	131.5	1:40.385	87.26	2.322	14:49:42.066
3 -	31.302 106.8	17.458	134.7	26.958	81.7	23.921	130.3	1:39.639	87.91	1.576	14:51:21.705
4 -	31.398 107.0	17.635	135.0	27.294	82.1	23.970	129.5	1:40.297	87.33	2.234	14:53:02.002
5 -	31.435 108.4	17.517	136.1	26.982	84.3	23.804	129.0	1:39.738	87.82	1.675	14:54:41.740
6 -	31.305 108.4	17.512	134.7	27.032	84.4	23.919	131.0	1:39.768	87.80	1.705	14:56:21.508
7 -	31.074 107.3	17.588	136.6	26.872	83.8	23.690	130.3	1:39.224	88.28	1.161	14:58:00.732
8 -	31.093 108.7	17.527	135.0	26.579	84.4	23.339	130.3	1:38.538 (3)	88.89	0.475	14:59:39.270
9 -	30.858 108.2	17.348	136.3	26.401	83.5	23.501	130.0	1:38.108 (2)	89.28	0.045	15:01:17.378
10 -	30.817	107.2	17.401	136.3	26.311	85.5	23.534	129.0	1:38.063 (1)	89.32	15:02:55.441

P15 61		Cameron HARRIS				Aprilia RS660 - Harris Racing / PW Gates						
IDEAL LAP TIME : 1:38.167		BEST LAP TIME : 1:38.226				DIFFERENCE : 0.059						
LAP	SECTOR 1	SECTOR 2		SECTOR 3		SECTOR 4		LAP TIME	MPH	DIFF	TIME OF DAY	
1 -	98.9	17.647	132.8	28.457	80.2	24.234	128.5	1:49.552	79.96	11.326	14:48:05.411	
2 -	31.552 100.3	17.955	134.7	27.683	84.5	23.863	127.8	1:41.053	86.68	2.827	14:49:46.464	
3 -	30.988 101.0	17.550	134.4	26.855	84.7	23.541	126.1	1:38.934	88.54	0.708	14:51:25.398	
4 -	30.947	103.7	17.554	134.7	26.722	86.4	23.333	127.5	1:38.556 (2)	88.88	0.330	14:53:03.954
5 -	31.006 103.8	17.364	135.2	26.551	88.8	23.305	128.5	1:38.226 (1)	89.18		14:54:42.180	
6 -	31.535 97.1	17.696	135.8	26.652	84.5	23.546	130.3	1:39.429	88.10	1.203	14:56:21.609	
7 -	31.291 103.2	17.454	134.7	27.000	88.5	23.513	127.5	1:39.258	88.25	1.032	14:58:00.867	
8 -	31.186 104.0	17.520	133.1	26.615	87.2	23.500	128.5	1:38.821 (3)	88.64	0.595	14:59:39.688	
9 -	31.353 93.9	17.608	134.2	26.607	86.2	23.552	127.8	1:39.120	88.37	0.894	15:01:18.808	
10 -	31.258 101.2	17.660	133.6	27.212	84.5	23.779	126.1	1:39.909	87.67	1.683	15:02:58.717	

P16 23		Joe ELLIS				Aprilia RS660 - JPR					
IDEAL LAP TIME : 1:40.017		BEST LAP TIME : 1:40.115				DIFFERENCE : 0.098					
LAP	SECTOR 1	SECTOR 2		SECTOR 3		SECTOR 4		LAP TIME	MPH	DIFF	TIME OF DAY
1 -	95.7	18.355	132.8	28.702	70.7	24.602	130.5	1:50.027	79.61	9.912	14:48:05.886
2 -	33.735 97.9	18.272	134.7	27.884	74.4	23.890	130.8	1:43.781	84.40	3.666	14:49:49.667
3 -	32.714 92.0	17.908	135.8	27.502	80.7	23.446	131.0	1:41.570	86.24	1.455	14:51:31.237
4 -	32.921 96.4	18.022	126.8	27.905	78.7	24.333	125.2	1:43.181	84.89	3.066	14:53:14.418
5 -	31.793 101.2	17.803	132.1	27.439	77.6	23.840	127.0	1:40.875	86.83	0.760	14:54:55.293
6 -	31.924 103.5	17.810	132.3	27.321	79.0	23.732	127.0	1:40.787 (3)	86.91	0.672	14:56:36.080
7 -	31.897 102.2	17.932	131.8	27.323	81.1	23.679	126.6	1:40.831	86.87	0.716	14:58:16.911
8 -	32.005 101.9	17.880	132.1	27.595	80.0	23.878	126.3	1:41.358	86.42	1.243	14:59:58.269
9 -	32.020 101.6	17.828	131.8	27.265	79.6	23.630	126.3	1:40.743 (2)	86.95	0.628	15:01:39.012
10 -	31.671	101.6	17.708	132.6	27.192	81.0	23.544	127.0	1:40.115 (1)	87.49	15:03:19.127

RACE 1 - SECTOR ANALYSIS



SECTOR 1 = FL to I1, SECTOR 2 = I1 to I2 SECTOR 3 = I2 to I3, SECTOR 4 = I3 to FL, DIFF = Difference To Personal Best Lap, P = Crossed Finish Line in Pit Lane, D = Time Disallowed

P17 24		Scott CARSON		Triumph Daytona 660 - Team Cryosol								
IDEAL LAP TIME : 1:40.215		BEST LAP TIME : 1:40.596		DIFFERENCE : 0.381								
LAP	SECTOR 1	SECTOR 2	SECTOR 3	SECTOR 4	LAP TIME	MPH	DIFF	TIME OF DAY				
1 -	95.7	18.371	133.9	28.235	74.6	24.364	129.3	1:51.593	78.49	10.997	14:48:07.452	
2 -	32.529	97.8	17.939	130.0	28.006	75.9	23.972	130.0	1:42.446	85.50	1.850	14:49:49.898
3 -	32.768	96.4	17.958	128.8	27.988	75.3	24.273	129.8	1:42.987	85.05	2.391	14:51:32.885
4 -	32.959	101.9	17.694	132.3	28.227	75.3	24.448	128.3	1:43.328	84.77	2.732	14:53:16.213
5 -	32.275	98.1	17.909	134.7	28.074	74.6	24.256	128.3	1:42.514	85.45	1.918	14:54:58.727
6 -	33.470	95.5	18.183	135.0	28.163	76.5	24.021	127.8	1:43.837	84.36	3.241	14:56:42.564
7 -	31.905	101.6	17.909	133.6	27.597	76.4	23.928	125.9	1:41.339 (3)	86.44	0.743	14:58:23.903
8 -	32.111	98.1	17.969	136.6	28.043	76.1	23.870	129.5	1:41.993	85.88	1.397	15:00:05.896
9 -	32.035	102.6	18.091	135.5	27.555	81.9	23.606	126.8	1:41.287 (2)	86.48	0.691	15:01:47.183
10 -	31.719	102.6	17.870	133.4	27.196	79.4	23.811	126.3	1:40.596 (1)	87.07		15:03:27.779

P18 4		Jack SMITH		Aprilia RS660 - Woodland Racing								
IDEAL LAP TIME : 1:41.212		BEST LAP TIME : 1:41.316		DIFFERENCE : 0.104								
LAP	SECTOR 1	SECTOR 2	SECTOR 3	SECTOR 4	LAP TIME	MPH	DIFF	TIME OF DAY				
1 -	97.5	18.347	130.5	28.543	75.0	24.183	131.0	1:50.693	79.13	9.377	14:48:06.552	
2 -	33.070	103.0	18.074	134.4	27.913	78.4	24.011	130.0	1:43.068	84.99	1.752	14:49:49.620
3 -	32.394	98.9	18.147	132.6	27.858	80.1	23.732	130.0	1:42.131	85.77	0.815	14:51:31.751
4 -	32.754	98.6	18.110	134.4	28.206	78.1	24.250	128.3	1:43.320	84.78	2.004	14:53:15.071
5 -	32.891	100.4	18.081	134.4	28.250	79.2	24.491	125.6	1:43.713	84.46	2.397	14:54:58.784
6 -	32.543	100.4	18.127	133.4	27.963	79.4	24.008	127.0	1:42.641	85.34	1.325	14:56:41.425
7 -	32.031	98.9	18.150	132.8	28.126	80.2	24.102	127.3	1:42.409	85.53	1.093	14:58:23.834
8 -	32.030	100.9	18.090	133.9	27.952	81.9	23.838	127.0	1:41.910 (2)	85.95	0.594	15:00:05.744
9 -	32.100	100.6	18.134	133.6	28.040	82.9	23.726	128.5	1:42.000 (3)	85.88	0.684	15:01:47.744
10 -	31.915	101.8	17.826	135.0	27.745	81.3	23.830	126.8	1:41.316 (1)	86.46		15:03:29.060

P19 26		Del DOWDS		Suzuki GSX8R - Powerslide Motorcycles by Sublime Suzuki								
IDEAL LAP TIME : 1:42.020		BEST LAP TIME : 1:42.422		DIFFERENCE : 0.402								
LAP	SECTOR 1	SECTOR 2	SECTOR 3	SECTOR 4	LAP TIME	MPH	DIFF	TIME OF DAY				
1 -	96.6	18.301	123.1	29.354	71.2	25.226	124.0	1:54.037	76.81	11.615	14:48:09.896	
2 -	32.834	94.2	18.323	129.5	28.731	72.0	24.720	126.3	1:44.608	83.73	2.186	14:49:54.504
3 -	32.905	93.0	18.529	120.0	28.115	71.6	24.747	125.9	1:44.296	83.99	1.874	14:51:38.800
4 -	32.771	93.8	18.157	127.0	28.170	80.0	24.590	124.5	1:43.688	84.48	1.266	14:53:22.488
5 -	32.067	99.7	18.150	129.0	28.237	80.9	24.220	124.0	1:42.674 (3)	85.31	0.252	14:55:05.162
6 -	32.200	97.9	18.285	127.3	27.748	84.0	24.189	124.5	1:42.422 (1)	85.52		14:56:47.584
7 -	32.193	99.2	18.142	127.8	28.002	82.3	24.324	124.0	1:42.661 (2)	85.32	0.239	14:58:30.245
8 -	32.303	96.8	18.176	127.3	28.446	71.8	24.835	124.2	1:43.760	84.42	1.338	15:00:14.005
9 -	32.851	96.9	18.150	127.5	27.796	81.6	24.449	123.5	1:43.246	84.84	0.824	15:01:57.251
10 -	32.157	100.3	18.016	126.3	28.098	77.4	24.555	122.6	1:42.826	85.19	0.404	15:03:40.077

P20 69		Joshua PROUDFOOT		Yamaha YZF-R7 - Rev2Race Yamaha								
IDEAL LAP TIME : 1:42.105		BEST LAP TIME : 1:42.105		DIFFERENCE : 0.000								
LAP	SECTOR 1	SECTOR 2	SECTOR 3	SECTOR 4	LAP TIME	MPH	DIFF	TIME OF DAY				
1 -	93.8	18.560	132.3	28.664	73.7	25.200	128.8	1:53.767	76.99	11.662	14:48:09.626	
2 -	32.815	96.6	18.293	131.8	28.222	79.5	24.958	124.5	1:44.288	83.99	2.183	14:49:53.914
3 -	32.929	93.4	18.348	132.6	28.493	71.2	24.747	128.3	1:44.517	83.81	2.412	14:51:38.431
4 -	32.905	100.7	18.164	133.1	28.397	76.5	25.045	126.1	1:44.511	83.81	2.406	14:53:22.942
5 -	32.791	97.9	18.278	130.3	28.447	76.6	24.477	125.2	1:43.993	84.23	1.888	14:55:06.935
6 -	32.565	97.2	18.260	131.5	28.161	80.3	24.316	125.2	1:43.302	84.79	1.197	14:56:50.237
7 -	32.410	100.1	18.063	131.0	28.058	80.7	24.242	126.1	1:42.773 (2)	85.23	0.668	14:58:33.010
8 -	32.215	100.3	18.330	133.4	28.012	80.1	24.268	124.5	1:42.825	85.19	0.720	15:00:15.835
9 -	32.219	102.4	17.957	132.3	28.036	76.8	24.586	125.2	1:42.798 (3)	85.21	0.693	15:01:58.633
10 -	32.205	100.6	17.942	131.0	27.749	80.4	24.209	124.9	1:42.105 (1)	85.79		15:03:40.738

MCRCB BULLETIN TK186

2024 Bennetts British Superbike Championship - Round 11

2024 Pirelli National Sportbike with Moneybarn Vehicle Finance

RACE 1 - SECTOR ANALYSIS



SECTOR 1 = FL to I1, SECTOR 2 = I1 to I2, SECTOR 3 = I2 to I3, SECTOR 4 = I3 to FL, DIFF = Difference To Personal Best Lap, P = Crossed Finish Line in Pit Lane, D = Time Disallowed

P21 51		Rossi BANHAM				Yamaha YZF-R7 - RB Racing						
IDEAL LAP TIME : 1:42.669		BEST LAP TIME : 1:43.211				DIFFERENCE : 0.542						
LAP	SECTOR 1	SECTOR 2		SECTOR 3		SECTOR 4		LAP TIME	MPH	DIFF	TIME OF DAY	
1 -	96.0	18.163	133.4	28.077	77.6	24.457	129.3	1:48.287	80.89	5.076	14:48:04.146	
2 -	32.593	95.3	18.080	132.1	28.227	80.7	24.395	130.0	1:43.295 (2)	84.80	0.084	14:49:47.441
3 -	33.022	94.2	17.838	133.6	28.088	78.3	24.263	129.3	1:43.211 (1)	84.87		14:51:30.652
4 -	33.116	102.1	18.162	135.0	27.975	83.1	24.500	125.6	1:43.753	84.42	0.542	14:53:14.405
5 -	33.111	100.1	18.168	134.7	28.258	81.1	24.682	127.5	1:44.219	84.05	1.008	14:54:58.624
6 -	33.406	97.3	18.266	133.1	28.741	77.5	24.724	128.3	1:45.137	83.31	1.926	14:56:43.761
7 -	33.303	97.1	18.307	132.3	28.607	76.6	24.958	127.0	1:45.175	83.28	1.964	14:58:28.936
8 -	33.318	98.9	18.076	133.1	28.626	76.5	24.741	126.6	1:44.761	83.61	1.550	15:00:13.697
9 -	33.650	100.4	18.011	131.3	28.529	78.4	24.830	125.9	1:45.020	83.41	1.809	15:01:58.717
10 -	33.004	98.9	18.071	133.1	28.053	80.5	24.382	128.5	1:43.510 (3)	84.62	0.299	15:03:42.227

P22 6		Jack KNIGHTS				Aprilia RS660 - BlueMotion Racing						
IDEAL LAP TIME : 1:42.559		BEST LAP TIME : 1:42.785				DIFFERENCE : 0.226						
LAP	SECTOR 1	SECTOR 2		SECTOR 3		SECTOR 4		LAP TIME	MPH	DIFF	TIME OF DAY	
1 -	98.8	18.436	125.4	28.975	76.6	25.014	127.0	1:53.264	77.33	10.479	14:48:09.123	
2 -	33.286	100.6	18.105	128.8	28.802	75.6	24.771	127.5	1:44.964	83.45	2.179	14:49:54.087
3 -	32.712	98.6	18.289	127.8	28.478	73.4	24.712	128.3	1:44.191	84.07	1.406	14:51:38.278
4 -	32.582	101.3	17.884	128.0	28.323	77.6	24.594	125.6	1:43.383 (3)	84.73	0.598	14:53:21.661
5 -	32.572	96.1	18.128	130.3	28.589	79.6	24.609	126.6	1:43.898	84.31	1.113	14:55:05.559
6 -	32.387	97.9	18.032	128.8	28.236	80.6	24.241	127.3	1:42.896 (2)	85.13	0.111	14:56:48.455
7 -	32.676	97.5	18.108	130.0	28.441	78.9	24.514	125.4	1:43.739	84.44	0.954	14:58:32.194
8 -	32.826	100.4	18.317	132.1	28.486	78.6	24.316	127.3	1:43.945	84.27	1.160	15:00:16.139
9 -	32.402	95.7	18.027	131.8	28.072	79.5	24.284	128.8	1:42.785 (1)	85.22		15:01:58.924
10 -	33.079	94.2	18.028	131.3	28.047	80.8	24.241	129.0	1:43.395	84.72	0.610	15:03:42.319

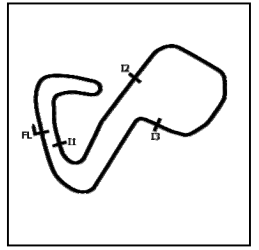
P23 85		Jayden MARTIN				Triumph Daytona 660 - MIH Solutions / Macadam Racing Triumf						
IDEAL LAP TIME : 1:44.727		BEST LAP TIME : 1:44.848				DIFFERENCE : 0.121						
LAP	SECTOR 1	SECTOR 2		SECTOR 3		SECTOR 4		LAP TIME	MPH	DIFF	TIME OF DAY	
1 -	92.9	18.672	126.1	29.251	71.3	25.399	127.0	1:53.631	77.09	8.783	14:48:09.490	
2 -	34.111	90.8	18.709	133.6	29.108	73.9	25.424	124.9	1:47.352	81.59	2.504	14:49:56.842
3 -	33.959	93.9	18.529	132.1	29.094	76.1	25.096	124.9	1:46.678	82.11	1.830	14:51:43.520
4 -	34.044	93.4	18.504	132.6	29.046	73.9	25.155	124.2	1:46.749	82.06	1.901	14:53:30.269
5 -	33.188	95.4	18.388	132.3	28.501	78.4	24.771	124.5	1:44.848 (1)	83.54		14:55:15.117
6 -	33.221	97.2	18.426	132.1	29.010	76.2	24.827	124.7	1:45.484	83.04	0.636	14:57:00.601
7 -	33.298	96.0	18.453	131.3	28.675	77.4	24.915	124.7	1:45.341 (3)	83.15	0.493	14:58:45.942
8 -	33.278	95.1	18.562	129.0	28.418	79.0	24.800	124.5	1:45.058 (2)	83.38	0.210	15:00:31.000
9 -	33.491	97.3	18.855	131.5	28.380	79.7	24.822	124.9	1:45.548	82.99	0.700	15:02:16.548

P24 66		Katie HAND				Triumph Daytona 660 - MIH Solutions / Macadam Racing Triumf						
IDEAL LAP TIME : 1:45.657		BEST LAP TIME : 1:45.831				DIFFERENCE : 0.174						
LAP	SECTOR 1	SECTOR 2		SECTOR 3		SECTOR 4		LAP TIME	MPH	DIFF	TIME OF DAY	
1 -	92.3	18.756	124.2	29.752	76.6	25.199	128.0	1:54.861	76.26	9.030	14:48:10.720	
2 -	33.846	95.4	18.335	123.8	29.431	76.6	24.848	125.9	1:46.460	82.28	0.629	14:49:57.180
3 -	34.329	95.8	18.390	123.5	29.418	76.5	24.882	129.3	1:47.019	81.85	1.188	14:51:44.199
4 -	34.387	96.5	18.378	125.6	29.281	76.6	24.862	127.8	1:46.908	81.93	1.077	14:53:31.107
5 -	34.017	98.5	18.212	127.3	29.243	77.4	24.798	127.8	1:46.270 (3)	82.43	0.439	14:55:17.377
6 -	33.686	100.7	18.333	125.6	29.394	78.2	24.948	127.0	1:46.361	82.35	0.530	14:57:03.738
7 -	33.667	98.6	18.228	126.6	29.116	78.9	24.938	126.3	1:45.949 (2)	82.67	0.118	14:58:49.687
8 -	33.573	101.0	18.195	123.5	29.438	76.0	26.364	126.3	1:47.570	81.43	1.739	15:00:37.257
9 -	33.548	101.9	18.222	124.0	29.180	78.5	24.881	124.9	1:45.831 (1)	82.77		15:02:23.088

2024 Bennetts British Superbike Championship - Round 11

2024 Pirelli National Sportbike with Moneybarn Vehicle Finance

RACE 1 - SECTOR ANALYSIS



SECTOR 1 = FL to I1, SECTOR 2 = I1 to I2, SECTOR 3 = I2 to I3, SECTOR 4 = I3 to FL, DIFF = Difference To Personal Best Lap, P = Crossed Finish Line in Pit Lane, D = Time Disallowed

P25 17		Zak SHELTON				Aprilia RS660 - XMT Racing						
IDEAL LAP TIME : 1:35.341		BEST LAP TIME :				DIFFERENCE :						
LAP	SECTOR 1	SECTOR 2	SECTOR 3	SECTOR 4	LAP TIME	MPH	DIFF	TIME OF DAY				
1 -		104.6	17.615	137.7	27.517	78.1	23.604	130.3	1:45.529	83.00		14:48:01.388
2 -	31.411	102.9	17.623	135.5	27.316	82.3	IN PIT		7:36.669	P	19.18	14:55:38.057
3 -	OUTLAP	93.0	21.289	63.9	31.461	81.5	23.910	126.6	4:55.294	D	75.97	14:57:33.351
4 -	30.894	107.2	17.637	133.4	25.975	88.4	23.022	127.0	4:37.528	D	89.81	14:59:10.879
5 -	30.056	107.8	17.344	133.9	25.526	91.6	22.848	128.3	4:35.774	D	91.46	15:00:46.653
6 -	29.876	108.9	17.189	134.7	25.428	90.0	22.863	128.3	4:35.356	D	91.86	15:02:22.009

P26 44		Sam GREEN				Aprilia RS660 - Bruce Racing							
IDEAL LAP TIME : 1:41.597		BEST LAP TIME : 1:41.805				DIFFERENCE : 0.208							
LAP	SECTOR 1	SECTOR 2	SECTOR 3	SECTOR 4	LAP TIME	MPH	DIFF	TIME OF DAY					
1 -		99.5	18.211	129.5	27.540	81.5	23.961	129.8	1:50.425	79.32	8.620	14:48:06.284	
2 -	32.225	98.9	17.917	130.0	27.709	81.1	23.954	127.5	1:41.805 (1)	86.04		14:49:48.089	
3 -	32.188	102.7	17.915	128.5	28.005	81.3	24.325	124.5	1:42.433	(2)	85.51	0.628	14:51:30.522

P27 67		Jacob STEPHENSON				Yamaha YZF-R7 - Rev2Race Yamaha							
IDEAL LAP TIME : 1:41.655		BEST LAP TIME : 1:42.039				DIFFERENCE : 0.384							
LAP	SECTOR 1	SECTOR 2	SECTOR 3	SECTOR 4	LAP TIME	MPH	DIFF	TIME OF DAY					
1 -		101.0	17.873	136.3	28.500	74.4	24.588	129.0	1:49.808	79.77	7.769	14:48:05.667	
2 -	32.093	104.5	17.495	128.0	28.025	77.4	24.426	126.1	1:42.039 (1)	85.84		14:49:47.706	
3 -	32.916	93.2	17.887	131.8	28.298	80.4	24.042	125.9	1:43.143	(2)	84.92	1.104	14:51:30.849

P28 89		Taylor MORETON				Suzuki GSX8R - Powerslide Motorcycles by Sublime Suzuki							
IDEAL LAP TIME : 1:42.984		BEST LAP TIME : 1:43.716				DIFFERENCE : 0.732							
LAP	SECTOR 1	SECTOR 2	SECTOR 3	SECTOR 4	LAP TIME	MPH	DIFF	TIME OF DAY					
1 -		98.5	17.997	128.8	28.877	71.6	24.519	129.0	1:49.462	80.02	5.746	14:48:05.321	
2 -	32.954	101.0	17.791	135.2	28.678	75.4	24.340	129.0	1:43.763	(2)	84.42	0.047	14:49:49.084
3 -	33.087	97.9	18.099	130.5	28.143	77.8	24.387	128.8	1:43.716 (1)	84.45		14:51:32.800	

P29 59		Robert VAREY				Yamaha YZF-R7 - Stanford Fastline							
IDEAL LAP TIME : 1:42.931		BEST LAP TIME : 1:43.842				DIFFERENCE : 0.911							
LAP	SECTOR 1	SECTOR 2	SECTOR 3	SECTOR 4	LAP TIME	MPH	DIFF	TIME OF DAY					
1 -		96.0	18.860	129.5	28.750	69.3	25.196	126.6	1:54.182	76.71	10.340	14:48:10.041	
2 -	33.039	93.8	18.199	132.6	28.181	74.0	24.748	125.9	1:44.167	(2)	84.09	0.325	14:49:54.208
3 -	32.888	95.0	18.641	128.8	27.773	80.6	24.540	124.5	1:43.842 (1)	84.35		14:51:38.050	

P30 56		Charlie ATKINS				Kawasaki Ninja 650 - Sycmirrus Motorsport						
IDEAL LAP TIME : 1:37.951		BEST LAP TIME : 1:38.672				DIFFERENCE : 0.721						
LAP	SECTOR 1	SECTOR 2	SECTOR 3	SECTOR 4	LAP TIME	MPH	DIFF	TIME OF DAY				
1 -		103.5	17.473	135.0	27.251	82.4	23.448	123.5	1:45.300	83.18	6.628	14:48:01.159
2 -	30.660	106.1	17.609	126.6	26.370	83.8	24.033	104.3	1:38.672 (1)	88.77		14:49:39.831

MCRCB BULLETIN TK187

2024 Bennetts British Superbike Championship - Round 11

2024 Pirelli National Sportbike with Moneybarn Vehicle Finance

RACE 1 - BEST SECTORS

SECTOR 1			SECTOR 2			SECTOR 3			SECTOR 4			IDEAL / BEST COMPARISON						
POS	NO	NAME	TIME	NO	NAME	TIME	NO	NAME	TIME	NO	NAME	TIME	POS	NO	NAME	IDEAL	BEST	DIFF
															PERFECT LAP	1:32.488		
1	47	COOPER	29.249	68	FLEERAC	16.443	25	STRUDWI	24.812	25	STRUDWI	21.984	1	25	STRUDWICK	1:32.933	1:33.486	0.553
2	28	DAVIDSO	29.388	76	STEPHEN	16.546	28	DAVIDSO	24.975	68	FLEERAC	22.072	2	68	FLEERACKERS	1:33.012	1:33.360	0.348
3	68	FLEERAC	29.425	28	DAVIDSO	16.615	76	STEPHEN	25.026	76	STEPHEN	22.083	3	28	DAVIDSON	1:33.088	1:33.222	0.134
4	25	STRUDWI	29.492	25	STRUDWI	16.645	47	COOPER	25.048	28	DAVIDSO	22.110	4	47	COOPER	1:33.132	1:33.250	0.118
5	76	STEPHEN	29.498	47	COOPER	16.674	68	FLEERAC	25.072	47	COOPER	22.161	5	76	STEPHENSON	1:33.153	1:33.462	0.309
6	17	SHELTON	29.876	74	SMART-W	16.835	17	SHELTON	25.428	74	SMART-W	22.510	6	74	SMART-WEEDEN	1:34.692	1:35.006	0.314
7	74	SMART-W	29.908	8	BARNES	16.905	74	SMART-W	25.439	12	COOK	22.552	7	17	SHELTON	1:35.341		
8	12	COOK	29.989	12	COOK	16.922	34	SILVEST	25.746	34	SILVEST	22.650	8	12	COOK	1:35.500	1:35.635	0.135
9	20	MUIR	30.104	34	SILVEST	16.992	8	BARNES	26.013	8	BARNES	22.652	9	34	SILVESTER	1:35.740	1:35.806	0.066
10	11	O'REILL	30.292	20	MUIR	17.038	12	COOK	26.037	17	SHELTON	22.848	10	20	MUIR	1:36.122	1:36.258	0.136
11	34	SILVEST	30.352	55	DESSOY	17.120	11	O'REILL	26.072	20	MUIR	22.850	11	8	BARNES	1:36.159	1:36.368	0.209
12	8	BARNES	30.589	17	SHELTON	17.189	55	DESSOY	26.076	55	DESSOY	22.881	12	11	O'REILLY	1:36.732	1:37.101	0.369
13	56	ATKINS	30.660	71	HARDY	17.269	20	MUIR	26.130	71	HARDY	22.990	13	55	DESSOY	1:36.895	1:36.969	0.074
14	13	COLOMBI	30.817	11	O'REILL	17.310	71	HARDY	26.241	11	O'REILL	23.058	14	71	HARDY	1:37.455	1:37.917	0.462
15	55	DESSOY	30.818	13	COLOMBI	17.348	13	COLOMBI	26.311	61	HARRIS	23.305	15	13	COLOMBI	1:37.815	1:38.063	0.248
16	61	HARRIS	30.947	61	HARRIS	17.364	56	ATKINS	26.370	13	COLOMBI	23.339	16	56	ATKINS	1:37.951	1:38.672	0.721
17	71	HARDY	30.955	56	ATKINS	17.473	61	HARRIS	26.551	23	ELLIS	23.446	17	61	HARRIS	1:38.167	1:38.226	0.059
18	23	ELLIS	31.671	67	STEPHEN	17.495	23	ELLIS	27.192	56	ATKINS	23.448	18	23	ELLIS	1:40.017	1:40.115	0.098
19	24	CARSON	31.719	24	CARSON	17.694	24	CARSON	27.196	24	CARSON	23.606	19	24	CARSON	1:40.215	1:40.596	0.381
20	4	SMITH	31.915	23	ELLIS	17.708	44	GREEN	27.540	4	SMITH	23.726	20	4	SMITH	1:41.212	1:41.316	0.104
21	26	DOWDS	32.067	89	MORETON	17.791	4	SMITH	27.745	44	GREEN	23.954	21	44	GREEN	1:41.597	1:41.805	0.208
22	67	STEPHEN	32.093	4	SMITH	17.826	26	DOWDS	27.748	67	STEPHEN	24.042	22	67	STEPHENSON	1:41.655	1:42.039	0.384
23	44	GREEN	32.188	51	BANHAM	17.838	69	PROUDFO	27.749	26	DOWDS	24.189	23	26	DOWDS	1:42.020	1:42.422	0.402
24	69	PROUDFO	32.205	6	KNIGHTS	17.884	59	VAREY	27.773	69	PROUDFO	24.209	24	69	PROUDFOOT	1:42.105	1:42.105	0.000
25	6	KNIGHTS	32.387	44	GREEN	17.915	51	BANHAM	27.975	6	KNIGHTS	24.241	25	6	KNIGHTS	1:42.559	1:42.785	0.226
26	59	VAREY	32.419	69	PROUDFO	17.942	67	STEPHEN	28.025	51	BANHAM	24.263	26	51	BANHAM	1:42.669	1:43.211	0.542
27	51	BANHAM	32.593	26	DOWDS	18.016	6	KNIGHTS	28.047	89	MORETON	24.340	27	59	VAREY	1:42.931	1:43.842	0.911
28	89	MORETON	32.710	66	HAND	18.195	89	MORETON	28.143	59	VAREY	24.540	28	89	MORETON	1:42.984	1:43.716	0.732
29	85	MARTIN	33.188	59	VAREY	18.199	85	MARTIN	28.380	85	MARTIN	24.771	29	85	MARTIN	1:44.727	1:44.848	0.121
30	66	HAND	33.548	85	MARTIN	18.388	66	HAND	29.116	66	HAND	24.798	30	66	HAND	1:45.657	1:45.831	0.174

MCRCB BULLETIN TK188**2024 Bennetts British Superbike Championship - Round 11****2024 Pirelli National Sportbike with Moneybarn Vehicle Finance****RACE 1 - BEST SPEEDS**

POS	INTERMEDIATE 1			INTERMEDIATE 2			INTERMEDIATE 3			FINISH LINE		
	NO	NAME	MPH	NO	NAME	MPH	NO	NAME	MPH	NO	NAME	MPH
1	28	DAVIDSON	114.7	68	FLEERACKERS	142.4	47	COOPER	93.5	76	STEPHENSON	135.8
2	68	FLEERACKERS	113.3	76	STEPHENSON	141.8	25	STRUDWICK	93.5	68	FLEERACKERS	134.7
3	76	STEPHENSON	112.2	28	DAVIDSON	141.2	68	FLEERACKERS	93.2	28	DAVIDSON	133.4
4	25	STRUDWICK	110.9	25	STRUDWICK	140.6	12	COOK	93.2	25	STRUDWICK	133.1
5	47	COOPER	110.5	34	SILVESTER	140.3	11	O'REILLY	92.6	8	BARNES	132.8
6	17	SHELTON	108.9	55	DESSOY	139.8	28	DAVIDSON	92.3	47	COOPER	132.3
7	13	COLOMBI	108.7	47	COOPER	139.2	17	SHELTON	91.6	74	SMART-WEEDEN	131.8
8	74	SMART-WEEDEN	108.5	71	HARDY	138.9	76	STEPHENSON	90.0	71	HARDY	131.8
9	8	BARNES	108.2	74	SMART-WEEDEN	138.3	55	DESSOY	89.2	12	COOK	131.5
10	11	O'REILLY	107.0	8	BARNES	137.7	61	HARRIS	88.8	55	DESSOY	131.5
11	34	SILVESTER	106.8	13	COLOMBI	137.7	74	SMART-WEEDEN	88.7	13	COLOMBI	131.5
12	56	ATKINS	106.1	17	SHELTON	137.7	8	BARNES	88.4	20	MUIR	131.3
13	55	DESSOY	105.1	12	COOK	137.2	34	SILVESTER	87.9	23	ELLIS	131.0
14	20	MUIR	105.0	24	CARSON	136.6	13	COLOMBI	85.5	4	SMITH	131.0
15	89	MORETON	104.8	20	MUIR	136.3	71	HARDY	84.9	61	HARRIS	130.3
16	67	STEPHENSON	104.5	67	STEPHENSON	136.3	20	MUIR	84.6	17	SHELTON	130.3
17	12	COOK	104.2	61	HARRIS	135.8	26	DOWDS	84.0	24	CARSON	130.0
18	61	HARRIS	104.0	23	ELLIS	135.8	56	ATKINS	83.8	51	BANHAM	130.0
19	23	ELLIS	103.5	11	O'REILLY	135.2	51	BANHAM	83.1	11	O'REILLY	129.8
20	4	SMITH	103.0	89	MORETON	135.2	4	SMITH	82.9	44	GREEN	129.8
21	71	HARDY	102.7	4	SMITH	135.0	24	CARSON	81.9	34	SILVESTER	129.5
22	44	GREEN	102.7	51	BANHAM	135.0	44	GREEN	81.5	66	HAND	129.3
23	24	CARSON	102.6	56	ATKINS	135.0	23	ELLIS	81.1	6	KNIGHTS	129.0
24	69	PROUDFOOT	102.4	85	MARTIN	133.6	6	KNIGHTS	80.8	67	STEPHENSON	129.0
25	51	BANHAM	102.1	69	PROUDFOOT	133.4	69	PROUDFOOT	80.7	89	MORETON	129.0
26	66	HAND	101.9	59	VAREY	132.6	59	VAREY	80.6	69	PROUDFOOT	128.8
27	6	KNIGHTS	101.3	6	KNIGHTS	132.1	67	STEPHENSON	80.4	85	MARTIN	127.0
28	26	DOWDS	100.3	44	GREEN	130.0	85	MARTIN	79.7	59	VAREY	126.6
29	85	MARTIN	97.3	26	DOWDS	129.5	66	HAND	78.9	26	DOWDS	126.3
30	59	VAREY	97.2	66	HAND	127.3	89	MORETON	77.8	56	ATKINS	123.5
31												

MCRCB BULLETIN TK189

2024 Bennetts British Superbike Championship - Round 11

2024 Pirelli National Sportbike with Moneybarn Vehicle Finance

RACE 1 - FASTEST LAP CLASSIFICATION

POS	RACE POS	NO	NAME	NAT	ENTRY	BEST	ON
1	3	28	Alfie DAVIDSON	GBR	Aprilia RS660 - IN Competition / SENCAT Aprilia	1:33.222	10
2	1	47	Richard COOPER	GBR	Triumph Daytona 660 - PHR Performance Triumph	1:33.250	8
3	2	68	Ferre FLEERACKERS	BEL	Aprilia RS660 - B.art Racing Team	1:33.360	10
4	5	76	Rhys STEPHENSON	GBR	Triumph Daytona 660 - Rocket Racing	1:33.462	8
5	4	25	Thomas STRUDWICK	GBR	Triumph Daytona 660 - TS Racing	1:33.486	10
6	6	74	Finn SMART-WEEDEN	GBR	Aprilia RS660 - Definnitive Racing	1:35.006	10
7	10	12	Harry COOK	GBR	Triumph Daytona 660 - Cook Racing	1:35.635	10
8	7	34	Aaron SILVESTER	GBR	Triumph Daytona 660 - MIH Solutions / Macadam Racing Triumph	1:35.806	10
9	9	20	Jack MUIR	GBR	Aprilia RS660 - Jack Muir Racing	1:36.258	8
10	8	8	Ash BARNES	GBR	Yamaha YZF-R7 - Raceways Yamaha	1:36.368	10
11	11	55	Harrison DESOY	GBR	Yamaha YZF-R7 - Rev2Race Yamaha	1:36.969	7
12	12	11	Sean O'REILLY	GBR	Aprilia RS660 - Moto Muzzi Racing Aprilia	1:37.101	9
13	13	71	Maximus HARDY	GBR	Triumph Daytona 660 - Hardy Racing	1:37.917	8
14	14	13	Edoardo COLOMBI	ITA	Aprilia RS660 - Gradara Corse Asd	1:38.063	10
15	15	61	Cameron HARRIS	GBR	Aprilia RS660 - Harris Racing / PW Gates	1:38.226	5
16	30	56	Charlie ATKINS	GBR	Kawasaki Ninja 650 - Symcirrus Motorsport	1:38.672	2
17	16	23	Joe ELLIS	GBR	Aprilia RS660 - JPR	1:40.115	10
18	17	24	Scott CARSON	GBR	Triumph Daytona 660 - Team Cryosol	1:40.596	10
19	18	4	Jack SMITH	GBR	Aprilia RS660 - Woodland Racing	1:41.316	10
20	26	44	Sam GREEN	GBR	Aprilia RS660 - Bruce Racing	1:41.805	2
21	27	67	Jacob STEPHENSON	GBR	Yamaha YZF-R7 - Rev2Race Yamaha	1:42.039	2
22	20	69	Joshua PROUDFOOT	GBR	Yamaha YZF-R7 - Rev2Race Yamaha	1:42.105	10
23	19	26	Del DOWDS	GBR	Suzuki GSX8R - Powerslide Motorcycles by Sublime Suzuki	1:42.422	6
24	22	6	Jack KNIGHTS	GBR	Aprilia RS660 - BlueMotion Racing	1:42.785	9
25	21	51	Rossi BANHAM	GBR	Yamaha YZF-R7 - RB Racing	1:43.211	3
26	28	89	Taylor MORETON	GBR	Suzuki GSX8R - Powerslide Motorcycles by Sublime Suzuki	1:43.716	3
27	29	59	Robert VAREY	GBR	Yamaha YZF-R7 - Stanford Fastline	1:43.842	3
28	23	85	Jayden MARTIN	AUS	Triumph Daytona 660 - MIH Solutions / Macadam Racing Triumph	1:44.848	5
29	24	66	Katie HAND	GBR	Triumph Daytona 660 - MIH Solutions / Macadam Racing Triumph	1:45.831	9

MCRCB BULLETIN TK190

2024 Bennetts British Superbike Championship - Round 11

2024 Pirelli National Sportbike with Moneybarn Vehicle Finance

RACE 1 - STATISTICS

Competitors Started 30
Planned Start 2024-10-12 @ 14:30:00.000
Actual Start 2024-10-12 @ 14:46:15.858
Finish Time 2024-10-12 @ 15:01:59.296
Track Length 2.4332mi.
Total Laps 258
Total Distance Covered 627.7887mi.

Session Fastest Lap History

NO	NAME	LAP TIME	TIME OF DAY	LAP	VEHICLE
47	Richard COOPER	1:34.032	14:49:29.813	2	Triumph Daytona 660
47	Richard COOPER	1:33.394	14:51:03.207	3	Triumph Daytona 660
47	Richard COOPER	1:33.289	14:57:17.569	7	Triumph Daytona 660
47	Richard COOPER	1:33.250	14:58:50.819	8	Triumph Daytona 660
28	Alfie DAVIDSON	1:33.222	15:02:08.029	10	Aprilia RS660

Session Leader History

NO	NAME	FROM LAP	LAPS LED	DISTANCE	VEHICLE
47	Richard COOPER	1	10	24.33 miles	Triumph Daytona 660

Flag History

TYPE	TIME OF DAY
GREEN	14:46:15.858
FINISH	15:01:59.296

Flag Statistics

TYPE	COUNT	TOTAL LAPS	TOTAL TIME
Green	1	10	19:02.543
Red	0	0	0.000
Safety Car	0	0	0.000
FCY	0	0	0.000

MCRCB BULLETIN TK191

2024 Bennetts British Superbike Championship - Round 11

2024 Pirelli National Sportbike with Moneybarn Vehicle Finance

RACE 1 - SESSION NOTES

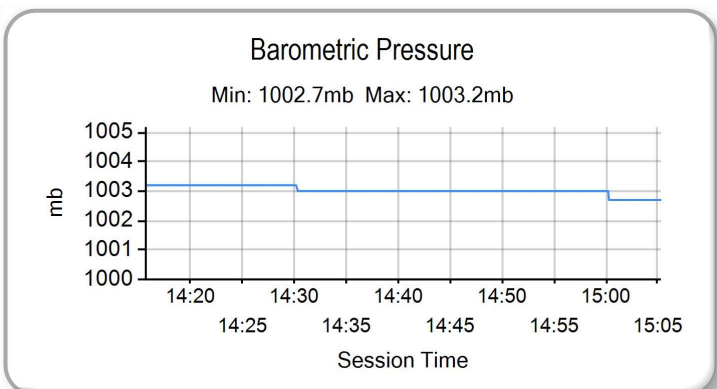
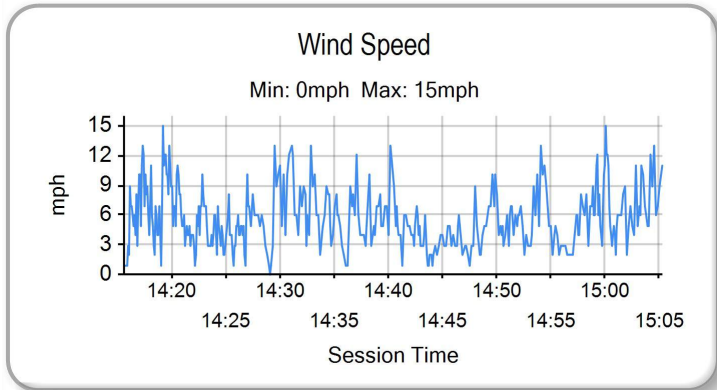
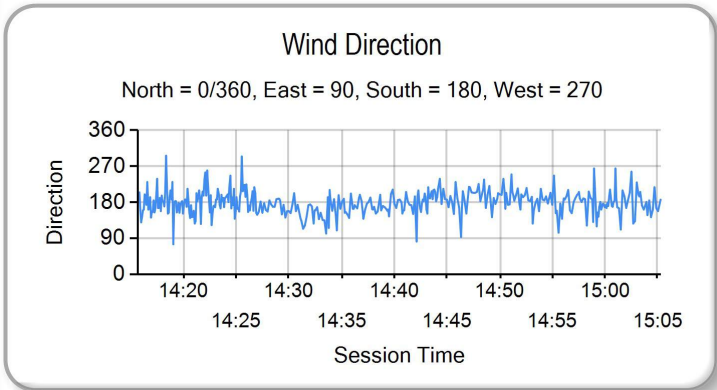
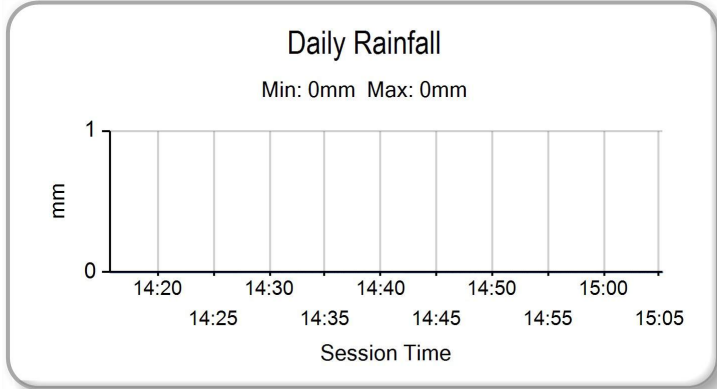
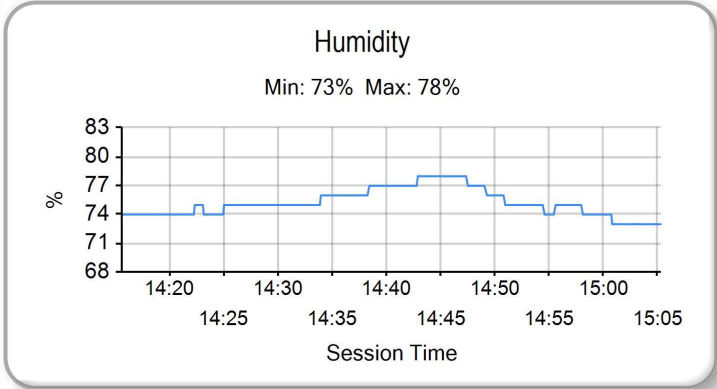
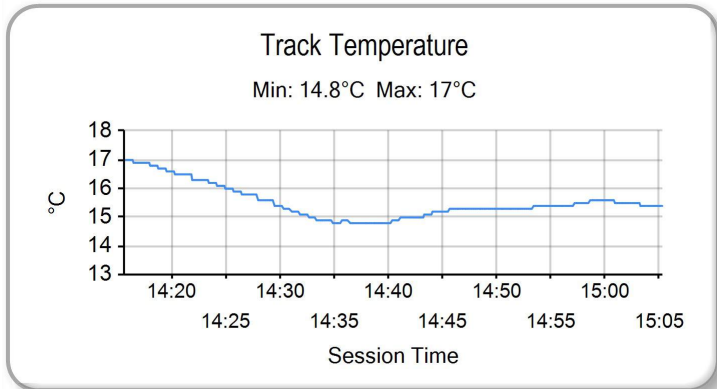
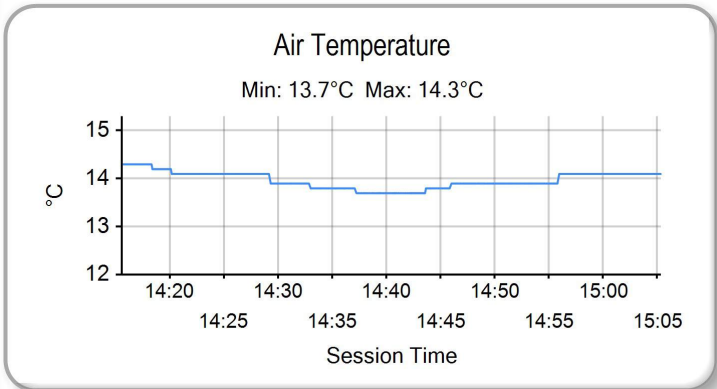
TIME	MESSAGE
14:20:01	PITLANE OPEN
14:25:04	PITLANE CLOSED
14:25:24	3 MINUTES TO WARM UP LAP
14:27:11	1 MINUTE TO WARM UP LAP
14:27:32	30 SECONDS TO WARM UP LAP
14:27:58	GREEN FLAG - WARM UP LAP
14:30:46	PITLANE OPENS AT 14:40 - WET RACE - QUICK START - 10 LAPS
14:40:02	PITLANE OPEN
14:41:01	PITLANE CLOSED
14:43:04	30 SECONDS TO WARM UP LAP
14:43:29	GREEN FLAG - WARM UP LAP
14:45:18	RACE START
14:46:50	NO JUMP STARTS
14:49:51	NO.17 ENTERED PITS
14:50:52	NO.56 STOPPED TECHNICAL PROBLEM - DRUIDS
14:52:06	NO. 44 FALLER AT T1 PADDOCK HILL BEND - RIDER OK
14:54:22	NO.67, 89, 59 ENTERED PITS
14:56:00	NO.17 REJOINED
14:56:04	TWO THIRDS DISTANCE COMPLETED

MCRCB BULLETIN TK192

2024 Bennetts British Superbike Championship - Round 11

2024 Pirelli National Sportbike with Moneybarn Vehicle Finance

RACE 1 - WEATHER CONDITIONS



2024 Pirelli National Sportbike with Moneybarn Finance
RIDERS CHAMPIONSHIP CLASSIFICATION



		TOTAL	GAP	DIFF																Wins	Seconds	Thirds
					1 14th - 6th May	2 Oulton Park International	3 17th - 19th May	4 Donington Park GP	5 14th - 16th June	6 Knockhill	7 5th - 7th July Snetterton 300	8 19th - 21st July Brands Hatch GP	9 9th - 11th August Thruxton	10 24th - 26th August Cadwell Park	11 13th - 15th September Oulton Park International	12 27th - 29th September Donington Park GP	13 14th - 13th October Brands Hatch GP					
1	Richard COOPER (Triumph)	278			11	22	22	22	25	25	22	22	25	22	25	25	35	5	7	0		
2	Edoardo COLOMBI (Aprilia)	268.5	9.5		12.5	25	25	25	18	22	25	25	20	25	20	22	4	7	2	2		
3	Thomas STRUDWICK (Triumph)	232	46	36.5	9		18	20	14	10	20	20	22	20	20	10	25	24	1	1	5	
4	Ash BARNES (Yamaha)	209	69	23	8	20	20	16	20	18	12	16	16	25		22		16	1	1	3	
5	Alfie DAVIDSON (Aprilia)	181	97	28	4	16	8	8	10	14	6	8	10	18	18	18	16	27	0	0	1	
6	Aaron SILVESTER (Triumph)	168	110	13	10		14	16	20	16	14	14	14		16	16	14	18	0	0	2	
7	Harrison DESOY (Yamaha)	163	115	5	7	18		18	22		18	18	18			14	20	10	0	1	1	
8	Rhys STEPHENSON (Triumph)	152	126	11		14	14	12			14	12	12	22		12	18	22	0	1	0	
9	Finn SMART-WEEDEN (Aprilia)	81	197	71	3	12			8			10	14	14	14		20		0	0	0	
10	Jayden MARTIN (Triumph)	73	205	8	6		12	10	5		4	2	8	12	10	4			0	0	0	
11	Zak SHELTON (Aprilia)	65	213	8	5		16				10	6		16			12		0	0	0	
12	Rossi BANHAM (Yamaha)	54	224	11			10	5		5	8	4	6			6	10		0	0	0	
13	Lennon DOCHERTY (Kawasaki)	42	236	12					12	16			1	2	5	3	3		0	0	0	
14	Charlie ATKINS (Kawasaki)	40	238	2		8			6	12			6	8					0	0	0	
15	Jacob STEPHENSON (Yamaha)	36	242	4					3		1	3	4	10	6	1	8		0	0	0	
16	Ferre FLEERACKERS (Aprilia)	30	248	6													30		0	1	0	
17	Cameron HARRIS (Aprilia)	26.5	252	3.5	0.5	3	4	4		2	2		5	4			2		0	0	0	
18	Lewis ARROWSMITH (Aprilia)	24.5	254	2	2.5	10	6	6											0	0	0	
19	Maximus HARDY (Triumph)	23	255	1.5										12		5	6		0	0	0	
20	Sean O'REILLY (Aprilia)	23	255	0		6			8							1	8		0	0	0	
21	Jack MUIR (Aprilia)	20	258	0								1	5				14		0	0	0	
22	Joe ELLIS (Aprilia)	20	258	3		4		1	1				3	8	3				0	0	0	
23	Jack SMITH (Aprilia)	17.5	261	2.5	1.5		5		1				4			2	4		0	0	0	
24	Oliver MORGAN-EDWARDS (Aprilia)	14	264	3.5		2		2	2	6							2		0	0	0	
25	Harry COOK (Triumph)	12	266	2													12		0	0	0	
26	Darragh CREAN (Aprilia)	11	267	1		5	3			3									0	0	0	
27	Joshua PROUDFOOT (Yamaha)	11	267	0		1			4	4			1	1					0	0	0	
28	Caolan IRWIN (Aprilia)	10	268	1							5	5							0	0	0	
29	Robert VAREY (Yamaha)	8	270	2											8				0	0	0	
30	Katie HAND (Yamaha)	6	272	2	1		2	3											0	0	0	
31	Taylor MORETON (Suzuki)	6	272	0													6		0	0	0	
34	Filippo ROVELLI (Triumph)	5	273	0											5				0	0	0	
32	Jack KNIGHTS (Aprilia)	5	273	1									3	2					0	0	0	
33	Kieran KENT (Yamaha)	5	273	0	2						3								0	0	0	
35	Al FAGAN (Triumph)	2	276	3									2						0	0	0	
36	Sam GREEN (Aprilia)	1	277	1			1												0	0	0	



ROW 11				31	10	Kieran KENT				
ROW 10	30	66	Katie HAND 1:45.831	29	85	Jayden MARTIN 1:44.848	28	59	Robert VAREY 1:43.842	
ROW 9		27	89	Taylor MORETON 1:43.716	26	51	Rossi BANHAM 1:43.211	25	6	Jack KNIGHTS 1:42.785
ROW 8	24	26	Del DOWDS 1:42.422	23	69	Joshua PROUDFOOT 1:42.105	22	67	Jacob STEPHENSON 1:42.039	
ROW 7		21	44	Sam GREEN 1:41.805	20	4	Jack SMITH 1:41.316	19	24	Scott CARSON 1:40.596
ROW 6	18	23	Joe ELLIS 1:40.115	17	56	Charlie ATKINS 1:38.672	16	17	Zak SHELTON	
ROW 5		15	61	Cameron HARRIS 1:38.226	14	13	Edoardo COLOMBI 1:38.063	13	71	Maximus HARDY 1:37.917
ROW 4	12	11	Sean O'REILLY 1:37.101	11	55	Harrison DESSOY 1:36.969	10	8	Ash BARNES 1:36.368	
ROW 3		9	20	Jack MUIR 1:36.258	8	34	Aaron SILVESTER 1:35.806	7	12	Harry COOK 1:35.635
ROW 2	6	74	Finn SMART-WEEDEN 1:35.006	5	25	Thomas STRUDWICK 1:33.486	4	76	Rhys STEPHENSON 1:33.462	
ROW 1		3	68	Ferre FLEERACKERS 1:33.360	2	47	Richard COOPER 1:33.250	1	28	Alfie DAVIDSON 1:33.222
Pole										

These results are provisional until the conclusion of any judicial and technical matters.

Brands Hatch GP: 2.4332 miles

Race Director: Stuart Higgs <i>S. Higgs</i>	Stewards:	Timekeeper: Richard Evans <i>R. EVANS</i>	
<small>Digitally Approved at 15:15 Saturday, 12 October 2024</small>		<small>Digitally Approved at 15:14 Saturday, 12 October 2024</small>	

Results can be found at www.tsl-timing.com

Printed - 15:10 Saturday, 12 October 2024



RACE 2 - CLASSIFICATION - AMENDED

Race Distance: 12 Laps / 29.19 miles

POS	NO	NAME	NAT	ENTRY	LAPS	TIME	GAP	DIFF	MPH	BEST	ON	GRD	↑↓
1	13	Edoardo COLOMBI	ITA	Aprilia RS660 - Gradara Corse Asd	12	18:30.620			94.64	1:31.606	10	14	13
2	47	Richard COOPER	GBR	Triumph Daytona 660 - PHR Performance Triumph	12	18:32.259	1.639	1.639	94.50	1:31.671	12	2	0
3	28	Alfie DAVIDSON	GBR	Aprilia RS660 - IN Competition / SENCAT Aprilia	12	18:32.417	1.797	0.158	94.49	1:31.831	10	1	-2
4	25	Thomas STRUDWICK	GBR	Triumph Daytona 660 - TS Racing	12	18:33.251	2.631	0.834	94.42	1:31.715	11	5	1
5	76	Rhys STEPHENSON	GBR	Triumph Daytona 660 - Rocket Racing	12	18:33.594	2.974	0.343	94.39	1:31.830	7	4	-1
6	34	Aaron SILVESTER	GBR	Triumph Daytona 660 - MIH Solutions / Macadam Racing Trii	12	18:40.583	9.963	6.989	93.80	1:32.446	5	8	2
7	8	Ash BARNES	GBR	Yamaha YZF-R7 - Raceways Yamaha	12	18:40.681	10.061	0.098	93.79	1:32.387	5	10	3
8	55	Harrison DESSOY	GBR	Yamaha YZF-R7 - Rev2Race Yamaha	12	18:41.105	10.485	0.424	93.76	1:32.535	10	11	3
9	74	Finn SMART-WEEDEN	GBR	Aprilia RS660 - Definitive Racing	12	18:55.516	24.896	14.411	92.57	1:33.392	3	6	-3
10	17	Zak SHELTON	GBR	Aprilia RS660 - XMT Racing	12	18:59.105	28.485	3.589	92.28	1:33.519	6	16	6
11	59	Robert VAREY	GBR	Yamaha YZF-R7 - Stanford Fastline	12	18:59.153	28.533	0.048	92.27	1:33.365	10	28	17
12	67	Jacob STEPHENSON	GBR	Yamaha YZF-R7 - Rev2Race Yamaha	12	18:59.432	28.812	0.279	92.25	1:33.853	11	22	10
13	12	Harry COOK	GBR	Triumph Daytona 660 - Cook Racing	12	19:02.000	31.380	2.568	92.04	1:34.179	9	7	-6
14	23	Joe ELLIS	GBR	Aprilia RS660 - JPR	12	19:05.345	34.725	3.345	91.77	1:34.261	6	18	4
15	51	Rossi BANHAM	GBR	Yamaha YZF-R7 - RB Racing	12	19:13.367	42.747	8.022	91.14	1:34.399	10	26	11
16	4	Jack SMITH	GBR	Aprilia RS660 - Woodland Racing	12	19:16.594	45.974	3.227	90.88	1:34.975	10	20	4
17	89	Taylor MORETON	GBR	Suzuki GSX8R - Powerslide Motorcycles by Sublime Suzuki	12	19:20.362	49.742	3.768	90.59	1:35.086	8	27	10
18	24	Scott CARSON	GBR	Triumph Daytona 660 - Team Cryosol	12	19:20.436	49.816	0.074	90.58	1:35.045	11	19	1
19	11	Sean O'REILLY	GBR	Aprilia RS660 - Moto Muzzi Racing Aprilia	12	19:21.238	50.618	0.802	90.52	1:34.875	11	12	-7
20	85	Jayden MARTIN	AUS	Triumph Daytona 660 - MIH Solutions / Macadam Racing Trii	12	19:27.119	56.499	5.881	90.06	1:35.401	11	29	9
21	69	Joshua PROUDFOOT	GBR	Yamaha YZF-R7 - Rev2Race Yamaha	12	19:27.603	56.983	0.484	90.02	1:35.638	12	23	2
22	61	Cameron HARRIS	GBR	Aprilia RS660 - Harris Racing / PW Gates	12	19:27.624	57.004	0.021	90.02	1:36.131	8	15	-7
23	20	Jack MUIR	GBR	Aprilia RS660 - Jack Muir Racing	12	19:30.784	1:00.164	3.160	89.78	1:35.629	3	9	-14
24	6	Jack KNIGHTS	GBR	Aprilia RS660 - BlueMotion Racing	12	19:34.250	1:03.630	3.466	89.51	1:36.581	6	25	1
25	26	Del DOWDS	GBR	Suzuki GSX8R - Powerslide Motorcycles by Sublime Suzuki	12	19:34.793	1:04.173	0.543	89.47	1:36.372	6	24	-1
26	66	Katie HAND	GBR	Triumph Daytona 660 - MIH Solutions / Macadam Racing Trii	12	20:00.145	1:29.525	25.352	87.58	1:38.794	9	30	4

NOT CLASSIFIED

DNF	10	Kieran KENT	GBR	Kawasaki Ninja 650 - Sycirrus Motorsport	5	8:16.894	7 Laps	7 Laps	88.14	1:36.206	5	31	
DNF	71	Maximus HARDY	GBR	Triumph Daytona 660 - Hardy Racing	1	1:41.709	11 Laps	4 Laps	86.12				13
DNF	44	Sam GREEN	GBR	Aprilia RS660 - Bruce Racing	1	1:45.816	11 Laps	4.107	82.78				21
DQ	68	Ferre FLEERACKERS	BEL	Aprilia RS660 - B.art Racing Team									3

NOT STARTED

NS	56	Charlie ATKINS	GBR	Kawasaki Ninja 650 - Sycirrus Motorsport									17
----	----	----------------	-----	--	--	--	--	--	--	--	--	--	----

FASTEST LAP

13	Edoardo COLOMBI	ITA	Aprilia RS660 - Gradara Corse Asd	10	1:31.606	95.62 mph	153.89 kph						
----	-----------------	-----	-----------------------------------	----	----------	-----------	------------	--	--	--	--	--	--

Comments:

#68 - Disqualified from race results - Post-race technical control - Section 1.7.3.3 of the National Sportbike Technical Regulations (Minimum weight of Machine and Rider).

New Lap Record

Weather / Track : Cloudy / Dry

These results are provisional until the conclusion of any judicial and technical matters.

Date: 13/10/2024 Start: 13:15 Finish: 13:33

Brands Hatch GP: 2.4332 miles

Race Director: Stuart Higgs S. Higgs Digitally Approved at 14:47 Sunday, 13 October 2024	Stewards:	Timekeeper: Richard Evans R. EVANS Digitally Approved at 14:43 Sunday, 13 October 2024	
--	-----------	--	--

Results can be found at www.tsl-timing.com

Printed - 14:39 Sunday, 13 October 2024

MCRCB BULLETIN TK312

2024 Bennetts British Superbike Championship - Round 11

2024 Pirelli National Sportbike with Moneybarn Vehicle Finance

RACE 2 - LAP CHART

LAP 1 @ 13:17:00.363		
NO	BEHIND	LAP TIME

47		1:37.609
28	0.364	1:37.973
76	0.453	1:38.062
25	0.592	1:38.201
68	0.678	1:38.287
34	0.842	1:38.451
74	1.671	1:39.280
13	1.749	1:39.358
55	2.053	1:39.662
8	2.089	1:39.698
12	3.460	1:41.069
71	4.100	1:41.709
20	4.489	1:42.098
67	4.498	1:42.107
23	4.814	1:42.423
61	5.842	1:43.451
4	6.689	1:44.298
24	6.773	1:44.382
17	6.801	1:44.410
59	6.857	1:44.466
11	7.512	1:45.121
89	7.976	1:45.585
44	8.207	1:45.816
6	8.414	1:46.023
26	8.821	1:46.430
85	9.096	1:46.705
51	9.253	1:46.862
10	9.297	1:46.906
69	9.535	1:47.144
66	10.447	1:48.056

LAP 2 @ 13:18:33.280		
NO	BEHIND	LAP TIME

47		1:32.917
28	0.158	1:32.711
25	0.173	1:32.498
68	0.910	1:33.149
76	1.050	1:33.514
13	1.120	1:32.288
34	1.648	1:33.723
55	2.190	1:33.054
8	2.297	1:33.125
74	2.862	1:34.108
12	6.062	1:35.519
67	6.468	1:34.887
23	8.288	1:36.391
20	8.342	1:36.770
59	9.594	1:35.654
61	9.616	1:36.691
17	9.771	1:35.887
4	11.048	1:37.276
11	11.435	1:36.840
24	11.452	1:37.596
89	11.817	1:36.758
51	12.385	1:36.049
6	13.704	1:38.207
85	13.985	1:37.806
26	14.424	1:38.520
69	14.490	1:37.872
10	15.056	1:38.676
66	17.242	1:39.712

LAP 3 @ 13:20:05.852		
NO	BEHIND	LAP TIME

47		1:32.572
28	0.173	1:32.587
13	0.229	1:31.681
25	0.437	1:32.836
68	0.825	1:32.487
76	1.559	1:33.081
55	2.411	1:32.793
34	2.446	1:33.370
8	2.561	1:32.836
74	3.682	1:33.392
67	8.700	1:34.804
12	8.795	1:35.305
23	10.937	1:35.221
20	11.399	1:35.629
59	11.422	1:34.400
17	11.439	1:34.240
61	14.030	1:36.986
4	14.760	1:36.284
11	15.169	1:36.306
24	15.365	1:36.485
51	15.389	1:35.576
89	15.794	1:36.549
85	18.944	1:37.531
69	19.118	1:37.200
6	19.170	1:38.038
26	19.577	1:37.725
10	19.886	1:37.402
66	24.399	1:39.729

LAP 4 @ 13:21:38.477		
NO	BEHIND	LAP TIME

47		1:32.625
13	0.105	1:32.501
28	0.306	1:32.758
25	0.361	1:32.549
68	0.439	1:32.239
76	1.086	1:32.152
55	2.715	1:32.929
8	2.748	1:32.812
34	3.141	1:33.320
74	4.681	1:33.624
67	10.363	1:34.288
12	10.984	1:34.814
17	12.821	1:34.007
23	13.176	1:34.864
59	13.398	1:34.601
20	15.374	1:36.600
4	18.056	1:35.921
51	18.130	1:35.366
61	19.156	1:37.751
11	19.167	1:36.623
89	19.168	1:35.999
24	19.257	1:36.517
85	23.385	1:37.066
69	23.434	1:36.941
6	23.528	1:36.983
26	24.013	1:37.061
10	24.965	1:37.704
66	31.229	1:39.455

LAP 5 @ 13:23:10.677		
NO	BEHIND	LAP TIME

13		1:32.095
47	0.311	1:32.511
28	0.470	1:32.364
68	0.591	1:32.352
25	0.758	1:32.597
76	1.016	1:32.130
8	2.935	1:32.387
55	3.087	1:32.572
34	3.387	1:32.446
74	6.041	1:33.560
67	12.478	1:34.315
12	13.304	1:34.520
17	14.266	1:33.645
59	15.555	1:34.357
23	15.579	1:34.603
20	20.207	1:37.033
51	21.454	1:35.524
4	21.501	1:35.645
89	23.369	1:36.401
24	23.446	1:36.389
11	23.447	1:36.480
61	24.338	1:37.382
85	27.722	1:36.537
69	27.923	1:36.689
6	28.081	1:36.753
26	28.662	1:36.849
10	28.971	1:36.206
66	38.160	1:39.131

LAP 6 @ 13:24:42.710		
NO	BEHIND	LAP TIME

13		1:32.033
47	0.246	1:31.968
28	0.499	1:32.062
68	0.530	1:31.972
76	1.323	1:32.340
25	1.551	1:32.826
8	3.626	1:32.724
55	3.843	1:32.789
34	3.959	1:32.605
74	7.692	1:33.684
67	14.685	1:34.240
12	15.746	1:34.475
17	15.752	1:33.519
59	17.341	1:33.819
23	17.807	1:34.261
20	24.442	1:36.268
4	24.735	1:35.267
51	24.805	1:35.384
89	27.510	1:36.174
11	27.573	1:36.159
24	27.729	1:36.316
61	28.732	1:36.427
85	31.843	1:36.154
69	32.024	1:36.134
6	32.629	1:36.581
26	33.001	1:36.372
66	45.605	1:39.478

LAP 7 @ 13:26:14.602		
NO	BEHIND	LAP TIME

13		1:31.892
----	--	----------

47	0.324	1:31.970
68	0.466	1:31.828
28	0.826	1:32.219
76	1.261	1:31.830
25	1.819	1:32.160
34	4.596	1:32.529
8	4.659	1:32.925
55	5.316	1:33.365
74	9.986	1:34.186
67	17.021	1:34.228
17	17.666	1:33.806
12	18.262	1:34.408
59	19.105	1:33.656
23	20.277	1:34.362
20	28.428	1:35.878
4	28.681	1:35.838
51	28.716	1:35.803
89	31.129	1:35.511
24	31.586	1:35.749
11	31.588	1:35.907
61	32.983	1:36.143
85	35.858	1:35.907
69	36.054	1:35.922
6	37.802	1:37.065
26	38.295	1:37.186
66	52.684	1:38.971

LAP 8 @ 13:27:46.268		
NO	BEHIND	LAP TIME

13		1:31.666
68	0.953	1:32.153
47	0.986	1:32.328
28	1.292	1:32.132
76	1.578	1:31.983
25	2.263	1:32.110
8	5.643	1:32.650
34	5.850	1:32.920
55	6.446	1:32.796
74	12.983	1:34.663
17	19.765	1:33.765
67	19.974	1:34.619
12	21.029	1:34.433
59	21.072	1:33.633
23	23.481	1:34.870
51	31.895	1:34.845
4	32.428	1:35.413
20	33.008	1:36.246
89	34.549	1:35.086
24	35.621	1:35.701
11	36.002	1:36.080
61	37.448	1:36.131
85	40.374	1:36.182
69	40.447	1:36.059
6	42.719	1:36.583
26	43.658	1:37.029
66	59.991	1:38.973

LAP 9 @ 13:29:17.920		
NO	BEHIND	LAP TIME

13		1:31.652
68	1.458	1:32.157
47	1.489	1:32.155
28	1.728	1:32.088
76	2.142	1:32.216
25	2.571	1:31.960

34	6.742	1:32.544
8	6.854	1:32.863
55	7.517	1:32.723
74	15.907	1:34.576
17	21.972	1:33.859
67	22.183	1:33.861
59	23.242	1:33.822
12	23.556	1:34.179
23	26.571	1:34.742
51	34.863	1:34.620
4	36.133	1:35.357
89	38.208	1:35.311
24	39.271	1:35.302
11	39.698	1:35.348
61	42.882	1:37.086
20	43.403	1:42.047
85	44.285	1:35.563
69	44.564	1:35.769
6	48.018	1:36.951
26	49.190	1:37.184
66	1:07.133	1:38.794

LAP 10 @ 13:30:49.526		
NO	BEHIND	LAP TIME

13		1:31.606
68	1.523	1:31.671
47	1.631	1:31.748
28	1.953	1:31.831
76	2.464	1:31.928
25	2.903	1:31.938
34	8.061	1:32.925
8	8.390	1:33.142
55	8.446	1:32.535
74	18.738	1:34.437
17	24.437	1:34.071
67	24.687	1:34.110
59	25.001	1:33.365
12	26.209	1:34.259
23	29.427	1:34.462
51	37.656	1:34.399
4	39.502	1:34.975
89	42.246	1:35.644
24	43.249	1:35.584
11	43.920	1:35.828
61	47.808	1:36.532
85	48.723	1:36.044
69	49.246	1:36.288
20	49.690	1:37.893
6	53.853	1:37.441
26	54.405	1:36.821
66	1:14.639	1:39.112

LAP 11 @ 13:32:21.296		
NO	BEHIND	LAP TIME

13		1:31.770
68	1.599	1:31.846
28	2.026	1:31.843
47	2.046	1:32.185
76	2.788	1:32.094
25	2.848	1:31.715
34	9.162	1:32.871
8	9.215	1:32.595
55	10.011	1:33.335
74	21.614	1:34.646
17	26.481	1:33.814

MCRCB BULLETIN TK312

2024 Bennetts British Superbike Championship - Round 11

2024 Pirelli National Sportbike with Moneybarn Vehicle Finance

RACE 2 - LAP CHART

67	26.770	1:33.853
59	26.825	1:33.594
12	28.949	1:34.510
23	32.053	1:34.396
51	40.339	1:34.453
4	42.884	1:35.152
89	46.126	1:35.650
24	46.524	1:35.045
11	47.025	1:34.875
85	52.354	1:35.401
61	52.506	1:36.468
69	53.423	1:35.947
20	54.665	1:36.745
6	58.959	1:36.876
26	59.575	1:36.940
66	1:21.999	1:39.130

LAP 12 @ 13:33:53.374

NO	BEHIND	LAP TIME
13		1:32.078
68	1.496	1:31.975
47	1.639	1:31.671
28	1.797	1:31.849
25	2.631	1:31.861
76	2.974	1:32.264
34	9.963	1:32.879
8	10.061	1:32.924
55	10.485	1:32.552
74	24.896	1:35.360
17	28.485	1:34.082
59	28.533	1:33.786
67	28.812	1:34.120
12	31.380	1:34.509
23	34.725	1:34.750
51	42.747	1:34.486
4	45.974	1:35.168
89	49.742	1:35.694
24	49.816	1:35.370
11	50.618	1:35.671
85	56.499	1:36.223
69	56.983	1:35.638
61	57.004	1:36.576
20	1:00.164	1:37.577
6	1:03.630	1:36.749
26	1:04.173	1:36.676
66	1:29.525	1:39.604

MCRCB BULLETIN TK313

2024 Bennetts British Superbike Championship - Round 11

2024 Pirelli National Sportbike with Moneybarn Vehicle Finance

RACE 2 - POSITION CHART

No	Name	Lap												
		Pos	1	2	3	4	5	6	7	8	9	10	11	12
28	DAVIDSON	1	47	47	47	47	13	13	13	13	13	13	13	13
47	COOPER	2	28	28	28	13	47	47	47	68	68	68	68	68
68	FLEERACKERS	3	76	25	13	28	28	28	68	47	47	47	28	47
76	STEPHENSON	4	25	68	25	25	68	68	28	28	28	28	47	28
25	STRUDWICK	5	68	76	68	68	25	76	76	76	76	76	76	25
74	SMART-WEEDEN	6	34	13	76	76	76	25	25	25	25	25	25	76
12	COOK	7	74	34	55	55	8	8	34	8	34	34	34	34
34	SILVESTER	8	13	55	34	8	55	55	8	34	8	8	8	8
20	MUIR	9	55	8	8	34	34	34	55	55	55	55	55	55
8	BARNES	10	8	74	74	74	74	74	74	74	74	74	74	74
55	DESSOY	11	12	12	67	67	67	67	67	17	17	17	17	17
11	O'REILLY	12	71	67	12	12	12	12	17	67	67	67	67	59
71	HARDY	13	20	23	23	17	17	17	12	12	59	59	59	67
13	COLOMBI	14	67	20	20	23	59	59	59	59	12	12	12	12
61	HARRIS	15	23	59	59	59	23	23	23	23	23	23	23	23
17	SHELTON	16	61	61	17	20	20	20	20	51	51	51	51	51
56	ATKINS	17	4	17	61	4	51	4	4	4	4	4	4	4
23	ELLIS	18	24	4	4	51	4	51	51	20	89	89	89	89
24	CARSON	19	17	11	11	61	89	89	89	89	24	24	24	24
4	SMITH	20	59	24	24	11	24	11	24	24	11	11	11	11
44	GREEN	21	11	89	51	89	11	24	11	11	61	61	85	85
67	STEPHENSON	22	89	51	89	24	61	61	61	61	20	85	61	69
69	PROUDFOOT	23	44	6	85	85	85	85	85	85	85	69	69	61
26	DOWDS	24	6	85	69	69	69	69	69	69	69	20	20	20
6	KNIGHTS	25	26	26	6	6	6	6	6	6	6	6	6	6
51	BANHAM	26	85	69	26	26	26	26	26	26	26	26	26	26
89	MORETON	27	51	10	10	10	10	66	66	66	66	66	66	66
59	VAREY	28	10	66	66	66	66							
85	MARTIN	29	69											
66	HAND	30	66											
10	KENT	31												

MCRCB BULLETIN TK314

2024 Bennetts British Superbike Championship - Round 11

2024 Pirelli National Sportbike with Moneybarn Vehicle Finance

RACE 2 - SECTOR ANALYSIS



SECTOR 1 = FL to I1, SECTOR 2 = I1 to I2 SECTOR 3 = I2 to I3, SECTOR 4 = I3 to FL, DIFF = Difference To Personal Best Lap, P = Crossed Finish Line in Pit Lane, D = Time Disallowed

P1 13		Edoardo COLOMBI				Aprilia RS660 - Gradara Corse Asd						
IDEAL LAP TIME : 1:31.286		BEST LAP TIME : 1:31.606				DIFFERENCE : 0.320						
LAP	SECTOR 1	SECTOR 2		SECTOR 3		SECTOR 4		LAP TIME	MPH	DIFF	TIME OF DAY	
1 -		109.1	16.664	142.7	25.052	87.9	22.174	136.3	1:39.358	88.16	7.752	13:17:02.112
2 -	28.970	114.5	16.260	147.4	25.127	92.4	21.931	138.9	1:32.288	94.91	0.682	13:18:34.400
3 -	28.772	116.9	16.207	142.4	24.799	92.3	21.903	136.6	1:31.681	95.54	0.075	13:20:06.081
4 -	28.814	113.7	16.588	143.7	25.025	93.8	22.074	134.2	1:32.501	94.69	0.895	13:21:38.582
5 -	28.813	113.1	16.531	138.0	24.709	94.6	22.042	130.8	1:32.095	95.11	0.489	13:23:10.677
6 -	28.800	112.7	16.504	138.9	24.681	94.7	22.048	130.5	1:32.033	95.18	0.427	13:24:42.710
7 -	28.862	113.3	16.482	138.3	24.618	95.3	21.930	131.8	1:31.892	95.32	0.286	13:26:14.602
8 -	28.691	113.9	16.397	137.7	24.591	93.9	21.987	131.5	1:31.666 (3)	95.56	0.060	13:27:46.268
9 -	28.716	113.9	16.533	138.0	24.490	96.8	21.913	132.1	1:31.652 (2)	95.57	0.046	13:29:17.920
10 -	28.732	113.5	16.447	138.0	24.485	96.1	21.942	132.1	1:31.606 (1)	95.62		13:30:49.526
11 -	28.817	113.5	16.451	138.6	24.529	94.7	21.973	131.5	1:31.770	95.45	0.164	13:32:21.296
12 -	28.905	113.1	16.519	138.0	24.559	94.5	22.095	130.0	1:32.078	95.13	0.472	13:33:53.374

P2 68		Ferre FLEERACKERS				Aprilia RS660 - B.art Racing Team						
IDEAL LAP TIME : 1:31.555		BEST LAP TIME : 1:31.671				DIFFERENCE : 0.116						
LAP	SECTOR 1	SECTOR 2		SECTOR 3		SECTOR 4		LAP TIME	MPH	DIFF	TIME OF DAY	
1 -		112.7	16.487	140.6	25.508	87.4	22.213	137.2	1:38.287	89.12	6.616	13:17:01.041
2 -	29.482	113.1	16.625	139.8	24.872	95.8	22.170	134.2	1:33.149	94.04	1.478	13:18:34.190
3 -	28.899	114.9	16.646	143.3	24.874	89.9	22.068	134.7	1:32.487	94.71	0.816	13:20:06.677
4 -	28.965	113.5	16.580	140.1	24.842	90.4	21.852	137.5	1:32.239	94.96	0.568	13:21:38.916
5 -	29.057	114.3	16.402	143.0	25.034	91.9	21.859	137.2	1:32.352	94.85	0.681	13:23:11.268
6 -	28.986	113.7	16.279	144.9	24.855	89.0	21.852	134.7	1:31.972	95.24	0.301	13:24:43.240
7 -	28.800	114.7	16.379	143.0	24.822	93.7	21.827	135.5	1:31.828 (2)	95.39	0.157	13:26:15.068
8 -	28.901	114.1	16.466	144.0	24.813	95.4	21.973	133.1	1:32.153	95.05	0.482	13:27:47.221
9 -	29.010	114.3	16.400	139.2	24.800	96.1	21.947	132.8	1:32.157	95.05	0.486	13:29:19.378
10 -	28.793	114.3	16.296	139.5	24.656	94.5	21.926	132.8	1:31.671 (1)	95.55		13:30:51.049
11 -	28.797	113.9	16.319	138.9	24.784	95.4	21.946	132.1	1:31.846 (3)	95.37	0.175	13:32:22.895
12 -	28.933	114.3	16.307	139.5	24.780	94.7	21.955	132.3	1:31.975	95.24	0.304	13:33:54.870

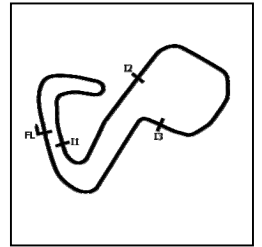
P3 47		Richard COOPER				Triumph Daytona 660 - PHR Performance Triumph						
IDEAL LAP TIME : 1:31.560		BEST LAP TIME : 1:31.671				DIFFERENCE : 0.111						
LAP	SECTOR 1	SECTOR 2		SECTOR 3		SECTOR 4		LAP TIME	MPH	DIFF	TIME OF DAY	
1 -		111.8	16.708	139.5	25.119	90.3	22.214	130.5	1:37.609	89.74	5.938	13:17:00.363
2 -	29.175	112.2	16.699	139.5	24.896	93.3	22.147	130.8	1:32.917	94.27	1.246	13:18:33.280
3 -	29.041	113.7	16.543	139.8	24.860	92.5	22.128	131.5	1:32.572	94.62	0.901	13:20:05.852
4 -	29.003	113.9	16.531	139.8	24.930	90.9	22.161	131.8	1:32.625	94.57	0.954	13:21:38.477
5 -	29.204	112.0	16.543	140.6	24.913	92.4	21.851	134.2	1:32.511	94.68	0.840	13:23:10.988
6 -	28.894	114.1	16.454	140.9	24.746	93.2	21.874	133.1	1:31.968 (3)	95.24	0.297	13:24:42.956
7 -	28.982	114.1	16.458	142.4	24.668	93.9	21.862	133.9	1:31.970	95.24	0.299	13:26:14.926
8 -	28.954	113.5	16.515	141.5	25.057	90.6	21.802	135.2	1:32.328	94.87	0.657	13:27:47.254
9 -	28.981	111.1	16.617	141.2	24.725	91.5	21.832	135.8	1:32.155	95.05	0.484	13:29:19.409
10 -	29.010	113.9	16.419	140.6	24.531	94.2	21.788	134.7	1:31.748 (2)	95.47	0.077	13:30:51.157
11 -	28.987	112.9	16.417	141.2	24.634	92.3	22.147	132.1	1:32.185	95.02	0.514	13:32:23.342
12 -	28.917	113.9	16.382	142.1	24.496	94.7	21.876	135.2	1:31.671 (1)	95.55		13:33:55.013

MCRCB BULLETIN TK314

2024 Bennetts British Superbike Championship - Round 11

2024 Pirelli National Sportbike with Moneybarn Vehicle Finance

RACE 2 - SECTOR ANALYSIS



SECTOR 1 = FL to I1, SECTOR 2 = I1 to I2 SECTOR 3 = I2 to I3, SECTOR 4 = I3 to FL, DIFF = Difference To Personal Best Lap, P = Crossed Finish Line in Pit Lane, D = Time Disallowed

P4 28		Alfie DAVIDSON				Aprilia RS660 - IN Competition / SENCAT Aprilia						
IDEAL LAP TIME : 1:31.473		BEST LAP TIME : 1:31.831				DIFFERENCE : 0.358						
LAP	SECTOR 1	SECTOR 2	SECTOR 3	SECTOR 4	LAP TIME	MPH	DIFF	TIME OF DAY				
1 -		111.2	16.588	140.9	25.274	90.0	22.359	130.8	1:37.973	89.41	6.142	13:17:00.727
2 -	29.215	112.5	16.575	140.9	24.834	89.4	22.087	132.6	1:32.711	94.48	0.880	13:18:33.438
3 -	29.055	112.9	16.425	142.4	24.967	87.9	22.140	133.1	1:32.587	94.61	0.756	13:20:06.025
4 -	29.131	112.5	16.422	143.3	25.077	88.0	22.128	134.4	1:32.758	94.43	0.927	13:21:38.783
5 -	28.950	112.9	16.514	142.4	24.976	90.4	21.924	134.7	1:32.364	94.84	0.533	13:23:11.147
6 -	28.896	112.2	16.357	143.7	24.825	89.1	21.984	133.9	1:32.062	95.15	0.231	13:24:43.209
7 -	29.086	111.8	16.347	144.3	24.826	91.0	21.960	133.6	1:32.219	94.98	0.388	13:26:15.428
8 -	28.852	113.7	16.269	144.3	25.029	86.9	21.982	134.7	1:32.132	95.07	0.301	13:27:47.560
9 -	28.860	113.1	16.502	140.6	24.799	87.4	21.927	135.5	1:32.088	95.12	0.257	13:29:19.648
10 -	28.982	114.1	16.304	142.7	24.643	91.5	21.902	133.6	1:31.831 (1)	95.39		13:30:51.479
11 -	28.823	112.4	16.318	143.0	24.572	97.8	22.130	131.5	1:31.843 (2)	95.37	0.012	13:32:23.322
12 -	28.941	114.9	16.407	140.6	24.692	91.5	21.809	135.0	1:31.849 (3)	95.37	0.018	13:33:55.171

P5 25		Thomas STRUDWICK				Triumph Daytona 660 - TS Racing						
IDEAL LAP TIME : 1:31.619		BEST LAP TIME : 1:31.715				DIFFERENCE : 0.096						
LAP	SECTOR 1	SECTOR 2	SECTOR 3	SECTOR 4	LAP TIME	MPH	DIFF	TIME OF DAY				
1 -		108.7	16.671	140.9	25.409	89.7	22.132	135.5	1:38.201	89.20	6.486	13:17:00.955
2 -	29.253	112.4	16.583	141.8	24.708	88.8	21.954	132.1	1:32.498	94.70	0.783	13:18:33.453
3 -	29.310	112.0	16.599	141.8	24.967	92.3	21.960	136.3	1:32.836	94.35	1.121	13:20:06.289
4 -	29.282	111.1	16.577	142.4	24.738	91.4	21.952	135.2	1:32.549	94.65	0.834	13:21:38.838
5 -	29.400	112.4	16.478	143.0	24.865	90.3	21.854	136.3	1:32.597	94.60	0.882	13:23:11.435
6 -	29.363	111.4	16.499	141.2	25.041	91.8	21.923	135.5	1:32.826	94.36	1.111	13:24:44.261
7 -	29.276	111.1	16.518	141.8	24.554	93.5	21.812	134.4	1:32.160	95.05	0.445	13:26:16.421
8 -	29.117	111.8	16.434	141.8	24.640	94.1	21.919	134.2	1:32.110	95.10	0.395	13:27:48.531
9 -	29.048	112.7	16.469	142.7	24.647	93.9	21.796	135.0	1:31.960	95.25	0.245	13:29:20.491
10 -	29.108	112.5	16.539	142.1	24.480	93.9	21.811	134.7	1:31.938 (3)	95.27	0.223	13:30:52.429
11 -	28.955	112.5	16.405	144.3	24.534	91.5	21.821	136.9	1:31.715 (1)	95.51		13:32:24.144
12 -	29.007	112.7	16.446	142.1	24.463	93.4	21.945	132.3	1:31.861 (2)	95.35	0.146	13:33:56.005

P6 76		Rhys STEPHENSON				Triumph Daytona 660 - Rocket Racing						
IDEAL LAP TIME : 1:31.600		BEST LAP TIME : 1:31.830				DIFFERENCE : 0.230						
LAP	SECTOR 1	SECTOR 2	SECTOR 3	SECTOR 4	LAP TIME	MPH	DIFF	TIME OF DAY				
1 -		111.1	16.697	137.5	25.559	90.8	22.181	135.0	1:38.062	89.32	6.232	13:17:00.816
2 -	29.495	110.9	16.826	140.6	25.103	89.7	22.090	135.5	1:33.514	93.67	1.684	13:18:34.330
3 -	29.454	111.8	16.600	139.5	24.875	88.7	22.152	131.5	1:33.081	94.10	1.251	13:20:07.411
4 -	29.124	112.0	16.492	141.5	24.680	90.5	21.856	135.0	1:32.152	95.05	0.322	13:21:39.563
5 -	29.222	109.6	16.398	142.4	24.717	90.0	21.793	132.1	1:32.130	95.08	0.300	13:23:11.693
6 -	29.267	113.5	16.335	144.0	24.846	91.4	21.892	132.6	1:32.340	94.86	0.510	13:24:44.033
7 -	28.953	113.7	16.465	140.3	24.590	91.1	21.822	135.2	1:31.830 (1)	95.39		13:26:15.863
8 -	29.049	112.2	16.393	141.5	24.578	89.9	21.963	133.9	1:31.983 (3)	95.23	0.153	13:27:47.846
9 -	29.053	112.7	16.446	142.1	24.805	90.6	21.912	135.2	1:32.216	94.99	0.386	13:29:20.062
10 -	29.025	113.9	16.419	141.8	24.583	91.9	21.901	133.6	1:31.928 (2)	95.29	0.098	13:30:51.990
11 -	29.107	112.9	16.468	141.2	24.553	93.7	21.966	132.6	1:32.094	95.11	0.264	13:32:24.084
12 -	29.339	113.9	16.440	141.8	24.519	90.9	21.966	133.9	1:32.264	94.94	0.434	13:33:56.348

RACE 2 - SECTOR ANALYSIS



SECTOR 1 = FL to I1, SECTOR 2 = I1 to I2 SECTOR 3 = I2 to I3, SECTOR 4 = I3 to FL, DIFF = Difference To Personal Best Lap, P = Crossed Finish Line in Pit Lane, D = Time Disallowed

P7 34		Aaron SILVESTER				Triumph Daytona 660 - MIH Solutions / Macadam Racing Triumph						
IDEAL LAP TIME : 1:32.192		BEST LAP TIME : 1:32.446				DIFFERENCE : 0.254						
LAP	SECTOR 1	SECTOR 2		SECTOR 3		SECTOR 4		LAP TIME	MPH	DIFF	TIME OF DAY	
1 -		109.2	16.787	139.8	25.190	83.0	22.127	134.4	1:38.451	88.97	6.005	13:17:01.205
2 -	29.541	110.7	16.504	141.2	25.449	89.1	22.229	132.3	1:33.723	93.46	1.277	13:18:34.928
3 -	29.393	110.9	16.487	139.2	25.241	92.0	22.249	132.1	1:33.370	93.81	0.924	13:20:08.298
4 -	29.783	111.4	16.550	139.5	24.984	91.5	22.003	131.8	1:33.320	93.86	0.874	13:21:41.618
5 -	29.107	110.5	16.471	140.1	24.904	92.8	21.964	131.5	1:32.446 (1)	94.75		13:23:14.064
6 -	29.267	111.8	16.315	140.3	24.980	90.0	22.043	132.6	1:32.605	94.59	0.159	13:24:46.669
7 -	29.084	111.4	16.370	138.0	24.962	94.7	22.113	129.5	1:32.529 (2)	94.67	0.083	13:26:19.198
8 -	29.454	110.9	16.405	141.8	24.935	90.1	22.126	129.8	1:32.920	94.27	0.474	13:27:52.118
9 -	29.160	112.4	16.361	140.6	24.965	92.5	22.058	129.8	1:32.544 (3)	94.65	0.098	13:29:24.662
10 -	29.301	109.6	16.645	136.6	24.829	91.8	22.150	129.3	1:32.925	94.26	0.479	13:30:57.587
11 -	29.307	110.3	16.580	136.9	24.896	92.6	22.088	129.3	1:32.871	94.32	0.425	13:32:30.458
12 -	29.278	111.2	16.506	137.2	24.931	93.4	22.164	128.8	1:32.879	94.31	0.433	13:34:03.337

P8 8		Ash BARNES				Yamaha YZF-R7 - Raceways Yamaha						
IDEAL LAP TIME : 1:32.186		BEST LAP TIME : 1:32.387				DIFFERENCE : 0.201						
LAP	SECTOR 1	SECTOR 2		SECTOR 3		SECTOR 4		LAP TIME	MPH	DIFF	TIME OF DAY	
1 -		106.5	16.942	139.8	25.022	87.6	22.175	135.5	1:39.698	87.86	7.311	13:17:02.452
2 -	29.505	111.2	16.496	139.2	25.136	92.4	21.988	134.4	1:33.125	94.06	0.738	13:18:35.577
3 -	29.401	111.1	16.518	140.6	24.839	89.5	22.078	133.6	1:32.836	94.35	0.449	13:20:08.413
4 -	29.316	111.4	16.453	139.5	25.079	90.6	21.964	133.4	1:32.812	94.38	0.425	13:21:41.225
5 -	29.027	110.1	16.536	138.3	24.757	93.9	22.067	129.3	1:32.387 (1)	94.81		13:23:13.612
6 -	29.195	109.8	16.625	137.7	24.815	93.9	22.089	127.8	1:32.724	94.47	0.337	13:24:46.336
7 -	29.221	110.0	16.580	137.5	25.127	92.4	21.997	134.2	1:32.925	94.26	0.538	13:26:19.261
8 -	29.200	110.3	16.513	137.7	24.807	96.1	22.130	128.8	1:32.650 (3)	94.54	0.263	13:27:51.911
9 -	29.126	110.3	16.598	136.9	25.169	90.9	21.970	132.1	1:32.863	94.33	0.476	13:29:24.774
10 -	29.278	107.0	16.584	139.2	25.220	93.2	22.060	129.3	1:33.142	94.04	0.755	13:30:57.916
11 -	29.208	111.8	16.578	138.3	24.860	91.4	21.949	132.1	1:32.595 (2)	94.60	0.208	13:32:30.511
12 -	29.106	110.0	16.633	136.3	25.176	93.7	22.009	131.8	1:32.924	94.26	0.537	13:34:03.435

P9 55		Harrison DESOY				Yamaha YZF-R7 - Rev2Race Yamaha						
IDEAL LAP TIME : 1:32.221		BEST LAP TIME : 1:32.535				DIFFERENCE : 0.314						
LAP	SECTOR 1	SECTOR 2		SECTOR 3		SECTOR 4		LAP TIME	MPH	DIFF	TIME OF DAY	
1 -		108.5	16.791	139.5	25.266	89.0	22.271	133.4	1:39.662	87.89	7.127	13:17:02.416
2 -	29.294	112.5	16.570	141.8	24.956	93.0	22.234	132.3	1:33.054	94.13	0.519	13:18:35.470
3 -	29.255	110.5	16.553	140.9	24.762	94.6	22.223	131.0	1:32.793	94.40	0.258	13:20:08.263
4 -	29.205	110.1	16.706	138.9	24.810	94.1	22.208	131.0	1:32.929	94.26	0.394	13:21:41.192
5 -	29.205	109.6	16.465	139.5	24.812	90.6	22.090	130.0	1:32.572 (3)	94.62	0.037	13:23:13.764
6 -	29.270	109.4	16.500	141.2	24.948	92.4	22.071	130.8	1:32.789	94.40	0.254	13:24:46.553
7 -	29.460	108.9	16.874	139.5	24.935	92.5	22.096	131.8	1:33.365	93.82	0.830	13:26:19.918
8 -	29.063	110.9	16.539	140.3	25.009	93.5	22.185	130.8	1:32.796	94.39	0.261	13:27:52.714
9 -	29.227	111.1	16.586	139.2	24.785	94.9	22.125	131.3	1:32.723	94.47	0.188	13:29:25.437
10 -	29.091	110.5	16.591	140.1	24.871	89.7	21.982	133.1	1:32.535 (1)	94.66		13:30:57.972
11 -	29.433	110.0	16.619	139.8	24.922	93.8	22.361	130.8	1:33.335	93.85	0.800	13:32:31.307
12 -	29.012	110.1	16.655	139.2	24.779	93.0	22.106	131.3	1:32.552 (2)	94.64	0.017	13:34:03.859

MCRCB BULLETIN TK314

2024 Bennetts British Superbike Championship - Round 11

2024 Pirelli National Sportbike with Moneybarn Vehicle Finance

RACE 2 - SECTOR ANALYSIS



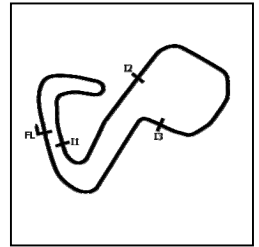
SECTOR 1 = FL to I1, SECTOR 2 = I1 to I2 SECTOR 3 = I2 to I3, SECTOR 4 = I3 to FL, DIFF = Difference To Personal Best Lap, P = Crossed Finish Line in Pit Lane, D = Time Disallowed

P10 74		Finn SMART-WEEDEN				Aprilia RS660 - Definitive Racing						
IDEAL LAP TIME : 1:33.324		BEST LAP TIME : 1:33.392				DIFFERENCE : 0.068						
LAP	SECTOR 1	SECTOR 2		SECTOR 3		SECTOR 4		LAP TIME	MPH	DIFF	TIME OF DAY	
1 -		106.8	16.895	139.2	25.207	85.2	22.300	133.1	1:39.280	88.23	5.888	13:17:02.034
2 -	29.570	110.9	16.658	140.6	25.631	89.1	22.249	133.4	1:34.108	93.08	0.716	13:18:36.142
3 -	29.571	108.0	16.638	140.1	25.013	87.8	22.170	132.6	1:33.392 (1)	93.79		13:20:09.534
4 -	29.607	110.3	16.758	139.5	25.037	88.6	22.222	132.3	1:33.624 (3)	93.56	0.232	13:21:43.158
5 -	29.570	109.4	16.663	139.5	25.101	89.4	22.226	132.1	1:33.560 (2)	93.62	0.168	13:23:16.718
6 -	29.503	109.8	16.697	139.5	25.119	91.5	22.365	131.3	1:33.684	93.50	0.292	13:24:50.402
7 -	29.803	108.9	16.678	138.6	25.251	88.3	22.454	130.5	1:34.186	93.00	0.794	13:26:24.588
8 -	29.846	107.8	16.806	137.2	25.449	88.8	22.562	130.5	1:34.663	92.53	1.271	13:27:59.251
9 -	29.934	107.7	16.709	138.0	25.535	88.7	22.398	131.0	1:34.576	92.62	1.184	13:29:33.827
10 -	29.713	108.9	16.785	137.5	25.371	88.1	22.568	130.8	1:34.437	92.75	1.045	13:31:08.264
11 -	29.853	108.7	16.753	138.3	25.351	89.8	22.689	130.5	1:34.646	92.55	1.254	13:32:42.910
12 -	29.991	108.4	16.847	136.9	25.700	86.8	22.822	124.9	1:35.360	91.86	1.968	13:34:18.270

P11 17		Zak SHELTON				Aprilia RS660 - XMT Racing						
IDEAL LAP TIME : 1:33.324		BEST LAP TIME : 1:33.519				DIFFERENCE : 0.195						
LAP	SECTOR 1	SECTOR 2		SECTOR 3		SECTOR 4		LAP TIME	MPH	DIFF	TIME OF DAY	
1 -		107.3	17.848	138.0	25.888	86.5	22.819	130.3	1:44.410	83.89	10.891	13:17:07.164
2 -	30.431	112.0	17.016	139.5	25.976	88.5	22.464	133.6	1:35.887	91.35	2.368	13:18:43.051
3 -	29.891	112.4	16.874	141.2	25.172	85.1	22.303	133.4	1:34.240	92.95	0.721	13:20:17.291
4 -	29.585	112.5	16.869	140.9	25.171	87.9	22.382	130.3	1:34.007	93.18	0.488	13:21:51.298
5 -	29.395	111.4	16.933	137.7	24.996	92.3	22.321	130.5	1:33.645 (2)	93.54	0.126	13:23:24.943
6 -	29.418	111.4	16.897	139.2	24.954	86.4	22.250	132.6	1:33.519 (1)	93.66		13:24:58.462
7 -	29.583	111.2	16.808	138.3	25.106	90.1	22.309	131.3	1:33.806	93.38	0.287	13:26:32.268
8 -	29.474	112.9	16.725	139.8	25.113	92.1	22.453	129.3	1:33.765 (3)	93.42	0.246	13:28:06.033
9 -	29.416	111.1	16.884	136.3	25.195	92.3	22.364	128.5	1:33.859	93.32	0.340	13:29:39.892
10 -	29.632	111.8	16.878	136.6	25.177	91.4	22.384	128.5	1:34.071	93.11	0.552	13:31:13.963
11 -	29.407	110.9	16.932	136.6	25.013	92.6	22.462	128.5	1:33.814	93.37	0.295	13:32:47.777
12 -	29.539	110.5	16.952	136.3	25.096	95.5	22.495	129.0	1:34.082	93.10	0.563	13:34:21.859

P12 59		Robert VAREY				Yamaha YZF-R7 - Stanford Fastline						
IDEAL LAP TIME : 1:33.173		BEST LAP TIME : 1:33.365				DIFFERENCE : 0.192						
LAP	SECTOR 1	SECTOR 2		SECTOR 3		SECTOR 4		LAP TIME	MPH	DIFF	TIME OF DAY	
1 -		105.1	17.531	140.1	25.941	89.0	22.728	132.3	1:44.466	83.85	11.101	13:17:07.220
2 -	29.974	110.9	16.821	138.9	26.087	89.4	22.772	129.0	1:35.654	91.57	2.289	13:18:42.874
3 -	29.766	111.6	16.794	138.9	25.399	84.8	22.441	131.0	1:34.400	92.79	1.035	13:20:17.274
4 -	29.731	108.9	16.881	136.1	25.610	86.2	22.379	132.3	1:34.601	92.59	1.236	13:21:51.875
5 -	29.658	112.9	16.878	139.2	25.267	89.1	22.554	130.0	1:34.357	92.83	0.992	13:23:26.232
6 -	29.371	110.5	16.763	136.9	25.216	91.3	22.469	130.5	1:33.819	93.36	0.454	13:25:00.051
7 -	29.374	108.0	16.850	137.2	25.058	92.9	22.374	130.8	1:33.656	93.53	0.291	13:26:33.707
8 -	29.372	108.9	16.795	138.6	25.260	89.4	22.206	133.1	1:33.633 (3)	93.55	0.268	13:28:07.340
9 -	29.554	109.6	16.845	136.6	25.042	93.5	22.381	130.5	1:33.822	93.36	0.457	13:29:41.162
10 -	29.404	111.1	16.788	137.7	24.833	93.7	22.340	132.1	1:33.365 (1)	93.82		13:31:14.527
11 -	29.505	110.9	16.775	138.9	25.092	89.3	22.222	132.1	1:33.594 (2)	93.59	0.229	13:32:48.121
12 -	29.393	111.4	16.819	139.2	25.175	96.0	22.399	131.8	1:33.786	93.40	0.421	13:34:21.907

RACE 2 - SECTOR ANALYSIS



SECTOR 1 = FL to I1, SECTOR 2 = I1 to I2 SECTOR 3 = I2 to I3, SECTOR 4 = I3 to FL, DIFF = Difference To Personal Best Lap, P = Crossed Finish Line in Pit Lane, D = Time Disallowed

P13 67		Jacob STEPHENSON				Yamaha YZF-R7 - Rev2Race Yamaha						
IDEAL LAP TIME : 1:33.802		BEST LAP TIME : 1:33.853				DIFFERENCE : 0.051						
LAP	SECTOR 1	SECTOR 2		SECTOR 3		SECTOR 4		LAP TIME	MPH	DIFF	TIME OF DAY	
1 -		107.3	16.972	135.0	26.044	80.3	22.667	129.5	1:42.107	85.79	8.254	13:17:04.861
2 -	29.730	110.1	16.979	137.5	25.756	90.1	22.422	130.3	1:34.887	92.31	1.034	13:18:39.748
3 -	29.789	108.4	16.828	135.5	25.551	90.9	22.636	127.0	1:34.804	92.39	0.951	13:20:14.552
4 -	29.742	109.4	16.841	136.3	25.220	88.7	22.485	127.3	1:34.288	92.90	0.435	13:21:48.840
5 -	29.646	109.6	16.739	136.3	25.384	92.3	22.546	127.5	1:34.315	92.87	0.462	13:23:23.155
6 -	29.685	109.1	16.765	136.3	25.317	90.8	22.473	127.8	1:34.240	92.95	0.387	13:24:57.395
7 -	29.691	109.6	16.778	136.3	25.213	92.5	22.546	127.0	1:34.228	92.96	0.375	13:26:31.623
8 -	29.772	109.4	16.766	136.1	25.650	89.3	22.431	129.5	1:34.619	92.58	0.766	13:28:06.242
9 -	29.524	110.7	16.723	136.6	25.269	90.1	22.345	130.3	1:33.861 (2)	93.32	0.008	13:29:40.103
10 -	29.539	108.9	16.831	133.6	25.353	90.3	22.387	126.6	1:34.110 (3)	93.08	0.257	13:31:14.213
11 -	29.522	110.5	16.730	136.9	25.257	90.8	22.344	129.5	1:33.853 (1)	93.33		13:32:48.066
12 -	29.695	110.3	16.735	137.2	25.315	90.3	22.375	131.8	1:34.120	93.07	0.267	13:34:22.186

P14 12		Harry COOK				Triumph Daytona 660 - Cook Racing						
IDEAL LAP TIME : 1:33.867		BEST LAP TIME : 1:34.179				DIFFERENCE : 0.312						
LAP	SECTOR 1	SECTOR 2		SECTOR 3		SECTOR 4		LAP TIME	MPH	DIFF	TIME OF DAY	
1 -		101.8	17.463	133.9	25.690	89.1	22.655	130.5	1:41.069	86.67	6.890	13:17:03.823
2 -	29.997	106.3	17.088	137.5	25.679	89.1	22.755	130.3	1:35.519	91.70	1.340	13:18:39.342
3 -	30.001	105.8	16.972	138.6	25.836	88.1	22.496	131.8	1:35.305	91.91	1.126	13:20:14.647
4 -	30.141	106.5	16.827	138.9	25.370	86.5	22.476	131.5	1:34.814	92.38	0.635	13:21:49.461
5 -	29.781	107.7	16.948	138.6	25.354	91.0	22.437	131.0	1:34.520	92.67	0.341	13:23:23.981
6 -	29.707	107.0	16.956	139.2	25.370	89.2	22.442	131.0	1:34.475	92.72	0.296	13:24:58.456
7 -	29.956	107.0	16.872	140.1	25.216	90.8	22.364	131.5	1:34.408 (3)	92.78	0.229	13:26:32.864
8 -	29.858	106.5	16.826	139.5	25.332	91.3	22.417	131.5	1:34.433	92.76	0.254	13:28:07.297
9 -	29.970	107.0	16.732	136.9	25.191	90.0	22.286	132.3	1:34.179 (1)	93.01		13:29:41.476
10 -	29.744	109.4	16.790	139.8	25.249	93.5	22.476	130.8	1:34.259 (2)	92.93	0.080	13:31:15.735
11 -	29.778	109.1	16.833	138.6	25.386	93.4	22.513	130.0	1:34.510	92.68	0.331	13:32:50.245
12 -	29.658	109.2	16.742	138.9	25.513	92.1	22.596	124.7	1:34.509	92.68	0.330	13:34:24.754

P15 23		Joe ELLIS				Aprilia RS660 - JPR						
IDEAL LAP TIME : 1:33.957		BEST LAP TIME : 1:34.261				DIFFERENCE : 0.304						
LAP	SECTOR 1	SECTOR 2		SECTOR 3		SECTOR 4		LAP TIME	MPH	DIFF	TIME OF DAY	
1 -		107.5	17.017	138.9	25.760	83.1	22.682	131.5	1:42.423	85.52	8.162	13:17:05.177
2 -	30.333	108.0	16.898	137.5	26.495	89.1	22.665	130.3	1:36.391	90.87	2.130	13:18:41.568
3 -	30.112	109.2	16.981	137.2	25.637	87.0	22.491	130.0	1:35.221	91.99	0.960	13:20:16.789
4 -	29.968	110.0	16.993	136.6	25.605	87.7	22.298	131.5	1:34.864	92.34	0.603	13:21:51.653
5 -	29.804	110.1	16.777	138.3	25.432	87.4	22.590	134.2	1:34.603	92.59	0.342	13:23:26.256
6 -	29.848	109.2	16.758	138.9	25.315	92.6	22.340	132.1	1:34.261 (1)	92.93		13:25:00.517
7 -	29.710	108.5	16.907	138.3	25.372	87.6	22.373	131.5	1:34.362 (2)	92.83	0.101	13:26:34.879
8 -	29.916	109.1	17.009	136.3	25.505	89.3	22.440	130.5	1:34.870	92.33	0.609	13:28:09.749
9 -	29.997	108.9	16.908	136.3	25.372	87.8	22.465	129.5	1:34.742	92.45	0.481	13:29:44.491
10 -	29.697	110.1	16.998	136.1	25.388	89.1	22.379	129.3	1:34.462	92.73	0.201	13:31:18.953
11 -	29.670	109.8	16.946	136.3	25.231	87.8	22.549	128.8	1:34.396 (3)	92.79	0.135	13:32:53.349
12 -	29.835	109.8	16.981	136.6	25.365	90.8	22.569	129.5	1:34.750	92.45	0.489	13:34:28.099

RACE 2 - SECTOR ANALYSIS



SECTOR 1 = FL to I1, SECTOR 2 = I1 to I2 SECTOR 3 = I2 to I3, SECTOR 4 = I3 to FL, DIFF = Difference To Personal Best Lap, P = Crossed Finish Line in Pit Lane, D = Time Disallowed

P16 51		Rossi BANHAM				Yamaha YZF-R7 - RB Racing						
IDEAL LAP TIME : 1:34.043		BEST LAP TIME : 1:34.399				DIFFERENCE : 0.356						
LAP	SECTOR 1	SECTOR 2		SECTOR 3		SECTOR 4		LAP TIME	MPH	DIFF	TIME OF DAY	
1 -		101.9	17.230	138.9	27.056	80.5	23.057	133.1	1:46.862	81.97	12.463	13:17:09.616
2 -	30.413	102.6	17.151	139.5	25.876	87.7	22.609	132.6	1:36.049	91.20	1.650	13:18:45.665
3 -	30.018	110.0	16.918	141.8	25.858	87.0	22.782	132.6	1:35.576	91.65	1.177	13:20:21.241
4 -	29.785	110.5	16.900	141.5	25.873	88.8	22.808	133.6	1:35.366	91.85	0.967	13:21:56.607
5 -	29.890	109.1	16.989	139.2	25.854	91.9	22.791	128.0	1:35.524	91.70	1.125	13:23:32.131
6 -	30.068	108.5	16.861	143.0	25.998	84.7	22.457	133.4	1:35.384	91.83	0.985	13:25:07.515
7 -	30.256	106.1	16.986	137.7	26.088	88.7	22.473	132.3	1:35.803	91.43	1.404	13:26:43.318
8 -	30.159	110.1	16.757	138.9	25.324	92.3	22.605	129.0	1:34.845	92.35	0.446	13:28:18.163
9 -	29.861	111.1	16.940	137.5	25.235	90.6	22.584	130.0	1:34.620	92.57	0.221	13:29:52.783
10 -	29.637	110.9	16.920	137.5	25.291	89.3	22.551	129.3	1:34.399 (1)	92.79		13:31:27.182
11 -	29.884	110.0	16.821	137.7	25.192	91.9	22.556	129.3	1:34.453 (2)	92.74	0.054	13:33:01.635
12 -	29.825	111.2	16.789	137.7	25.345	92.0	22.527	129.5	1:34.486 (3)	92.71	0.087	13:34:36.121

P17 4		Jack SMITH				Aprilia RS660 - Woodland Racing						
IDEAL LAP TIME : 1:34.839		BEST LAP TIME : 1:34.975				DIFFERENCE : 0.136						
LAP	SECTOR 1	SECTOR 2		SECTOR 3		SECTOR 4		LAP TIME	MPH	DIFF	TIME OF DAY	
1 -		104.0	17.308	140.3	26.392	85.7	23.132	130.3	1:44.298	83.98	9.323	13:17:07.052
2 -	30.600	103.4	17.256	141.5	26.420	84.2	23.000	131.8	1:37.276	90.05	2.301	13:18:44.328
3 -	30.289	106.8	17.096	139.8	26.126	87.8	22.773	131.5	1:36.284	90.97	1.309	13:20:20.612
4 -	30.029	108.5	17.186	137.7	25.949	88.5	22.757	131.0	1:35.921	91.32	0.946	13:21:56.533
5 -	29.923	108.4	16.978	139.8	25.927	89.2	22.817	131.3	1:35.645	91.58	0.670	13:23:32.178
6 -	29.980	108.2	16.869	140.1	25.905	90.1	22.513	132.1	1:35.267	91.95	0.292	13:25:07.445
7 -	30.231	106.8	17.025	140.1	26.070	91.3	22.512	132.1	1:35.838	91.40	0.863	13:26:43.283
8 -	30.022	108.5	16.930	137.7	25.931	89.3	22.530	131.3	1:35.413	91.80	0.438	13:28:18.696
9 -	30.257	108.2	16.934	138.9	25.646	91.5	22.520	130.3	1:35.357	91.86	0.382	13:29:54.053
10 -	29.830	108.0	16.916	138.6	25.723	91.6	22.506	130.3	1:34.975 (1)	92.23		13:31:29.028
11 -	29.972	108.7	16.975	138.3	25.641	92.0	22.564	130.3	1:35.152 (2)	92.06	0.177	13:33:04.180
12 -	29.866	107.8	17.027	138.3	25.776	90.0	22.499	129.8	1:35.168 (3)	92.04	0.193	13:34:39.348

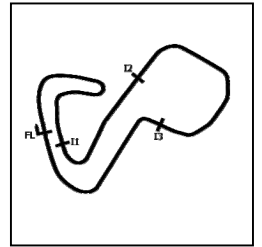
P18 89		Taylor MORETON				Suzuki GSX8R - Powerslide Motorcycles by Sublime Suzuki						
IDEAL LAP TIME : 1:34.943		BEST LAP TIME : 1:35.086				DIFFERENCE : 0.143						
LAP	SECTOR 1	SECTOR 2		SECTOR 3		SECTOR 4		LAP TIME	MPH	DIFF	TIME OF DAY	
1 -		107.0	17.786	132.1	26.718	85.3	22.984	131.8	1:45.585	82.96	10.499	13:17:08.339
2 -	30.664	110.5	17.088	138.0	26.178	84.2	22.828	133.4	1:36.758	90.53	1.672	13:18:45.097
3 -	30.560	110.9	16.837	140.3	26.405	84.3	22.747	133.6	1:36.549	90.72	1.463	13:20:21.646
4 -	30.333	109.6	17.011	140.6	25.775	85.3	22.880	131.8	1:35.999	91.24	0.913	13:21:57.645
5 -	30.429	110.1	17.010	137.5	26.135	87.4	22.827	130.0	1:36.401	90.86	1.315	13:23:34.046
6 -	30.454	111.1	16.958	137.5	26.006	85.2	22.756	130.3	1:36.174	91.08	1.088	13:25:10.220
7 -	30.275	110.5	16.955	138.3	25.652	88.8	22.629	130.3	1:35.511 (3)	91.71	0.425	13:26:45.731
8 -	30.012	111.8	16.980	137.5	25.487	91.6	22.607	131.0	1:35.086 (1)	92.12		13:28:20.817
9 -	30.151	111.4	16.986	137.5	25.532	91.5	22.642	130.5	1:35.311 (2)	91.90	0.225	13:29:56.128
10 -	30.142	111.6	17.030	136.9	25.693	90.9	22.779	130.3	1:35.644	91.58	0.558	13:31:31.772
11 -	30.159	111.2	17.063	137.2	25.654	88.6	22.774	129.0	1:35.650	91.58	0.564	13:33:07.422
12 -	30.265	109.4	17.114	136.6	25.539	91.5	22.776	130.3	1:35.694	91.54	0.608	13:34:43.116

MCRCB BULLETIN TK314

2024 Bennetts British Superbike Championship - Round 11

2024 Pirelli National Sportbike with Moneybarn Vehicle Finance

RACE 2 - SECTOR ANALYSIS



SECTOR 1 = FL to I1, SECTOR 2 = I1 to I2, SECTOR 3 = I2 to I3, SECTOR 4 = I3 to FL, DIFF = Difference To Personal Best Lap, P = Crossed Finish Line in Pit Lane, D = Time Disallowed

P19 24		Scott CARSON				Triumph Daytona 660 - Team Cryosol						
IDEAL LAP TIME : 1:34.910		BEST LAP TIME : 1:35.045				DIFFERENCE : 0.135						
LAP	SECTOR 1	SECTOR 2		SECTOR 3		SECTOR 4		LAP TIME	MPH	DIFF	TIME OF DAY	
1 -		106.5	17.284	138.9	26.273	86.4	23.080	130.3	1:44.382	83.92	9.337	13:17:07.136
2 -	30.753	108.2	17.137	137.7	26.765	86.4	22.941	132.8	1:37.596	89.75	2.551	13:18:44.732
3 -	30.663	109.6	17.062	139.8	25.965	88.7	22.795	132.3	1:36.485	90.78	1.440	13:20:21.217
4 -	30.369	108.2	17.129	140.6	25.850	87.1	23.169	128.0	1:36.517	90.75	1.472	13:21:57.734
5 -	30.787	108.5	17.078	140.3	25.880	88.7	22.644	130.8	1:36.389	90.88	1.344	13:23:34.123
6 -	30.681	110.3	16.998	140.6	25.873	85.9	22.764	129.0	1:36.316	90.94	1.271	13:25:10.439
7 -	30.445	105.6	16.958	139.5	25.780	87.2	22.566	130.3	1:35.749	91.48	0.704	13:26:46.188
8 -	30.181	110.9	17.073	139.2	25.841	88.7	22.606	130.0	1:35.701	91.53	0.656	13:28:21.889
9 -	29.979	109.2	17.039	138.3	25.662	89.5	22.622	129.5	1:35.302 (2)	91.91	0.257	13:29:57.191
10 -	30.269	110.7	17.126	138.0	25.588	89.7	22.601	129.8	1:35.584	91.64	0.539	13:31:32.775
11 -	29.946	110.7	17.030	138.6	25.505	89.3	22.564	130.8	1:35.045 (1)	92.16		13:33:07.820
12 -	30.172	110.7	17.087	140.1	25.610	88.7	22.501	131.8	1:35.370 (3)	91.85	0.325	13:34:43.190

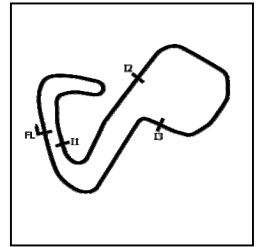
P20 11		Sean O'REILLY				Aprilia RS660 - Moto Muzzi Racing Aprilia						
IDEAL LAP TIME : 1:34.731		BEST LAP TIME : 1:34.875				DIFFERENCE : 0.144						
LAP	SECTOR 1	SECTOR 2		SECTOR 3		SECTOR 4		LAP TIME	MPH	DIFF	TIME OF DAY	
1 -		107.8	17.541	136.6	26.028	92.0	23.028	128.3	1:45.121	83.33	10.246	13:17:07.875
2 -	30.121	110.5	17.361	136.3	26.171	88.3	23.187	128.3	1:36.840	90.45	1.965	13:18:44.715
3 -	30.240	110.3	17.079	135.8	26.025	90.0	22.962	128.0	1:36.306	90.95	1.431	13:20:21.021
4 -	29.962	109.6	17.121	136.6	26.140	94.9	23.400	125.6	1:36.623	90.66	1.748	13:21:57.644
5 -	30.565	108.7	17.073	136.6	25.738	92.5	23.104	125.9	1:36.480	90.79	1.605	13:23:34.124
6 -	30.193	108.7	17.083	133.4	25.850	91.3	23.033	125.4	1:36.159	91.09	1.284	13:25:10.283
7 -	30.409	109.4	16.988	136.3	25.691	90.4	22.819	127.0	1:35.907	91.33	1.032	13:26:46.190
8 -	30.523	109.6	17.058	135.5	25.732	90.6	22.767	127.5	1:36.080	91.17	1.205	13:28:22.270
9 -	29.918	110.0	16.919	135.2	25.712	96.2	22.799	126.6	1:35.348 (2)	91.87	0.473	13:29:57.618
10 -	29.891	110.3	17.223	133.1	25.887	94.1	22.827	126.8	1:35.828	91.41	0.953	13:31:33.446
11 -	29.843	109.6	17.054	134.4	25.396	91.6	22.582	127.5	1:34.875 (1)	92.33		13:33:08.321
12 -	29.834	108.7	17.398	134.7	25.468	93.0	22.971	125.4	1:35.671 (3)	91.56	0.796	13:34:43.992

P21 85		Jayden MARTIN				Triumph Daytona 660 - MIH Solutions / Macadam Racing Triumph						
IDEAL LAP TIME : 1:35.117		BEST LAP TIME : 1:35.401				DIFFERENCE : 0.284						
LAP	SECTOR 1	SECTOR 2		SECTOR 3		SECTOR 4		LAP TIME	MPH	DIFF	TIME OF DAY	
1 -		99.4	17.811	140.1	26.832	83.5	23.212	131.0	1:46.705	82.09	11.304	13:17:09.459
2 -	30.864	103.4	17.347	140.6	26.347	81.2	23.248	130.8	1:37.806	89.56	2.405	13:18:47.265
3 -	30.604	105.0	17.412	137.7	26.206	88.1	23.309	129.0	1:37.531	89.81	2.130	13:20:24.796
4 -	30.499	106.3	17.133	137.7	26.171	88.0	23.263	129.0	1:37.066	90.24	1.665	13:22:01.862
5 -	30.347	103.7	17.123	137.7	26.000	89.8	23.067	129.3	1:36.537	90.74	1.136	13:23:38.399
6 -	30.372	107.0	16.991	138.3	25.782	93.5	23.009	129.0	1:36.154	91.10	0.753	13:25:14.553
7 -	30.148	106.1	17.000	138.3	25.793	92.8	22.966	129.0	1:35.907 (3)	91.33	0.506	13:26:50.460
8 -	30.379	107.7	17.084	138.0	25.800	92.6	22.919	129.8	1:36.182	91.07	0.781	13:28:26.642
9 -	30.225	106.0	16.936	138.0	25.671	91.3	22.731	130.3	1:35.563 (2)	91.66	0.162	13:30:02.205
10 -	30.345	107.8	16.979	138.6	25.741	90.5	22.979	129.5	1:36.044	91.20	0.643	13:31:38.249
11 -	29.779	106.6	16.939	139.2	25.846	90.5	22.837	128.0	1:35.401 (1)	91.82		13:33:13.650
12 -	30.061	108.9	17.115	136.1	25.962	92.3	23.085	128.3	1:36.223	91.03	0.822	13:34:49.873

2024 Bennetts British Superbike Championship - Round 11

2024 Pirelli National Sportbike with Moneybarn Vehicle Finance

RACE 2 - SECTOR ANALYSIS



SECTOR 1 = FL to I1, SECTOR 2 = I1 to I2 SECTOR 3 = I2 to I3, SECTOR 4 = I3 to FL, DIFF = Difference To Personal Best Lap, P = Crossed Finish Line in Pit Lane, D = Time Disallowed

P22 69		Joshua PROUDFOOT				Yamaha YZF-R7 - Rev2Race Yamaha						
IDEAL LAP TIME : 1:35.445		BEST LAP TIME : 1:35.638				DIFFERENCE : 0.193						
LAP	SECTOR 1	SECTOR 2		SECTOR 3		SECTOR 4		LAP TIME	MPH	DIFF	TIME OF DAY	
1 -		101.0	17.565	135.2	27.242	79.9	23.181	131.3	1:47.144	81.75	11.506	13:17:09.898
2 -	30.882	102.6	17.059	136.3	26.710	78.6	23.221	132.3	1:37.872	89.50	2.234	13:18:47.770
3 -	30.291	106.6	17.317	136.1	26.281	86.1	23.311	127.5	1:37.200	90.12	1.562	13:20:24.970
4 -	30.415	105.1	17.219	138.9	26.131	85.9	23.176	131.5	1:36.941	90.36	1.303	13:22:01.911
5 -	30.069	106.3	17.496	136.6	26.035	86.1	23.089	128.8	1:36.689	90.59	1.051	13:23:38.600
6 -	30.244	105.8	17.032	139.8	25.924	92.4	22.934	130.3	1:36.134	91.12	0.496	13:25:14.734
7 -	30.145	103.2	16.960	139.5	25.901	90.5	22.916	127.0	1:35.922 (3)	91.32	0.284	13:26:50.656
8 -	30.278	103.7	17.030	138.0	25.947	89.3	22.804	128.3	1:36.059	91.19	0.421	13:28:26.715
9 -	30.296	107.2	16.977	138.9	25.819	87.0	22.677	130.3	1:35.769 (2)	91.46	0.131	13:30:02.484
10 -	30.176	109.6	16.893	137.7	26.014	84.0	23.205	128.3	1:36.288	90.97	0.650	13:31:38.772
11 -	30.056	107.2	17.180	135.0	25.865	88.5	22.846	127.8	1:35.947	91.29	0.309	13:33:14.719
12 -	30.104	107.0	16.952	136.9	25.868	91.8	22.714	129.3	1:35.638 (1)	91.59		13:34:50.357

P23 61		Cameron HARRIS				Aprilia RS660 - Harris Racing / PW Gates						
IDEAL LAP TIME : 1:35.930		BEST LAP TIME : 1:36.131				DIFFERENCE : 0.201						
LAP	SECTOR 1	SECTOR 2		SECTOR 3		SECTOR 4		LAP TIME	MPH	DIFF	TIME OF DAY	
1 -		107.5	17.294	136.9	26.031	88.3	23.074	128.8	1:43.451	84.67	7.320	13:17:06.205
2 -	30.206	106.6	17.227	137.7	26.241	90.6	23.017	128.8	1:36.691	90.59	0.560	13:18:42.896
3 -	30.699	105.6	17.170	136.6	25.963	89.1	23.154	128.0	1:36.986	90.32	0.855	13:20:19.882
4 -	30.555	105.1	17.455	133.6	26.294	86.9	23.447	127.8	1:37.751	89.61	1.620	13:21:57.633
5 -	31.236	105.0	17.065	138.9	26.097	89.0	22.984	129.0	1:37.382	89.95	1.251	13:23:35.015
6 -	30.431	107.3	17.125	137.7	25.964	89.7	22.907	129.8	1:36.427 (3)	90.84	0.296	13:25:11.442
7 -	30.120	107.5	17.021	137.5	25.991	90.1	23.011	128.8	1:36.143 (2)	91.11	0.012	13:26:47.585
8 -	30.136	107.3	17.060	136.3	25.990	90.8	22.945	129.0	1:36.131 (1)	91.12		13:28:23.716
9 -	30.411	105.0	17.319	135.2	26.248	89.8	23.108	126.1	1:37.086	90.22	0.955	13:30:00.802
10 -	30.239	106.5	17.154	135.0	26.058	90.9	23.081	125.9	1:36.532	90.74	0.401	13:31:37.334
11 -	30.378	105.6	17.059	135.2	25.882	90.4	23.149	128.8	1:36.468	90.80	0.337	13:33:13.802
12 -	30.336	107.2	17.216	135.8	26.009	91.8	23.015	127.0	1:36.576	90.70	0.445	13:34:50.378

P24 20		Jack MUIR				Aprilia RS660 - Jack Muir Racing						
IDEAL LAP TIME : 1:35.136		BEST LAP TIME : 1:35.629				DIFFERENCE : 0.493						
LAP	SECTOR 1	SECTOR 2		SECTOR 3		SECTOR 4		LAP TIME	MPH	DIFF	TIME OF DAY	
1 -		105.1	17.208	138.9	26.024	81.0	22.823	129.0	1:42.098	85.79	6.469	13:17:04.852
2 -	30.379	106.0	17.054	138.0	26.889	83.5	22.448	131.8	1:36.770	90.52	1.141	13:18:41.622
3 -	30.268	104.5	17.212	134.2	25.604	84.6	22.545	130.0	1:35.629 (1)	91.60		13:20:17.251
4 -	30.288	105.8	17.042	136.1	26.013	83.0	23.257	125.6	1:36.600	90.68	0.971	13:21:53.851
5 -	30.857	105.0	17.521	132.3	25.876	85.8	22.779	128.3	1:37.033	90.27	1.404	13:23:30.884
6 -	30.067	105.5	17.137	137.5	26.332	87.2	22.732	128.3	1:36.268	90.99	0.639	13:25:07.152
7 -	30.198	104.5	17.149	131.3	25.753	85.4	22.778	128.8	1:35.878 (2)	91.36	0.249	13:26:43.030
8 -	30.642	104.0	17.017	138.0	25.893	84.0	22.694	128.8	1:36.246 (3)	91.01	0.617	13:28:19.276
9 -	33.634	52.1	19.608	132.1	26.044	84.7	22.761	128.3	1:42.047	85.84	6.418	13:30:01.323
10 -	30.416	104.3	17.360	132.6	26.200	83.7	23.917	126.1	1:37.893	89.48	2.264	13:31:39.216
11 -	30.798	99.7	17.131	135.8	25.826	87.4	22.990	129.8	1:36.745	90.54	1.116	13:33:15.961
12 -	30.816	102.7	17.171	135.5	25.896	88.1	23.694	127.0	1:37.577	89.77	1.948	13:34:53.538

MCRCB BULLETIN TK314

2024 Bennetts British Superbike Championship - Round 11

2024 Pirelli National Sportbike with Moneybarn Vehicle Finance

RACE 2 - SECTOR ANALYSIS



SECTOR 1 = FL to I1, SECTOR 2 = I1 to I2 SECTOR 3 = I2 to I3, SECTOR 4 = I3 to FL, DIFF = Difference To Personal Best Lap, P = Crossed Finish Line in Pit Lane, D = Time Disallowed

P25 6		Jack KNIGHTS			Aprilia RS660 - BlueMotion Racing							
IDEAL LAP TIME : 1:36.196		BEST LAP TIME : 1:36.581			DIFFERENCE : 0.385							
LAP	SECTOR 1	SECTOR 2		SECTOR 3		SECTOR 4		LAP TIME	MPH	DIFF	TIME OF DAY	
1 -		101.9	17.752	129.3	26.822	83.0	23.074	131.3	1:46.023	82.62	9.442	13:17:08.777
2 -	31.032	102.4	17.353	132.6	26.607	83.0	23.215	129.8	1:38.207	89.19	1.626	13:18:46.984
3 -	30.853	102.1	17.539	130.0	26.499	85.7	23.147	129.0	1:38.038	89.35	1.457	13:20:25.022
4 -	30.768	100.9	17.323	138.3	25.971	85.8	22.921	132.8	1:36.983	90.32	0.402	13:22:02.005
5 -	30.602	101.9	17.220	138.6	26.182	85.9	22.749	131.5	1:36.753	90.53	0.172	13:23:38.758
6 -	30.505	104.3	17.091	139.8	26.205	87.8	22.780	129.8	1:36.581 (1)	90.69		13:25:15.339
7 -	30.630	99.7	17.339	135.2	26.222	87.8	22.874	130.0	1:37.065	90.24	0.484	13:26:52.404
8 -	30.385	103.0	17.320	136.1	25.989	88.5	22.889	129.0	1:36.583 (2)	90.69	0.002	13:28:28.987
9 -	30.439	102.7	17.354	135.5	26.218	86.8	22.940	128.0	1:36.951	90.35	0.370	13:30:05.938
10 -	31.304	99.1	17.258	135.5	26.004	86.2	22.875	128.0	1:37.441	89.89	0.860	13:31:43.379
11 -	30.476	103.2	17.320	135.8	26.027	86.1	23.053	127.8	1:36.876	90.42	0.295	13:33:20.255
12 -	30.438	102.7	17.365	136.1	26.146	85.5	22.800	129.3	1:36.749 (3)	90.54	0.168	13:34:57.004

P26 26		Del DOWDS			Suzuki GSX8R - Powerslide Motorcycles by Sublime Suzuki							
IDEAL LAP TIME : 1:36.214		BEST LAP TIME : 1:36.372			DIFFERENCE : 0.158							
LAP	SECTOR 1	SECTOR 2		SECTOR 3		SECTOR 4		LAP TIME	MPH	DIFF	TIME OF DAY	
1 -		105.0	17.571	130.5	26.950	81.4	23.186	130.5	1:46.430	82.30	10.058	13:17:09.184
2 -	31.155	104.0	17.348	135.5	26.696	80.1	23.321	130.3	1:38.520	88.91	2.148	13:18:47.704
3 -	30.922	106.8	17.226	136.6	26.233	82.8	23.344	130.5	1:37.725	89.63	1.353	13:20:25.429
4 -	30.691	103.4	17.275	136.1	25.993	87.1	23.102	130.8	1:37.061	90.25	0.689	13:22:02.490
5 -	30.430	103.5	17.133	135.2	26.258	86.5	23.028	130.8	1:36.849	90.44	0.477	13:23:39.339
6 -	30.441	106.1	17.057	137.7	25.932	87.0	22.942	130.5	1:36.372 (1)	90.89		13:25:15.711
7 -	30.548	101.5	17.188	135.5	26.310	85.1	23.140	129.5	1:37.186	90.13	0.814	13:26:52.897
8 -	30.461	105.8	17.249	136.9	26.169	86.5	23.150	129.0	1:37.029	90.28	0.657	13:28:29.926
9 -	30.478	103.8	17.288	135.2	26.114	90.5	23.304	128.8	1:37.184	90.13	0.812	13:30:07.110
10 -	30.283	104.5	17.299	135.5	26.107	85.3	23.132	129.0	1:36.821 (3)	90.47	0.449	13:31:43.931
11 -	30.361	105.8	17.180	134.7	26.242	88.0	23.157	128.0	1:36.940	90.36	0.568	13:33:20.871
12 -	30.429	106.6	17.067	136.1	26.148	82.5	23.032	129.3	1:36.676 (2)	90.61	0.304	13:34:57.547

P27 66		Katie HAND			Triumph Daytona 660 - MIH Solutions / Macadam Racing Triumf							
IDEAL LAP TIME : 1:38.586		BEST LAP TIME : 1:38.794			DIFFERENCE : 0.208							
LAP	SECTOR 1	SECTOR 2		SECTOR 3		SECTOR 4		LAP TIME	MPH	DIFF	TIME OF DAY	
1 -		97.1	17.778	126.8	27.365	84.3	23.480	132.8	1:48.056	81.06	9.262	13:17:10.810
2 -	31.403	106.1	17.418	134.4	27.302	84.3	23.589	131.5	1:39.712	87.85	0.918	13:18:50.522
3 -	31.766	108.4	17.404	132.3	27.072	84.9	23.487	131.0	1:39.729	87.83	0.935	13:20:30.251
4 -	31.638	108.2	17.265	133.9	27.104	83.8	23.448	130.5	1:39.455	88.07	0.661	13:22:09.706
5 -	31.431	108.0	17.286	136.1	27.013	83.4	23.401	130.3	1:39.131	88.36	0.337	13:23:48.837
6 -	31.513	108.0	17.350	135.0	27.230	86.3	23.385	130.0	1:39.478	88.05	0.684	13:25:28.315
7 -	31.394	107.7	17.198	134.2	26.942	83.4	23.437	130.0	1:38.971 (2)	88.50	0.177	13:27:07.286
8 -	31.462	108.7	17.369	134.4	26.767	84.8	23.375	130.3	1:38.973 (3)	88.50	0.179	13:28:46.259
9 -	31.319	108.2	17.367	136.6	26.708	84.8	23.400	129.8	1:38.794 (1)	88.66		13:30:25.053
10 -	31.432	107.0	17.409	136.3	26.816	86.5	23.455	129.8	1:39.112	88.38	0.318	13:32:04.165
11 -	31.305	107.7	17.323	136.3	26.991	84.8	23.511	129.3	1:39.130	88.36	0.336	13:33:43.295
12 -	31.448	105.6	17.381	135.0	27.273	84.0	23.502	129.8	1:39.604	87.94	0.810	13:35:22.899

P28 10		Kieran KENT			Kawasaki Ninja 650 - Sycmirus Motorsport							
IDEAL LAP TIME : 1:36.206		BEST LAP TIME : 1:36.206			DIFFERENCE : 0.000							
LAP	SECTOR 1	SECTOR 2		SECTOR 3		SECTOR 4		LAP TIME	MPH	DIFF	TIME OF DAY	
1 -		102.9	17.704	136.1	26.966	81.3	23.264	130.0	1:46.906	81.93	10.700	13:17:09.660
2 -	31.337	100.6	17.377	137.2	26.465	79.2	23.497	128.8	1:38.676	88.77	2.470	13:18:48.336
3 -	30.397	105.1	17.429	136.3	26.279	83.2	23.297	127.8	1:37.402 (2)	89.93	1.196	13:20:25.738
4 -	31.015	100.3	17.483	133.6	26.182	84.4	23.024	127.3	1:37.704 (3)	89.65	1.498	13:22:03.442
5 -	30.075	101.6	17.272	134.7	25.916	86.5	22.943	129.0	1:36.206 (1)	91.05		13:23:39.648

RACE 2 - SECTOR ANALYSIS



SECTOR 1 = FL to I1, SECTOR 2 = I1 to I2 SECTOR 3 = I2 to I3, SECTOR 4 = I3 to FL, DIFF = Difference To Personal Best Lap, P = Crossed Finish Line in Pit Lane, D = Time Disallowed

P29	71	Maximus HARDY				Triumph Daytona 660 - Hardy Racing					
IDEAL LAP TIME : 1:35.742		BEST LAP TIME :		DIFFERENCE :							
LAP	SECTOR 1	SECTOR 2		SECTOR 3		SECTOR 4		LAP TIME	MPH	DIFF	TIME OF DAY
1 -	103.7	17.238	139.8	25.859	86.0	22.764	130.3	1:41.709	86.12		13:17:04.463

P30	44	Sam GREEN				Aprilia RS660 - Bruce Racing					
IDEAL LAP TIME : 1:39.018		BEST LAP TIME :		DIFFERENCE :							
LAP	SECTOR 1	SECTOR 2		SECTOR 3		SECTOR 4		LAP TIME	MPH	DIFF	TIME OF DAY
1 -	106.3	17.483	131.5	26.899	87.7	23.665	127.0	1:45.816	82.78		13:17:08.570

MCRCB BULLETIN TK315

2024 Bennetts British Superbike Championship - Round 11

2024 Pirelli National Sportbike with Moneybarn Vehicle Finance

RACE 2 - BEST SECTORS

SECTOR 1				SECTOR 2				SECTOR 3				SECTOR 4				IDEAL / BEST COMPARISON		
POS	NO	NAME	TIME	NO	NAME	TIME	NO	NAME	TIME	NO	NAME	TIME	POS	NO	NAME	IDEAL	BEST	DIFF
															PERFECT LAP	1:31.149		
1	13	COLOMBI	28.691	13	COLOMBI	16.207	25	STRU DWI	24.463	47	COOPER	21.788	1	13	COLOMBI	1:31.286	1:31.606	0.320
2	68	FLEERAC	28.793	28	DAVIDSO	16.269	13	COLOMBI	24.485	76	STEPHEN	21.793	2	28	DAVIDSON	1:31.473	1:31.831	0.358
3	28	DAVIDSO	28.823	68	FLEERAC	16.279	47	COOPER	24.496	25	STRU DWI	21.796	3	68	FLEERACKERS	1:31.555	1:31.671	0.116
4	47	COOPER	28.894	34	SILVEST	16.315	76	STEPHEN	24.519	28	DAVIDSO	21.809	4	47	COOPER	1:31.560	1:31.671	0.111
5	76	STEPHEN	28.953	76	STEPHEN	16.335	28	DAVIDSO	24.572	68	FLEERAC	21.827	5	76	STEPHENSON	1:31.600	1:31.830	0.230
6	25	STRU DWI	28.955	47	COOPER	16.382	68	FLEERAC	24.656	13	COLOMBI	21.903	6	25	STRU DWICK	1:31.619	1:31.715	0.096
7	55	DESSOY	29.012	25	STRU DWI	16.405	8	BARNES	24.757	8	BARNES	21.949	7	8	BARNES	1:32.186	1:32.387	0.201
8	8	BARNES	29.027	8	BARNES	16.453	55	DESSOY	24.762	34	SILVEST	21.964	8	34	SILVESTER	1:32.192	1:32.446	0.254
9	34	SILVEST	29.084	55	DESSOY	16.465	34	SILVEST	24.829	55	DESSOY	21.982	9	55	DESSOY	1:32.221	1:32.535	0.314
10	59	VAREY	29.371	74	SMART-W	16.638	59	VAREY	24.833	74	SMART-W	22.170	10	59	VAREY	1:33.173	1:33.365	0.192
11	17	SHELTON	29.395	67	STEPHEN	16.723	17	SHELTON	24.954	59	VAREY	22.206	11	74	SMART-WEEDEN	1:33.324	1:33.392	0.068
12	74	SMART-W	29.503	17	SHELTON	16.725	74	SMART-W	25.013	17	SHELTON	22.250	12	17	SHELTON	1:33.324	1:33.519	0.195
13	67	STEPHEN	29.522	12	COOK	16.732	12	COOK	25.191	12	COOK	22.286	13	67	STEPHENSON	1:33.802	1:33.853	0.051
14	51	BANHAM	29.637	51	BANHAM	16.757	51	BANHAM	25.192	23	ELLIS	22.298	14	12	COOK	1:33.867	1:34.179	0.312
15	12	COOK	29.658	23	ELLIS	16.758	67	STEPHEN	25.213	67	STEPHEN	22.344	15	23	ELLIS	1:33.957	1:34.261	0.304
16	23	ELLIS	29.670	59	VAREY	16.763	23	ELLIS	25.231	20	MUIR	22.448	16	51	BANHAM	1:34.043	1:34.399	0.356
17	85	MARTIN	29.779	89	MORETON	16.837	11	O'REILL	25.396	51	BANHAM	22.457	17	11	O'REILLY	1:34.731	1:34.875	0.144
18	4	SMITH	29.830	4	SMITH	16.869	89	MORETON	25.487	4	SMITH	22.499	18	4	SMITH	1:34.839	1:34.975	0.136
19	11	O'REILL	29.834	69	PROUDFO	16.893	24	CARSON	25.505	24	CARSON	22.501	19	24	CARSON	1:34.910	1:35.045	0.135
20	24	CARSON	29.946	11	O'REILL	16.919	20	MUIR	25.604	11	O'REILL	22.582	20	89	MORETON	1:34.943	1:35.086	0.143
21	89	MORETON	30.012	85	MARTIN	16.936	4	SMITH	25.641	89	MORETON	22.607	21	85	MARTIN	1:35.117	1:35.401	0.284
22	69	PROUDFO	30.056	24	CARSON	16.958	85	MARTIN	25.671	69	PROUDFO	22.677	22	20	MUIR	1:35.136	1:35.629	0.493
23	20	MUIR	30.067	71	HARDY	17.002	69	PROUDFO	25.819	85	MARTIN	22.731	23	69	PROUDFOOT	1:35.445	1:35.638	0.193
24	10	KENT	30.075	20	MUIR	17.017	71	HARDY	25.859	6	KNIGHTS	22.749	24	71	HARDY	1:35.742		
25	71	HARDY	30.117	61	HARRIS	17.021	61	HARRIS	25.882	71	HARDY	22.764	25	61	HARRIS	1:35.930	1:36.131	0.201
26	61	HARRIS	30.120	26	DOWDS	17.057	10	KENT	25.916	61	HARRIS	22.907	26	6	KNIGHTS	1:36.196	1:36.581	0.385
27	26	DOWDS	30.283	6	KNIGHTS	17.091	26	DOWDS	25.932	26	DOWDS	22.942	27	10	KENT	1:36.206	1:36.206	0.000
28	6	KNIGHTS	30.385	66	HAND	17.198	6	KNIGHTS	25.971	10	KENT	22.943	28	26	DOWDS	1:36.214	1:36.372	0.158
29	44	GREEN	31.102	10	KENT	17.272	66	HAND	26.708	66	HAND	23.375	29	66	HAND	1:38.586	1:38.794	0.208
30	66	HAND	31.305	44	GREEN	17.352	44	GREEN	26.899	44	GREEN	23.665	30	44	GREEN	1:39.018		

MCRCB BULLETIN TK316**2024 Bennetts British Superbike Championship - Round 11****2024 Pirelli National Sportbike with Moneybarn Vehicle Finance****RACE 2 - BEST SPEEDS**

POS	INTERMEDIATE 1			INTERMEDIATE 2			INTERMEDIATE 3			FINISH LINE		
	NO	NAME	MPH	NO	NAME	MPH	NO	NAME	MPH	NO	NAME	MPH
1	13	COLOMBI	116.9	13	COLOMBI	147.4	28	DAVIDSON	97.8	13	COLOMBI	138.9
2	68	FLEERACKERS	114.9	68	FLEERACKERS	144.9	13	COLOMBI	96.8	68	FLEERACKERS	137.5
3	28	DAVIDSON	114.9	28	DAVIDSON	144.3	11	O'REILLY	96.2	25	STRUDWICK	136.9
4	47	COOPER	114.1	25	STRUDWICK	144.3	68	FLEERACKERS	96.1	47	COOPER	135.8
5	76	STEPHENSON	113.9	76	STEPHENSON	144.0	8	BARNES	96.1	28	DAVIDSON	135.5
6	17	SHELTON	112.9	51	BANHAM	143.0	59	VAREY	96.0	76	STEPHENSON	135.5
7	59	VAREY	112.9	47	COOPER	142.4	17	SHELTON	95.5	8	BARNES	135.5
8	25	STRUDWICK	112.7	34	SILVESTER	141.8	55	DESSOY	94.9	34	SILVESTER	134.4
9	55	DESSOY	112.5	55	DESSOY	141.8	47	COOPER	94.7	23	ELLIS	134.2
10	34	SILVESTER	112.4	4	SMITH	141.5	34	SILVESTER	94.7	17	SHELTON	133.6
11	8	BARNES	111.8	71	HARDY	141.5	25	STRUDWICK	94.1	51	BANHAM	133.6
12	89	MORETON	111.8	17	SHELTON	141.2	76	STEPHENSON	93.7	89	MORETON	133.6
13	51	BANHAM	111.2	8	BARNES	140.6	12	COOK	93.5	55	DESSOY	133.4
14	74	SMART-WEEDEN	110.9	74	SMART-WEEDEN	140.6	85	MARTIN	93.5	74	SMART-WEEDEN	133.4
15	24	CARSON	110.9	89	MORETON	140.6	23	ELLIS	92.6	59	VAREY	133.1
16	67	STEPHENSON	110.7	24	CARSON	140.6	67	STEPHENSON	92.5	24	CARSON	132.8
17	11	O'REILLY	110.5	85	MARTIN	140.6	69	PROUDFOOT	92.4	6	KNIGHTS	132.8
18	23	ELLIS	110.1	59	VAREY	140.1	51	BANHAM	92.3	66	HAND	132.8
19	69	PROUDFOOT	109.6	12	COOK	140.1	4	SMITH	92.0	12	COOK	132.3
20	12	COOK	109.4	69	PROUDFOOT	139.8	61	HARRIS	91.8	69	PROUDFOOT	132.3
21	85	MARTIN	108.9	6	KNIGHTS	139.8	89	MORETON	91.6	4	SMITH	132.1
22	4	SMITH	108.7	23	ELLIS	138.9	74	SMART-WEEDEN	91.5	67	STEPHENSON	131.8
23	66	HAND	108.7	61	HARRIS	138.9	26	DOWDS	90.5	20	MUIR	131.8
24	61	HARRIS	107.5	20	MUIR	138.9	24	CARSON	89.7	85	MARTIN	131.0
25	71	HARDY	107.0	26	DOWDS	137.7	6	KNIGHTS	88.5	26	DOWDS	130.8
26	26	DOWDS	106.8	67	STEPHENSON	137.5	20	MUIR	88.1	71	HARDY	130.3
27	44	GREEN	106.3	10	KENT	137.2	44	GREEN	87.7	10	KENT	130.0
28	20	MUIR	106.0	11	O'REILLY	136.6	66	HAND	86.5	61	HARRIS	129.8
29	10	KENT	105.1	66	HAND	136.6	10	KENT	86.5	11	O'REILLY	128.3
30	6	KNIGHTS	104.3	44	GREEN	134.4	71	HARDY	86.0	44	GREEN	127.0
31												

MCRCB BULLETIN TK317

2024 Bennetts British Superbike Championship - Round 11

2024 Pirelli National Sportbike with Moneybarn Vehicle Finance

RACE 2 - STATISTICS

Competitors Started	30
Planned Start	2024-10-13 @ 13:15:00.000
Actual Start	2024-10-13 @ 13:15:22.754
Finish Time	2024-10-13 @ 13:33:53.373
Track Length	2.4332mi.
Total Laps	331
Total Distance Covered	805.4188mi.

Session Fastest Lap History

NO	NAME	LAP TIME	TIME OF DAY	LAP	VEHICLE
47	Richard COOPER	1:32.917	13:18:33.280	2	Triumph Daytona 660
28	Alfie DAVIDSON	1:32.711	13:18:33.438	2	Aprilia RS660
25	Thomas STRUDWICK	1:32.498	13:18:33.453	2	Triumph Daytona 660
13	Edoardo COLOMBI	1:32.288	13:18:34.400	2	Aprilia RS660
13	Edoardo COLOMBI	1:31.681	13:20:06.081	3	Aprilia RS660
13	Edoardo COLOMBI	1:31.666	13:27:46.268	8	Aprilia RS660
13	Edoardo COLOMBI	1:31.652	13:29:17.920	9	Aprilia RS660
13	Edoardo COLOMBI	1:31.606	13:30:49.526	10	Aprilia RS660

Session Leader History

NO	NAME	FROM LAP	LAPS LED	DISTANCE	VEHICLE
47	Richard COOPER	1	4	9.73 miles	Triumph Daytona 660
13	Edoardo COLOMBI	5	8	19.46 miles	Aprilia RS660

Flag History

TYPE	TIME OF DAY
GREEN	13:15:22.754
FINISH	13:33:53.373

Flag Statistics

TYPE	COUNT	TOTAL LAPS	TOTAL TIME
Green	1	12	21:56.106
Red	0	0	0.000
Safety Car	0	0	0.000
FCY	0	0	0.000

MCRCB BULLETIN TK318

2024 Bennetts British Superbike Championship - Round 11

2024 Pirelli National Sportbike with Moneybarn Vehicle Finance

RACE 2 - SESSION NOTES

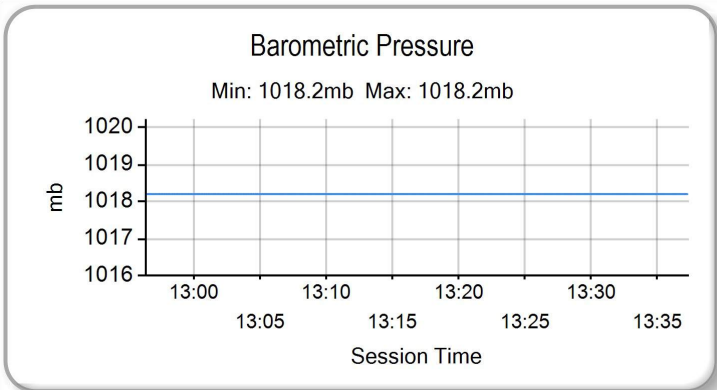
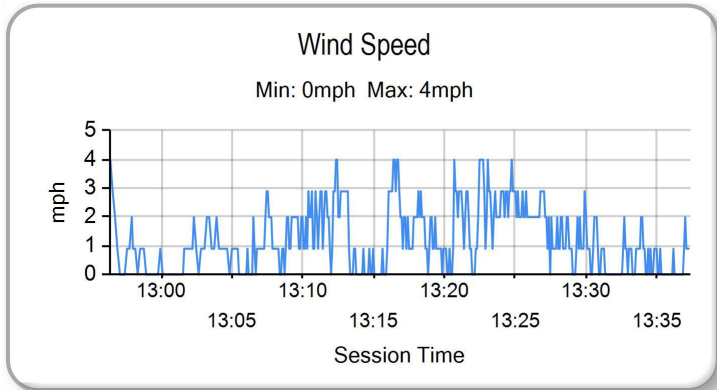
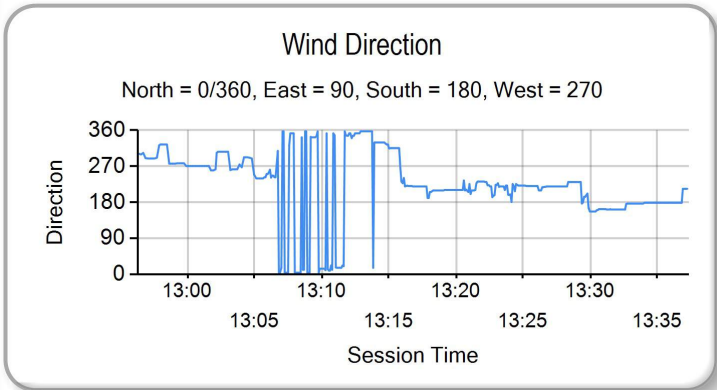
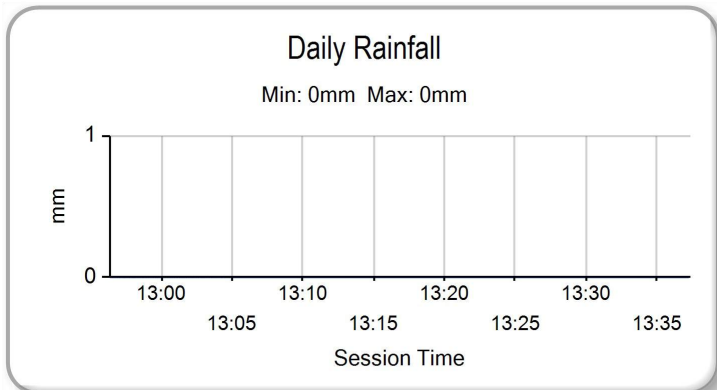
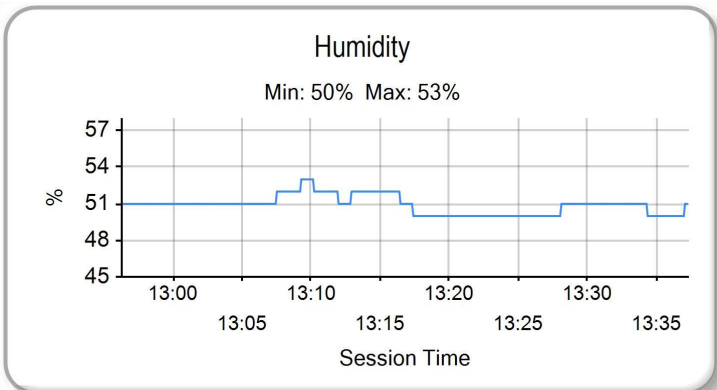
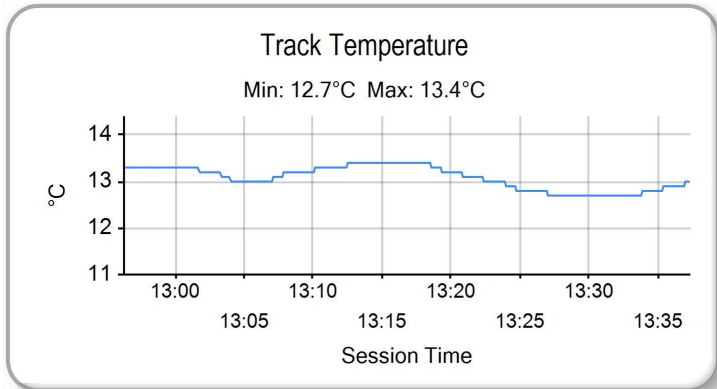
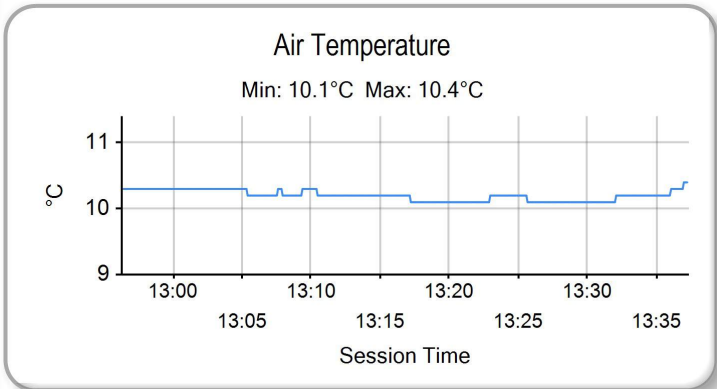
TIME	MESSAGE
13:04:03	PITLANE OPEN
13:09:05	PITLANE CLOSED
13:09:14	5 MINUTES TO WARM UP LAP
13:11:00	3 MINUTES TO WARM UP LAP
13:12:01	1 MINUTE TO WARM UP LAP
13:12:29	30 SECONDS TO WARM UP LAP
13:12:45	GREEN FLAG - WARM UP LAP
13:14:28	RACE START
13:16:02	NO JUMP STARTS
13:18:50	NO.44 INTO THE GRAVEL AT WESTFIELD - CONTINUED
13:19:06	NO.71 ENTERED PITS
13:19:39	NO.44 ENTERED PITS
13:19:54	NO.44 RETIRED
13:21:01	NO.71 RETIRED
13:25:41	NO.10 ENTERED PITS
13:27:51	TWO THIRDS DISTANCE COMPLETED

MCRCB BULLETIN TK319

2024 Bennetts British Superbike Championship - Round 11

2024 Pirelli National Sportbike with Moneybarn Vehicle Finance

RACE 2 - WEATHER CONDITIONS



2024 Pirelli National Sportbike with Moneybarn Finance
RIDERS CHAMPIONSHIP CLASSIFICATION - AMENDED



	TOTAL	GAP	DIFF	Races															Wins	Seconds	Thirds
				1 14th - 6th May	2 Oulton Park International	3 17th - 19th May	4 Donington Park GP	5 14th - 16th June	6 Knockhill	7 5th - 7th July Snetterton 300	8 19th - 21st July Brands Hatch GP	9 9th - 11th August Thruxton	10 24th - 26th August Cadwell Park	11 13th - 15th September Oulton Park International	12 27th - 29th September Donington Park GP	13 14th - 13th October Brands Hatch GP					
1 Richard COOPER (Triumph)	308			11 22	22 22	25 25	22 22	25 25	22 22	25 25	22 25	22 25	25 25	35 30			5 8 0				
2 Edoardo COLOMBI (Aprilia)	303.5	4.5		12.5 25	25 25	18 22	25 25	20 20	25 20	25 20	20 25	25 20	22 4 35			8 2 2					
3 Thomas STRUDWICK (Triumph)	256	52	47.5	9	18 20	14 10	20 20	22 20	20 20	22 20	20 20	10 25	24 24			1 1 5					
4 Ash BARNES (Yamaha)	227	81	29	8 20	20 16	20 18	12 16	16 25				22	16 18			1 1 3					
5 Alfie DAVIDSON (Aprilia)	208	100	19	4 16	8 8	10 14	6 8	10 18	18 18	16 16	18 18	16 27 27				0 0 2					
6 Aaron SILVESTER (Triumph)	188	120	20	10	14 16 20	16 14	14 14	16 16	14 14	16 16	14 18 20					0 0 2					
7 Harrison DESOY (Yamaha)	179	129	9	7 18	18 22	18 18	18 18	18 18			14 20	10 16				0 1 1					
8 Rhys STEPHENSON (Triumph)	174	134	5	14 14 12		14 12	14 12	12 22			12 18	22 22				0 1 0					
9 Finn SMART-WEEDEN (Aprilia)	95	213	79	3 12		8	10 10	14 14	14 14			20 14				0 0 0					
10 Zak SHELTON (Aprilia)	77	231	18	5	16		10 6	16				12 12				0 0 0					
11 Jayden MARTIN (Triumph)	73	235	4	6	12 10	5	4 2	8 12	10 4							0 0 0					
12 Rossi BANHAM (Yamaha)	56	252	17		10 5	5	8 4	6			6 10	2				0 0 0					
13 Jacob STEPHENSON (Yamaha)	44	264	12			3	1 3	4 10	6 1	8 8						0 0 0					
14 Lennon DOCHERTY (Kawasaki)	42	266	2			12 16		1 2 5	3 3							0 0 0					
15 Charlie ATKINS (Kawasaki)	40	268	2	8		6 12		6 8								0 0 0					
16 Ferre FLEERACKERS (Aprilia)	30	278	10									30				0 1 0					
17 Cameron HARRIS (Aprilia)	26.5	282	3.5	0.5 3	4 4	2 2		5 4				2				0 0 0					
18 Lewis ARROWSMITH (Aprilia)	24.5	284	2	2.5 10	6 6											0 0 0					
19 Joe ELLIS (Aprilia)	24	284	0.5	4	1 1			3 8 3				4				0 0 0					
20 Maximus HARDY (Triumph)	23	285	1								12	5 6				0 0 0					
21 Sean O'REILLY (Aprilia)	23	285	0	6		8						1 8				0 0 0					
22 Jack MUIR (Aprilia)	20	288	3					1 5				14				0 0 0					
23 Harry COOK (Triumph)	18	290	2									12 6				0 0 0					
24 Robert VAREY (Yamaha)	18	290	0									8 10				0 0 0					
25 Jack SMITH (Aprilia)	17.5	291	0.5	1.5	5 1			4			2 4					0 0 0					
26 Oliver MORGAN-EDWARDS (Aprilia)	14	294	3.5	2	2 2 6							2				0 0 0					
27 Darragh CREAN (Aprilia)	11	297	3	5 3		3										0 0 0					
28 Joshua PROUDFOOT (Yamaha)	11	297	0	1		4 4				1 1						0 0 0					
29 Caolan IRWIN (Aprilia)	10	298	1					5 5								0 0 0					
30 Taylor MORETON (Suzuki)	6	302	4									6				0 0 0					
31 Katie HAND (Yamaha)	6	302	0	1	2 3											0 0 0					
34 Filippo ROVELLI (Triumph)	5	303	1									5				0 0 0					
32 Jack KNIGHTS (Aprilia)	5	303	0							3 2						0 0 0					
33 Kieran KENT (Yamaha)	5	303	0	2				3								0 0 0					
35 Al FAGAN (Triumph)	2	306	3							2						0 0 0					
36 Sam GREEN (Aprilia)	1	307	1		1											0 0 0					