

OMOLOGATO®
1p)mobile



PIRELLI NATIONAL SPORTBIKE CHAMPIONSHIP

With Moneybarn Vehicle Finance



Round 9
Donington Park GP
27th – 29th September 2024

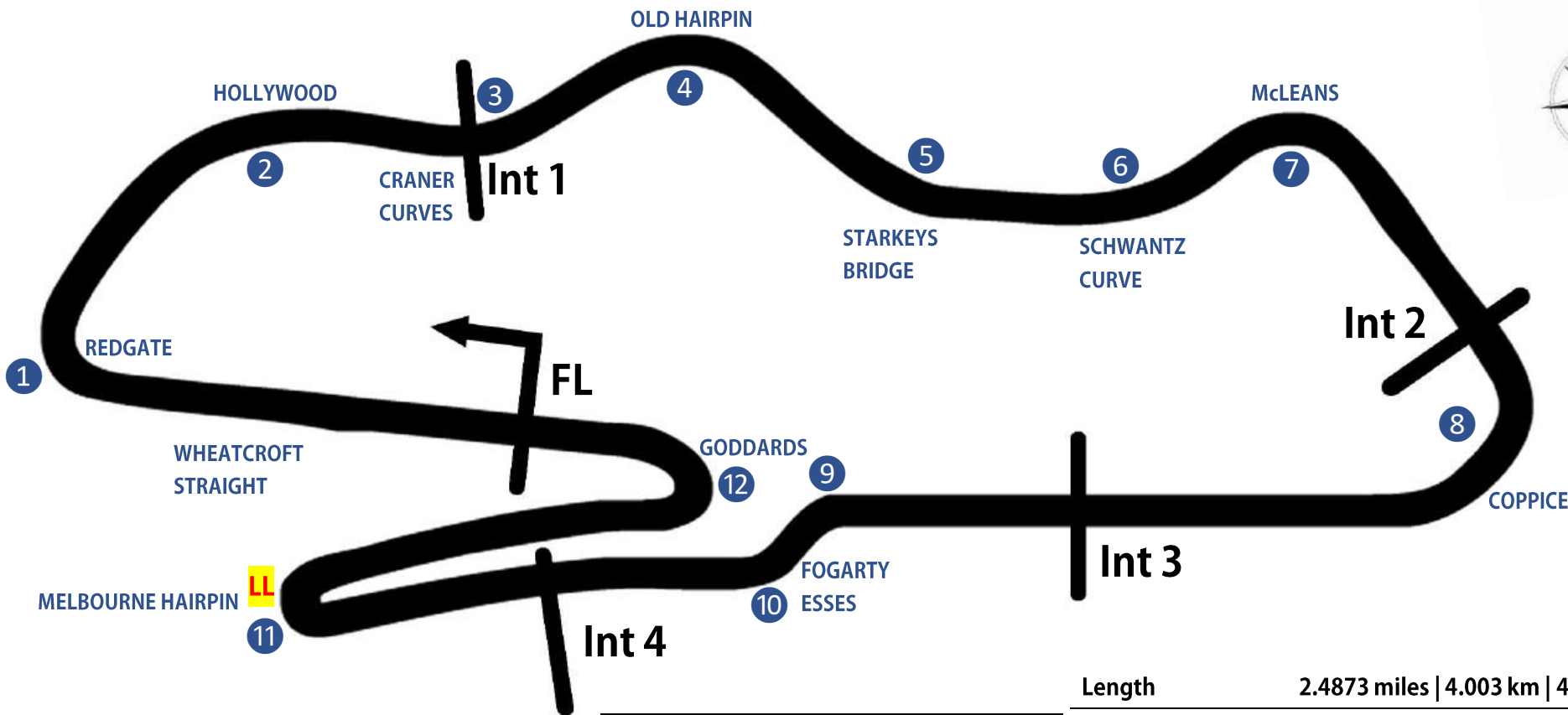


Timing & Results Provided by Timing Solutions Ltd

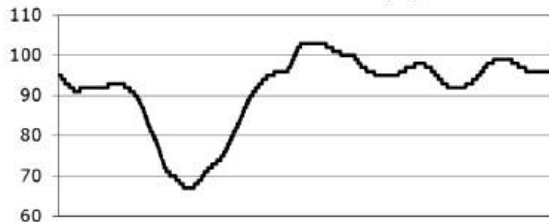
www.tsl-timing.com

Donington Park GP Circuit

Castle Donington, Derby, UK



Circuit Altitude (m)



Race Lap Records		Best Sector Information (Any Session)							
		S1	S1 mph	S2	S3	S3 mph	S3	S5	FL mph
Superbike	1:27.593	18.642	132.8	23.902	11.119	172.0	10.347	22.643	125.6
Superstock (1000)	1:29.213	18.835	129.8	24.130	11.235	168.6	10.581	23.176	124.5
Supersport / GP2	1:30.048	19.227	132.6	24.376	11.559	154.9	10.657	23.309	114.4
Sportbike	1:34.791	20.335	128.0	25.621	12.296	138.0	11.391	24.547	102.2
Sidecar 600	1:35.050	20.788	128.5	24.991	12.464	131.8	11.314	24.889	96.4
BMW F900 R Cup	1:36.967	20.859	122.6	26.010	12.795	132.8	11.754	24.925	99.4
BTC 2020	1:39.379	21.530	123.3	26.517	12.822	126.1	11.490	25.800	94.2
Superteen	1:39.668	21.509	124.5	26.571	12.814	130.5	11.837	25.806	93.3
BSB Best Lap Ever	1:27.196	Jason O' Halloran - McAMS Yamaha - (Q2 - 30/9/23)							

Length	2.4873 miles 4.003 km 4003m		
FL	Start @ 60m	52.82971 N	1.37867 W
Int 1	941m	52.83226 N	1.37893 W
Int 2	2096m	52.82978 N	1.36508 W
Int 3	2641m	52.82866 N	1.37129 W
Int 4	3156m	52.82843 N	1.37848 W
Pit Entry	3976m	52.82951 N	1.37832 W
Pit Exit	229m after FL	52.82996 N	1.38205 W
Pit Entry - Pit Exit	256m, 18.4s @ 50kph, 15.3s @ 60kph		

(LL) LONG LAP - OUTSIDE OF T11 / MELBOURNE HAIRPIN



2024 Bennetts British Superbike Championship - Round 10
 2024 Pirelli National Sportbike with Moneybarn Vehicle Finance



START LIST

NO	CL	NAME	NAT	ENTRY
3		Benji COMPTON	COM	GBR Triumph Daytona 660 - Benji Compton Racing
4		Jack SMITH	SMI	GBR Aprilia RS660 - Woodland Racing
6		Jack KNIGHTS	KNI	GBR Aprilia RS660 - BlueMotion Racing
8		Ash BARNES	BAR	GBR Yamaha YZF-R7 - Raceways Yamaha
10		Kieran KENT	KEN	GBR Kawasaki Ninja 650 - Sycirrus Motorsport
11		Sean O'REILLY	O'RE	GBR Aprilia RS660 - Moto Muzzi Racing Aprilia
13		Edoardo COLOMBI	COL	ITA Aprilia RS660 - Gradara Corse Asd
17		Zak SHELTON	SHE	GBR Aprilia RS660 - XMT Racing
20		Jack MUIR	MUI	GBR Aprilia RS660 - Jack Muir Racing
23		Joe ELLIS	ELL	GBR Aprilia RS660 - JPR
25		Thomas STRUDWICK	STR	GBR Triumph Daytona 660 - TS Racing
26		Del DOWDS	DOW	GBR Suzuki GSX8R - Powerslide Motorcycles by Sublime Suzuki
28		Alfie DAVIDSON	DAV	GBR Aprilia RS660 - IN Competition / SENCAT Aprilia
29		Aaron DAYKIN	DAY	GBR Aprilia RS660 - 929 Racing
34		Aaron SILVESTER	SIL	GBR Triumph Daytona 660 - MIH Solutions / Macadam Racing Triumph
40		Darragh CREAM	CRE	IRL Aprilia RS660 - DJ Racing Aprilia
44		Sam GREEN	GRE	GBR Aprilia RS660 - Bruce Racing
47		Richard COOPER	COO	GBR Triumph Daytona 660 - PHR Performance Triumph
51		Rossi BANHAM	BAN	GBR Yamaha YZF-R7 - RB Racing
55		Harrison DESSOY	DES	GBR Yamaha YZF-R7 - Rev2Race Yamaha
56		Charlie ATKINS	ATK	GBR Kawasaki Ninja 650 - Sycirrus Motorsport
60		Lennon DOCHERTY	DOC	GBR Kawasaki Ninja 650 - Sycirrus Motorsport
61		Cameron HARRIS	HRS	GBR Aprilia RS660 - Harris Racing / PW Gates
66		Katie HAND	HAN	GBR Triumph Daytona 660 - MIH Solutions / Macadam Racing Triumph
67		Jacob STEPHENSON	J.STE	GBR Yamaha YZF-R7 - Rev2Race Yamaha
69		Joshua PROUDFOOT	PRO	GBR Yamaha YZF-R7 - Rev2Race Yamaha
71		Maximus HARDY	HDY	GBR Triumph Daytona 660 - Hardy Racing
74		Finn SMART-WEEDEN	SWE	GBR Aprilia RS660 - Definnitive Racing
76		Rhys STEPHENSON	R.STE	GBR Triumph Daytona 660 - Rocket Racing
77		Oliver MORGAN-EDWARDS	MED	GBR Aprilia RS660 - OME Racing
85		Jayden MARTIN	MAR	AUS Triumph Daytona 660 - MIH Solutions / Macadam Racing Triumph
88		Sergio ROMERO	ROM	ESP Triumph Daytona 660 - Macadam Triumph Racing
89		Taylor MORETON	MOR	GBR Suzuki GSX8R - Powerslide Motorcycles by Sublime Suzuki

Total Competitors: 33

Donington Park GP: 2.4873 miles

Printed - 14:26 Tuesday, 24 September 2024

Results can be found at www.tsl-timing.com



2024 Pirelli National Sportbike with Moneybarn Vehicle Finance
RIDER PERFORMANCE CHART



#	NAME / BIKE	1 4th - 6th May		2 Oulton Park International		3 17th - 19th May		4 Donington Park GP		5 14th - 16th June		6 Knockhill		7 5th - 7th July		8 19th - 21st July		9 9th - 11th August		10 Thruxton		11 24th - 26th August		12 13th - 15th September		13 Oulton Park International		14 27th - 29th September		15 11th - 13th October		16 Brands Hatch GP					
		1	2	3	4	5	6	7	8	9	10	11	12	13	14	15	16	17	18	19	20	21	22	23	24	25	26	27	28	29	30						
3	Benji COMPTON (Triumph)																																				
4	Jack SMITH (Aprilia)	13	DNF	11	18	15	DNF	DNF	20	19	12													14													
6	Jack KNIGHTS (Aprilia)	21	17	17	DNF	DNS	DNS	DNF	23	24	13	14	23																								
7	Jack KIRSCH (Kawasaki)	DNF	DNS																																		
8	Ash BARNES (Yamaha)	5	3	3	5	3	4	7	5	5	1*	DNF	2																								
10	Kieran KENT (Yamaha / Kawasaki)	12	DNF											13										25													
11	Sean O'REILLY (Aprilia)	17	10	DNF	20	17	9	20	18	DNF	DNF	16	19																								
13	Edoardo COLOMBI (Aprilia)	1	1	1*	1*	4	2	1	1*	3	DNF	1*	3																								
14	Lewis ARROWSMITH (Aprilia)	11	8	10	10																																
17	Zak SHELTON (Aprilia)	8	DNF	5	DNF	DQ	DNF	8	10	DNS	5	DNF	20																								
18	Jodie FIELDHOUSE (Aprilia)	DNF	19	DNF	22				23	DNF	DNF	DNS																									
20	Jack MUIR (Aprilia)	22	16	19	19	20	16	19	15	11	DNS													DNS													
23	Joe ELLIS (Aprilia)	16	12	20	15	19	DNS	DNF	16	13	9	13	21																								
25	Thomas STRUDWICK (Triumph)	4	DNF	4	3	6	8	3	3	2	3	3	8																								
27	Filippo ROVELLI (Triumph)																																				
28	Alfie DAVIDSON (Aprilia)	9	5	9	9	8	6	10	9	8	4	4	4																								
29	Aaron DAYKIN (Aprilia)								17																												
34	Aaron SILVESTER (Triumph)	3	DNF	DNF	6	5	3	5	6	6	DNF	5	5																								
40	Darragh CREAN (Aprilia)	20	11	13	DNF	18	13																														
44	Sam GREEN (Aprilia)	DNS	18	15	16				21	DNF	17	DNF																									
47	Richard COOPER (Triumph)	2*	2*	2	2	1*	1*	2*	2	1	DNF	2	1*																								
51	Rossi BANHAM (Yamaha)	DNF	DNS	8	11	DNS	11	9	12	10	DNF	DNF	10																								
55	Harrison DESSOY (Yamaha)	6	4	DNF	4	2	DNF	4	4	4*	DNF	DNS	6																								
56	Charlie ATKINS (Kawasaki)	DNF	9	DNF	DNF	10	7	DNF	DNF	16	10	9	16																								
59	Robert VAREY (Yamaha)																																				
60	Lennon DOCHERTY (Kawasaki)			21	21	7	5	18	DNF	15	14	11	13																								
61	Cameron HARRIS (Aprilia)	15	13	12	12	16	15	14	17	20	11	12	24																								
66	Katie HAND (Triumph)	14	DNF	14	13	21	DNF	22	19	22	16																										
67	Jacob STEPHENSON (Yamaha)					13	DNF	15	13	12	8	10	15																								
69	Joshua PROUDFOOT (Yamaha)	18	15	18	17	12	12	DNF	24	23	15	15	17																								
71	Maximus HARDY (Triumph)																																				
73	AI FAGAN (Triumph)																																				
74	Finn SMART-WEEDEN (Aprilia)	10	7	DNF	DNS	9	DNF	16	8	DNF	6	6	DNF																								
76	Rhys STEPHENSON (Triumph)	DNF	6	6	7	DNS	DNS	6	7	7	2	DNS	7																								
77	Oliver MORGAN-EDWARDS (Aprilia)	19	14	16	14	14	10	DNF	21	18	DNF	DNS	18																								
80	Adam CHILD (Triumph)																																				
85	Jayden MARTIN (Triumph)	7	DNF	7	8	11	DNF	12	14	9	7	8	12																								
89	Taylor MORETON (Suzuki)																																				
96	Caolan IRWIN (Aprilia)																																				
99	Fabian DRESLER (Triumph)																																				

* Denotes Fastest Lap | DNF = Did Not Finish | DNQ = Did Not Qualify | DNS = Did Not Start |

NC = Finished but Not Classified | DQ - Disqualified | Change of Team/Machine ||

Denotes Pole Position

Wildcard / None Points Scorer

2024 Pirelli National Sportbike with Moneybarn Vehicle Finance

LAPS LED



#	NAME / BIKE	4th - 6th May Oulton Park International		17th - 19th May Donington Park GP		14th - 16th June Knockhill		5th - 7th July Snetterton 300		19th - 21st July Brands Hatch GP		9th - 11th August Thruxton		24th - 26th August Cadwell Park		13th - 15th September Oulton Park International		27th - 29th September Donington Park GP		14th - 13th October Brands Hatch GP		TOTAL
		1	2	3	4	5	6	7	8	9	10	11	12	13	14	15						
13	Edoardo COLOMBI (Aprilia)	7	10	12	12			10	11	4	6	2										74
47	Richard COOPER (Triumph)		2			8	22	1	1	8	4	8	8									62
55	Harrison DESSOY (Yamaha)										1											1
25	Thomas STRUDWICK (Triumph)										1											1

BOLD NUMBER INDICATES RACE WINNER



FREE PRACTICE 1 - CLASSIFICATION

POS	NO	NAME	NAT	ENTRY	TIME	ON	LAPS	GAP	DIFF	MPH
1	59	Robert VAREY	GBR	Yamaha YZF-R7 - Stanford Fastline	1:50.332	11	11			81.15
2	55	Harrison DESSOY	GBR	Yamaha YZF-R7 - Rev2Race Yamaha	1:50.536	10	10	0.204	0.204	81.00
3	76	Rhys STEPHENSON	GBR	Triumph Daytona 660 - Rocket Racing	1:51.365	11	11	1.033	0.829	80.40
4	34	Aaron SILVESTER	GBR	Triumph Daytona 660 - MIH Solutions / Macadam Raci	1:51.946	10	11	1.614	0.581	79.98
5	4	Jack SMITH	GBR	Aprilia RS660 - Woodland Racing	1:52.383	13	13	2.051	0.437	79.67
6	25	Thomas STRUDWICK	GBR	Triumph Daytona 660 - TS Racing	1:53.254	5	7	2.922	0.871	79.06
7	17	Zak SHELTON	GBR	Aprilia RS660 - XMT Racing	1:54.121	6	6	3.789	0.867	78.46
8	29	Aaron DAYKIN	GBR	Aprilia RS660 - 929 Racing	1:54.202	10	10	3.870	0.081	78.40
9	28	Alfie DAVIDSON	GBR	Aprilia RS660 - IN Competition / SENCAT Aprilia	1:54.252	9	10	3.920	0.050	78.37
10	69	Joshua PROUDFOOT	GBR	Yamaha YZF-R7 - Rev2Race Yamaha	1:54.418	6	6	4.086	0.166	78.26
11	60	Lennon DOCHERTY	GBR	Kawasaki Ninja 650 - Symcirrus Motorsport	1:54.458	9	10	4.126	0.040	78.23
12	51	Rossi BANHAM	GBR	Yamaha YZF-R7 - RB Racing	1:54.789	3	6	4.457	0.331	78.00
13	26	Del DOWDS	GBR	Suzuki GSX8R - Powerslide Motorcycles by Sublime S	1:55.165	4	5	4.833	0.376	77.75
14	10	Kieran KENT	GBR	Kawasaki Ninja 650 - Symcirrus Motorsport	1:55.330	5	7	4.998	0.165	77.64
15	71	Maximus HARDY	GBR	Triumph Daytona 660 - Hardy Racing	1:55.796	10	12	5.464	0.466	77.32
16	89	Taylor MORETON	GBR	Suzuki GSX8R - Powerslide Motorcycles by Sublime S	1:56.464	9	12	6.132	0.668	76.88
17	6	Jack KNIGHTS	GBR	Aprilia RS660 - BlueMotion Racing	1:56.711	8	9	6.379	0.247	76.72
18	85	Jayden MARTIN	AUS	Triumph Daytona 660 - MIH Solutions / Macadam Raci	1:58.302	7	11	7.970	1.591	75.69
19	56	Charlie ATKINS	GBR	Kawasaki Ninja 650 - Symcirrus Motorsport	1:58.462	4	5	8.130	0.160	75.58
20	61	Cameron HARRIS	GBR	Aprilia RS660 - Harris Racing / PW Gates	1:58.893	4	11	8.561	0.431	75.31
21	88	Sergio ROMERO	ESP	Triumph Daytona 660 - Macadam Triumph Racing	2:00.303	11	11	9.971	1.410	74.43
22	20	Jack MUIR	GBR	Aprilia RS660 - Jack Muir Racing	2:00.591	11	11	10.259	0.288	74.25

QUALIFYING LAPTIME (110.0% of 1:50.332) = 2:01.365

23	23	Joe ELLIS	GBR	Aprilia RS660 - JPR	2:08.412	8	9	18.080	7.821	69.73
24	77	Oliver MORGAN-EDWARDS	GBR	Aprilia RS660 - OME Racing			2			
25	11	Sean O'REILLY	GBR	Aprilia RS660 - Moto Muzzi Racing Aprilia			1			
26	74	Finn SMART-WEEDEN	GBR	Aprilia RS660 - Definitive Racing						

Comments:

#60 - Lap 8 Time Cancelled - Course Cut T9/T10

#60 - Lap 10 Time Cancelled - Course Cut T9/T10

Weather / Track : Cloudy / Wet

These results are provisional until the conclusion of any judicial and technical matters.

Date: 27/09/2024 Start: 09:00 Finish: 09:25

Donington Park GP: 2.4873 miles

Race Director: Stuart Higgs S. Higgs	Stewards:	Timekeeper: Richard Evans R. EVANS	
---	-----------	---------------------------------------	--

Digitally Approved at 09:38 Friday, 27 September 2024

Digitally Approved at 09:35 Friday, 27 September 2024

Results can be found at www.tsl-timing.com

Printed - 09:29 Friday, 27 September 2024

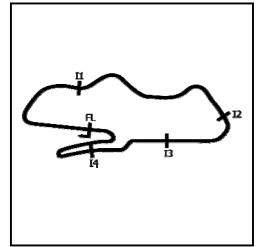


MCRCB BULLETIN TK002

2024 Bennetts British Superbike Championship - Round 10

2024 Pirelli National Sportbike with Moneybarn Vehicle Finance

FREE PRACTICE 1 - SECTOR ANALYSIS



SECTOR 1 = FL to I1, SECTOR 2 = I1 to I2, SECTOR 3 = I2 to I3, SECTOR 4 = I3 to I4, SECTOR 5 = I4 to FL, DIFF = Difference To Personal Best Lap, P = Crossed Finish Line in Pit Lane, D = Time Disallowed

P1		59		Robert VAREY		Yamaha YZF-R7 - Stanford Fastline						
IDEAL LAP TIME :		1:50.259		BEST LAP TIME :		1:50.332		DIFFERENCE :				0.073
LAP	SECTOR 1	SECTOR 2	SECTOR 3	SECTOR 4	SECTOR 5	LAP TIME	MPH	DIFF	TIME OF DAY			
1-	OUTLAP	88.1	34.038	15.700	117.5	15.786	31.390	90.3		09:07:29.683		
2-	25.272	92.4	32.965	15.219	120.6	14.684	30.586	90.8	1:58.726	75.42	8.394	09:09:28.409
3-	25.474	92.9	32.551	15.099	120.2	14.467	29.621	92.0	1:57.212	76.39	6.880	09:11:25.621
4-	24.696	92.1	31.603	14.705	122.2	14.063	29.132	92.8	1:54.199	78.41	3.867	09:13:19.820
5-	24.625	94.7	31.102	14.507	122.6	14.019	28.694	93.9	1:52.947	79.28	2.615	09:15:12.767
6-	24.090	95.4	31.884	14.647	123.1	14.290	29.368	92.5	1:54.279	78.35	3.947	09:17:07.046
7-	24.807	94.1	31.018	14.413	123.8	14.209	28.953	93.2	1:53.400	78.96	3.068	09:19:00.446
8-	24.199	98.8	30.710	14.533	122.2	13.990	28.837	93.0	1:52.269	79.75	1.937	09:20:52.715
9-	23.903	98.1	30.304	14.431	122.0	13.756	28.377	93.2	1:50.771 (2)	80.83	0.439	09:22:43.486
10-	24.009	97.8	30.942	14.384	124.2	13.941	28.587	93.4	1:51.863 (3)	80.04	1.531	09:24:35.349
11-	23.709	97.1	30.087	14.352	123.8	13.734	28.450	93.8	1:50.332 (1)	81.15		09:26:25.681

P2		55		Harrison DESOY		Yamaha YZF-R7 - Rev2Race Yamaha						
IDEAL LAP TIME :		1:50.478		BEST LAP TIME :		1:50.536		DIFFERENCE :				0.058
LAP	SECTOR 1	SECTOR 2	SECTOR 3	SECTOR 4	SECTOR 5	LAP TIME	MPH	DIFF	TIME OF DAY			
1-	OUTLAP	78.9	36.322	15.743	119.8	15.500	30.915	89.8				09:09:45.375
2-	25.385	87.6	32.956	15.153	122.4	14.802	29.870	92.9	1:58.166	75.77	7.630	09:11:43.541
3-	24.760	88.7	32.130	14.883	122.4	14.202	29.087	93.7	1:55.062	77.82	4.526	09:13:38.603
4-	24.422	91.1	31.726	14.676	121.3	14.125	29.084	93.3	1:54.033	78.52	3.497	09:15:32.636
5-	24.142	90.9	31.148	14.517	123.3	13.989	29.335	93.3	1:53.131	79.15	2.595	09:17:25.767
6-	24.332	92.1	31.051	14.570	122.0	13.750	28.812	93.5	1:52.515 (3)	79.58	1.979	09:19:18.282
7-	24.319	93.2	31.055	14.450	122.4	14.075	28.785	93.3	1:52.684	79.46	2.148	09:21:10.966
8-	24.371	90.9	31.257	15.126	120.0	15.148	29.253	92.8	1:55.155	77.76	4.619	09:23:06.121
9-	24.059	94.1	30.629	14.295	123.3	13.774	28.649	93.9	1:51.406 (2)	80.37	0.870	09:24:57.527
10-	23.787	94.6	30.320	14.353	122.2	13.572	28.504	93.5	1:50.536 (1)	81.00		09:26:48.063

P3		76		Rhys STEPHENSON		Triumph Daytona 660 - Rocket Racing						
IDEAL LAP TIME :		1:51.261		BEST LAP TIME :		1:51.365		DIFFERENCE :				0.104
LAP	SECTOR 1	SECTOR 2	SECTOR 3	SECTOR 4	SECTOR 5	LAP TIME	MPH	DIFF	TIME OF DAY			
1-	OUTLAP	85.5	34.796	15.118	120.9	15.326	31.221	92.8				09:03:22.779
2-	25.617	90.6	32.205	14.953	121.7	14.920	30.560	93.0	1:58.255	75.72	6.890	09:05:21.034
3-	24.666	91.0	31.863	14.630	122.4	14.615	30.037	93.0	1:55.811	77.31	4.446	09:07:16.845
4-	24.679	96.1	31.431	14.623	122.6	14.712	30.332	93.2	1:55.777	77.34	4.412	09:09:12.622
5-	24.244	98.3	31.069	14.735	122.2	15.310	29.637	93.4	1:54.995	77.86	3.630	09:11:07.617
6-	24.145	98.2	30.930	14.563	123.3	14.530	IN PIT		1:54.451 P	78.23	3.086	09:13:02.068
7-	OUTLAP	86.4	32.340	14.476	123.3	14.342	30.272	93.3	4:53.251	30.53	3:01.886	09:17:55.319
8-	24.544	97.6	30.865	14.482	123.1	14.143	29.740	93.7	1:53.774	78.70	2.409	09:19:49.093
9-	24.218	99.2	30.862	14.363	123.8	13.995	29.525	95.1	1:52.963 (3)	79.26	1.598	09:21:42.056
10-	24.128	93.8	30.874	14.270	124.7	13.956	29.367	94.5	1:52.595 (2)	79.52	1.230	09:23:34.651
11-	23.744	103.2	30.062	14.175	124.2	13.913	29.471	94.9	1:51.365 (1)	80.40		09:25:26.016

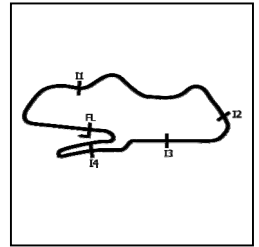
P4		34		Aaron SILVESTER		Triumph Daytona 660 - MIH Solutions / Macadam Racing Triumf						
IDEAL LAP TIME :		1:51.818		BEST LAP TIME :		1:51.946		DIFFERENCE :				0.128
LAP	SECTOR 1	SECTOR 2	SECTOR 3	SECTOR 4	SECTOR 5	LAP TIME	MPH	DIFF	TIME OF DAY			
1-	OUTLAP	85.5	37.425	16.933	114.1	15.320	33.169	80.8				09:03:44.347
2-	26.963	88.7	34.721	16.899	116.1	14.817	31.273	90.3	2:04.673	71.82	12.727	09:05:49.020
3-	24.821	99.5	32.422	15.848	120.6	14.697	30.482	91.3	1:58.270	75.71	6.324	09:07:47.290
4-	25.277	96.0	32.007	15.038	121.3	14.903	31.268	91.9	1:58.493	75.56	6.547	09:09:45.783
5-	25.057	92.3	31.813	15.055	121.5	14.043	29.873	92.3	1:55.841	77.29	3.895	09:11:41.624
6-	24.644	96.5	31.279	14.812	121.3	13.838	28.984	92.5	1:53.557	78.85	1.611	09:13:35.181
7-	24.469	93.0	30.940	14.617	121.7	13.896	29.351	92.9	1:53.273 (3)	79.05	1.327	09:15:28.454
8-	24.245	98.5	31.186	14.855	121.5	13.639	IN PIT		1:52.601 P	79.52	0.655	09:17:21.055
9-	OUTLAP	89.9	33.272	15.096	120.0	13.831	29.604	94.1	4:25.796	33.68	2:33.850	09:21:46.851
10-	24.149	99.1	30.491	14.657	122.4	13.577	29.072	93.3	1:51.946 (1)	79.98		09:23:38.797
11-	24.584	89.1	31.125	14.620	123.5	13.655	29.149	93.0	1:53.133 (2)	79.14	1.187	09:25:31.930

MCRCB BULLETIN TK002

2024 Bennetts British Superbike Championship - Round 10

2024 Pirelli National Sportbike with Moneybarn Vehicle Finance

FREE PRACTICE 1 - SECTOR ANALYSIS



SECTOR 1 = FL to I1, SECTOR 2 = I1 to I2, SECTOR 3 = I2 to I3, SECTOR 4 = I3 to I4, SECTOR 5 = I4 to FL, DIFF = Difference To Personal Best Lap, P = Crossed Finish Line in Pit Lane, D = Time Disallowed

P5		4		Jack SMITH		Aprilia RS660 - Woodland Racing						
IDEAL LAP TIME : 1:52.374		BEST LAP TIME : 1:52.383		DIFFERENCE : 0.009								
LAP	SECTOR 1	SECTOR 2	SECTOR 3	SECTOR 4	SECTOR 5	LAP TIME	MPH	DIFF	TIME OF DAY			
1-	OUTLAP	77.5	37.382	15.682	120.9	15.972	31.972	90.0		09:02:57.591		
2-	25.241	85.7	34.327	15.405	121.1	15.268	31.349	90.4	2:01.590	73.64	9.207	09:04:59.181
3-	25.314	87.1	33.609	15.127	122.0	16.253	30.770	91.4	2:01.073	73.95	8.690	09:07:00.254
4-	25.064	87.7	32.971	15.126	120.6	15.143	30.477	90.9	1:58.781	75.38	6.398	09:08:59.035
5-	25.255	87.3	33.417	15.250	121.7	15.226	30.725	91.0	1:59.873	74.69	7.490	09:10:58.908
6-	24.879	87.7	32.601	14.983	121.5	14.621	29.510	92.0	1:56.594	76.80	4.211	09:12:55.502
7-	24.536	91.4	32.129	14.874	123.3	15.348	30.022	92.4	1:56.909	76.59	4.526	09:14:52.411
8-	24.469	91.0	31.994	14.887	122.0	14.629	29.632	91.9	1:55.611	77.45	3.228	09:16:48.022
9-	24.778	89.0	32.111	15.013	120.4	14.512	29.562	92.0	1:55.976	77.20	3.593	09:18:43.998
10-	24.616	88.6	32.953	14.951	121.7	14.494	29.839	92.3	1:56.853	76.63	4.470	09:20:40.851
11-	24.286	93.2	31.594	14.680	121.5	14.278	29.046	91.4	1:53.884 (2)	78.62	1.501	09:22:34.735
12-	24.480	89.5	32.120	14.628	122.6	14.466	29.152	91.8	1:54.846 (3)	77.96	2.463	09:24:29.581
13-	23.941	93.9	31.078	14.637	122.4	14.046	28.681	93.3	1:52.383 (1)	79.67		09:26:21.964

P6		25		Thomas STRUDWICK		Triumph Daytona 660 - TS Racing						
IDEAL LAP TIME : 1:53.218		BEST LAP TIME : 1:53.254		DIFFERENCE : 0.036								
LAP	SECTOR 1	SECTOR 2	SECTOR 3	SECTOR 4	SECTOR 5	LAP TIME	MPH	DIFF	TIME OF DAY			
1-	OUTLAP	81.0	34.447	15.155	123.1	15.038	30.810	93.4				09:07:18.697
2-	24.674	95.0	32.045	14.641	123.8	14.574	29.951	93.8	1:55.885	77.27	2.631	09:09:14.582
3-	24.697	87.9	31.778	14.605	124.7	14.298	30.128	95.0	1:55.506	77.52	2.252	09:11:10.088
4-	24.375	87.2	31.596	14.544	124.2	14.152	29.538	94.7	1:54.205 (3)	78.40	0.951	09:13:04.293
5-	24.357	87.0	31.332	14.356	124.7	14.065	29.144	95.1	1:53.254 (1)	79.06		09:14:57.547
6-	24.321	87.2	31.523	14.535	123.8	14.251	29.347	94.1	1:53.977 (2)	78.56	0.723	09:16:51.524
7-	24.686	88.4	32.138	14.811	123.3	14.917	IN PIT		1:56.592 P	76.80	3.338	09:18:48.116

P7		17		Zak SHELTON		Aprilia RS660 - XMT Racing						
IDEAL LAP TIME : 1:54.121		BEST LAP TIME : 1:54.121		DIFFERENCE : 0.000								
LAP	SECTOR 1	SECTOR 2	SECTOR 3	SECTOR 4	SECTOR 5	LAP TIME	MPH	DIFF	TIME OF DAY			
1-	OUTLAP	77.6	36.102	16.299	120.4	15.578	32.313	89.0				09:16:10.400
2-	25.931	86.7	33.595	15.381	123.1	14.855	30.980	89.4	2:00.742	74.16	6.621	09:18:11.142
3-	25.395	89.3	33.302	15.066	123.8	14.416	30.283	93.3	1:58.462	75.58	4.341	09:20:09.604
4-	24.961	92.3	32.331	14.899	123.3	14.205	29.777	94.5	1:56.173 (3)	77.07	2.052	09:22:05.777
5-	24.791	89.7	32.072	14.584	124.5	14.171	29.430	94.6	1:55.048 (2)	77.83	0.927	09:24:00.825
6-	24.502	88.1	31.613	14.559	124.2	14.078	29.369	94.6	1:54.121 (1)	78.46		09:25:54.946

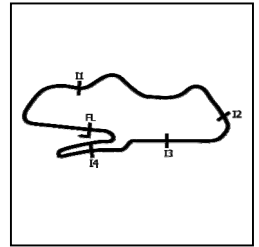
P8		29		Aaron DAYKIN		Aprilia RS660 - 929 Racing						
IDEAL LAP TIME : 1:54.169		BEST LAP TIME : 1:54.202		DIFFERENCE : 0.033								
LAP	SECTOR 1	SECTOR 2	SECTOR 3	SECTOR 4	SECTOR 5	LAP TIME	MPH	DIFF	TIME OF DAY			
1-	OUTLAP	76.7	33.993	15.360	114.1	16.559	32.169	92.1				09:09:07.232
2-	26.166	80.8	33.590	15.342	119.1	15.550	32.071	91.6	2:02.719	72.96	8.517	09:11:09.951
3-	25.916	82.9	33.379	15.334	117.5	15.081	31.688	91.5	2:01.398	73.76	7.196	09:13:11.349
4-	25.409	83.0	32.516	15.219	120.4	15.191	31.024	92.8	1:59.359	75.02	5.157	09:15:10.708
5-	25.410	85.9	32.310	14.896	120.6	15.078	31.442	93.3	1:59.136	75.16	4.934	09:17:09.844
6-	25.711	84.4	32.102	14.870	120.6	14.881	30.577	92.4	1:58.141	75.79	3.939	09:19:07.985
7-	25.046	84.2	33.012	14.952	120.9	15.228	30.964	93.7	1:59.202	75.12	5.000	09:21:07.187
8-	25.449	89.7	31.048	14.530	122.2	14.591	29.735	92.4	1:55.353 (3)	77.62	1.151	09:23:02.540
9-	24.658	88.8	31.120	14.645	122.0	14.509	29.711	93.0	1:54.643 (2)	78.10	0.441	09:24:57.183
10-	24.677	89.9	30.989	14.390	122.9	14.523	29.623	94.2	1:54.202 (1)	78.40		09:26:51.385

MCRCB BULLETIN TK002

2024 Bennetts British Superbike Championship - Round 10

2024 Pirelli National Sportbike with Moneybarn Vehicle Finance

FREE PRACTICE 1 - SECTOR ANALYSIS



SECTOR 1 = FL to I1, SECTOR 2 = I1 to I2, SECTOR 3 = I2 to I3, SECTOR 4 = I3 to I4, SECTOR 5 = I4 to FL, DIFF = Difference To Personal Best Lap, P = Crossed Finish Line in Pit Lane, D = Time Disallowed

P9 28		Alfie DAVIDSON					Aprilia RS660 - IN Competition / SENCAT Aprilia					
IDEAL LAP TIME : 1:54.177		BEST LAP TIME : 1:54.252					DIFFERENCE : 0.075					
LAP	SECTOR 1	SECTOR 2	SECTOR 3	SECTOR 4	SECTOR 5	LAP TIME	MPH	DIFF	TIME OF DAY			
1-	OUTLAP	83.7	33.625	15.513	121.1	15.332	33.097	93.4		09:04:18.114		
2-	25.892	89.7	32.781	14.975	123.1	14.571	30.327	93.9	1:58.546	75.53	4.294	09:06:16.660
3-	24.679	93.5	31.926	14.892	123.1	14.441	29.992	93.8	1:55.930	77.24	1.678	09:08:12.590
4-	24.463	94.5	31.801	14.764	124.2	14.668	29.780	91.3	1:55.476 (3)	77.54	1.224	09:10:08.066
5-	24.636	92.6	32.129	14.720	123.3	14.335	29.489	94.6	1:55.309 (2)	77.65	1.057	09:12:03.375
6-	25.364	87.7	33.130	14.805	123.5	14.758	IN PIT		1:59.223 P	75.10	4.971	09:14:02.598
7-	OUTLAP	85.4	33.687	14.829	123.1	14.676	30.137	94.3	5:43.162	26.09	3:48.910	09:19:45.760
8-	24.603	89.7	32.420	14.757	122.6	14.448	29.629	94.2	1:55.857	77.28	1.605	09:21:41.617
9-	24.293	95.4	31.647	14.516	125.4	14.297	29.499	93.7	1:54.252 (1)	78.37		09:23:35.869
10-	24.228	94.1	32.520	14.710	122.9	14.338	29.854	92.6	1:55.650	77.42	1.398	09:25:31.519

P10 69		Joshua PROUDFOOT					Yamaha YZF-R7 - Rev2Race Yamaha					
IDEAL LAP TIME : 1:54.418		BEST LAP TIME : 1:54.418					DIFFERENCE : 0.000					
LAP	SECTOR 1	SECTOR 2	SECTOR 3	SECTOR 4	SECTOR 5	LAP TIME	MPH	DIFF	TIME OF DAY			
1-	OUTLAP	81.6	35.550	15.978	118.5	15.363	31.945	85.3				09:15:25.986
2-	26.041	87.6	33.412	15.551	119.4	15.150	31.030	90.9	2:01.184	73.89	6.766	09:17:27.170
3-	25.470	91.9	32.865	15.226	119.6	14.930	30.514	90.8	1:59.005	75.24	4.587	09:19:26.175
4-	25.044	92.1	32.287	15.093	118.7	15.329	29.687	91.8	1:57.440 (3)	76.24	3.022	09:21:23.615
5-	24.864	92.1	31.925	14.994	120.2	14.469	29.449	91.3	1:55.701 (2)	77.39	1.283	09:23:19.316
6-	24.760	95.0	31.463	14.805	120.6	14.243	29.147	92.1	1:54.418 (1)	78.26		09:25:13.734

P11 60		Lennon DOCHERTY					Kawasaki Ninja 650 - Sycmirrus Motorsport					
IDEAL LAP TIME : 1:54.186		BEST LAP TIME : 1:54.458					DIFFERENCE : 0.272					
LAP	SECTOR 1	SECTOR 2	SECTOR 3	SECTOR 4	SECTOR 5	LAP TIME	MPH	DIFF	TIME OF DAY			
1-	OUTLAP	85.2	35.553	15.766	113.7	15.672	31.033	87.6				09:04:44.870
2-	28.436	91.5	32.879	15.376	116.3	17.088	IN PIT		2:12.879 P	67.38	18.421	09:06:57.749
3-	OUTLAP	88.7	33.393	15.370	117.7	15.306	31.226	90.1	4:33.419	32.74	2:38.961	09:11:31.168
4-	24.856	88.3	32.990	15.364	116.5	14.888	30.786	89.9	1:58.884	75.32	4.426	09:13:30.052
5-	24.829	90.9	32.511	15.072	117.3	14.796	31.932	86.9	1:59.140	75.15	4.682	09:15:29.192
6-	24.716	91.1	32.111	15.042	119.6	14.672	29.709	89.9	1:56.250 (3)	77.02	1.792	09:17:25.442
7-	25.217	90.8	31.505	14.780	118.5	14.347	29.508	90.4	1:55.357 (2)	77.62	0.899	09:19:20.799
8-	24.632	83.9	32.075	14.916	118.3	16.215	30.169	90.4	1:58.007 D	75.88	3.549	09:21:18.806
9-	24.142	95.0	31.643	14.854	117.7	14.407	29.412	90.4	1:54.458 (1)	78.23		09:23:13.264
10-	27.865	89.1	33.270	18.126	109.4	19.239	39.559	66.4	2:48.059 D	64.85	23.601	09:25:31.323

P12 51		Rossi BANHAM					Yamaha YZF-R7 - RB Racing					
IDEAL LAP TIME : 1:54.677		BEST LAP TIME : 1:54.789					DIFFERENCE : 0.112					
LAP	SECTOR 1	SECTOR 2	SECTOR 3	SECTOR 4	SECTOR 5	LAP TIME	MPH	DIFF	TIME OF DAY			
1-	OUTLAP	84.9	34.629	15.549	122.0	15.121	30.810	92.3				09:04:17.505
2-	25.922	92.1	32.627	15.042	122.4	14.207	29.671	92.9	1:57.469	76.22	2.680	09:06:14.974
3-	25.056	92.8	31.765	14.931	123.8	14.114	28.923	93.8	1:54.789 (1)	78.00		09:08:09.763
4-	25.272	96.0	32.303	15.152	122.4	14.299	28.942	93.8	1:55.968 (2)	77.21	1.179	09:10:05.731
5-	25.857	87.4	32.333	14.996	123.3	14.479	29.287	92.6	1:56.952 (3)	76.56	2.163	09:12:02.683
6-	25.857	90.0	33.554	14.819	124.7	14.814	IN PIT		2:00.274 P	74.45	5.485	09:14:02.957

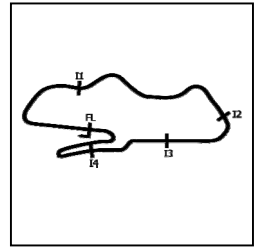
P13 26		Del DOWDS					Suzuki GSX8R - Powerslide Motorcycles by Sublime Suzuki					
IDEAL LAP TIME : 1:55.109		BEST LAP TIME : 1:55.165					DIFFERENCE : 0.056					
LAP	SECTOR 1	SECTOR 2	SECTOR 3	SECTOR 4	SECTOR 5	LAP TIME	MPH	DIFF	TIME OF DAY			
1-	OUTLAP	86.2	33.865	15.569	116.5	15.211	31.362	91.1				09:04:18.559
2-	25.817	86.4	32.952	15.268	118.5	14.605	29.899	91.8	1:58.541 (3)	75.53	3.376	09:06:17.100
3-	24.822	91.1	32.011	15.036	121.1	14.631	29.940	91.8	1:56.440 (2)	76.90	1.275	09:08:13.540
4-	24.600	92.4	31.782	14.886	120.9	14.507	29.390	92.3	1:55.165 (1)	77.75		09:10:08.705
5-	24.544	91.9	33.730	15.091	119.4	15.626	IN PIT		2:00.143 P	74.53	4.978	09:12:08.848

MCRCB BULLETIN TK002

2024 Bennetts British Superbike Championship - Round 10

2024 Pirelli National Sportbike with Moneybarn Vehicle Finance

FREE PRACTICE 1 - SECTOR ANALYSIS



SECTOR 1 = FL to I1, SECTOR 2 = I1 to I2, SECTOR 3 = I2 to I3, SECTOR 4 = I3 to I4, SECTOR 5 = I4 to FL, DIFF = Difference To Personal Best Lap, P = Crossed Finish Line in Pit Lane, D = Time Disallowed

P14 10		Kieran KENT				Kawasaki Ninja 650 - Symcirrus Motorsport							
IDEAL LAP TIME : 1:53.917		BEST LAP TIME : 1:55.330				DIFFERENCE : 1.413							
LAP	SECTOR 1	SECTOR 2	SECTOR 3	SECTOR 4	SECTOR 5	LAP TIME	MPH	DIFF	TIME OF DAY				
1-	OUTLAP	83.1	35.068	15.618	114.3	15.470	30.905	90.9		09:05:52.646			
2-	25.337	90.8	31.940	14.913	120.0	14.540	29.790	91.6	1:56.520 (2)	76.84	1.190	09:07:49.166	
3-	24.988	93.0	31.679	15.052	119.1	14.641	30.511	91.4	1:56.871 (3)	76.61	1.541	09:09:46.037	
4-	25.374	88.8	33.007	15.187	116.3	14.712	29.444	92.1	1:57.724	76.06	2.394	09:11:43.761	
5-	24.960	91.3	32.277	14.823	119.6	14.220	29.050	92.5	1:55.330 (1)	77.64		09:13:39.091	
6-	24.323	93.4	31.938	14.677	119.8	14.188	55.955	73.7	2:21.081	63.47	25.751	09:16:00.172	
7-	27.934	81.7	34.289	16.206	112.9	15.675	IN PIT		2:06.318	P	70.88	10.988	09:18:06.490

P15 71		Maximus HARDY				Triumph Daytona 660 - Hardy Racing							
IDEAL LAP TIME : 1:55.447		BEST LAP TIME : 1:55.796				DIFFERENCE : 0.349							
LAP	SECTOR 1	SECTOR 2	SECTOR 3	SECTOR 4	SECTOR 5	LAP TIME	MPH	DIFF	TIME OF DAY				
1-	OUTLAP	78.2	36.956	16.237	110.5	16.736	33.118	89.5				09:04:29.719	
2-	26.855	84.7	34.127	15.302	117.3	15.566	31.245	91.5	2:03.095	72.74	7.299	09:06:32.814	
3-	25.891	86.9	32.993	15.038	120.2	15.065	30.973	90.9	1:59.960	74.64	4.164	09:08:32.774	
4-	25.665	89.0	33.167	15.116	114.5	15.091	30.891	92.0	1:59.930	74.66	4.134	09:10:32.704	
5-	25.451	88.5	32.773	15.014	120.0	15.017	30.435	91.5	1:58.690	75.44	2.894	09:12:31.394	
6-	25.412	89.1	32.600	15.054	120.6	14.889	29.959	92.6	1:57.914	75.94	2.118	09:14:29.308	
7-	25.237	90.3	32.607	14.894	120.9	14.700	29.967	93.2	1:57.405 (3)	76.26	1.609	09:16:26.713	
8-	25.660	87.7	32.669	14.921	122.0	14.519	30.596	90.1	1:58.365	75.65	2.569	09:18:25.078	
9-	25.131	89.2	32.047	14.733	122.0	14.514	29.666	91.9	1:56.091 (2)	77.13	0.295	09:20:21.169	
10-	24.856	92.3	31.678	14.897	123.8	14.587	29.778	91.4	1:55.796 (1)	77.32		09:22:16.965	
11-	25.167	89.8	32.054	14.820	122.0	14.759	IN PIT		1:59.554	P	74.89	3.758	09:24:16.519
12-	OUTLAP	86.4	32.219	14.784	121.5	14.572	30.747	91.1	2:22.501	62.83	26.705	09:26:39.020	

P16 89		Taylor MORETON				Suzuki GSX8R - Powerslide Motorcycles by Sublime Suzuki						
IDEAL LAP TIME : 1:55.896		BEST LAP TIME : 1:56.464				DIFFERENCE : 0.568						
LAP	SECTOR 1	SECTOR 2	SECTOR 3	SECTOR 4	SECTOR 5	LAP TIME	MPH	DIFF	TIME OF DAY			
1-	OUTLAP	72.7	36.319	16.009	120.6	16.112	32.370	91.6				09:04:24.022
2-	27.055	79.3	34.208	15.668	120.4	15.156	31.181	92.0	2:03.268	72.64	6.804	09:06:27.290
3-	26.312	83.4	33.720	15.487	121.7	15.017	31.394	91.6	2:01.930	73.43	5.466	09:08:29.220
4-	26.372	86.2	33.447	15.652	120.2	15.041	30.638	92.8	2:01.150	73.91	4.686	09:10:30.370
5-	26.051	86.3	33.069	15.340	122.2	14.716	30.214	92.8	1:59.390	75.00	2.926	09:12:29.760
6-	25.793	87.6	32.792	15.361	121.1	14.684	29.826	93.0	1:58.456	75.59	1.992	09:14:28.216
7-	25.931	88.3	32.298	15.164	122.6	14.749	29.983	93.4	1:58.125	75.80	1.661	09:16:26.341
8-	25.832	88.0	32.395	15.076	121.7	14.378	29.697	93.7	1:57.378 (3)	76.28	0.914	09:18:23.719
9-	25.516	88.3	32.049	15.005	122.4	14.349	29.545	93.4	1:56.464 (1)	76.88		09:20:20.183
10-	25.196	87.9	31.923	15.263	122.2	14.617	30.734	93.8	1:57.733	76.05	1.269	09:22:17.916
11-	25.686	86.4	33.241	15.105	121.5	14.766	29.840	92.9	1:58.638	75.47	2.174	09:24:16.554
12-	25.432	86.8	32.250	15.060	122.0	14.450	29.423	93.3	1:56.615 (2)	76.78	0.151	09:26:13.169

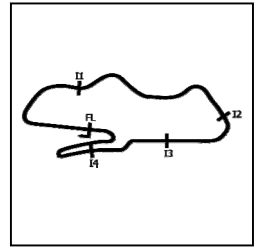
P17 6		Jack KNIGHTS				Aprilia RS660 - BlueMotion Racing						
IDEAL LAP TIME : 1:56.279		BEST LAP TIME : 1:56.711				DIFFERENCE : 0.432						
LAP	SECTOR 1	SECTOR 2	SECTOR 3	SECTOR 4	SECTOR 5	LAP TIME	MPH	DIFF	TIME OF DAY			
1-	OUTLAP	76.7	35.147	15.675	108.9	16.323	32.718	90.0				09:10:36.929
2-	26.186	81.5	34.862	15.862	114.1	15.648	31.365	91.3	2:03.923	72.25	7.212	09:12:40.852
3-	25.996	83.4	33.626	15.239	114.7	15.365	31.443	93.3	2:01.669	73.59	4.958	09:14:42.521
4-	25.840	84.6	33.382	15.144	117.5	15.259	30.540	91.4	2:00.165	74.51	3.454	09:16:42.686
5-	26.159	83.2	33.190	14.950	117.9	15.092	30.378	91.0	1:59.769	74.76	3.058	09:18:42.455
6-	25.763	85.0	33.629	14.839	118.5	14.893	30.043	91.9	1:59.167	75.14	2.456	09:20:41.622
7-	25.624	87.9	32.788	14.988	118.7	14.805	30.300	88.7	1:58.505 (3)	75.56	1.794	09:22:40.127
8-	25.475	88.8	32.181	14.940	119.8	14.374	29.741	92.6	1:56.711 (1)	76.72		09:24:36.838
9-	25.144	90.9	32.478	15.042	119.4	14.497	30.139	92.1	1:57.300 (2)	76.33	0.589	09:26:34.138

MCRCB BULLETIN TK002

2024 Bennetts British Superbike Championship - Round 10

2024 Pirelli National Sportbike with Moneybarn Vehicle Finance

FREE PRACTICE 1 - SECTOR ANALYSIS



SECTOR 1 = FL to I1, SECTOR 2 = I1 to I2, SECTOR 3 = I2 to I3, SECTOR 4 = I3 to I4, SECTOR 5 = I4 to FL, DIFF = Difference To Personal Best Lap, P = Crossed Finish Line in Pit Lane, D = Time Disallowed

P18 85		Jayden MARTIN					Triumph Daytona 660 - MIH Solutions / Macadam Racing Trium					
IDEAL LAP TIME : 1:56.612		BEST LAP TIME : 1:58.302					DIFFERENCE : 1.690					
LAP	SECTOR 1	SECTOR 2	SECTOR 3	SECTOR 4	SECTOR 5	LAP TIME	MPH	DIFF	TIME OF DAY			
1-	OUTLAP	78.3	34.415	15.730	120.0	15.161	31.045	90.6		09:03:10.258		
2-	25.818	80.5	32.875	15.345	118.7	14.820	30.545	90.8	1:59.403	74.99	1.101	09:05:09.661
3-	25.251	86.0	32.835	15.357	120.9	15.039	30.802	90.1	1:59.284	75.06	0.982	09:07:08.945
4-	25.562	83.3	33.137	15.573	118.7	15.252	30.220	92.5	1:59.744	74.77	1.442	09:09:08.689
5-	25.149	86.4	33.611	15.341	119.8	15.972	31.723	91.6	2:01.796	73.52	3.494	09:11:10.485
6-	25.583	89.4	32.792	15.159	121.7	14.720	30.280	91.5	1:58.534	75.54	0.232	09:13:09.019
7-	25.235	87.1	33.184	15.177	121.1	14.924	29.782	91.4	1:58.302 (1)	75.69		09:15:07.321
8-	25.654	84.8	33.082	15.111	122.2	14.721	30.970	84.6	1:59.538	74.90	1.236	09:17:06.859
9-	25.486	86.8	32.411	15.127	122.2	15.119	30.359	93.3	1:58.502 (2)	75.56	0.200	09:19:05.361
10-	26.670	80.1	32.794	14.975	121.7	14.570	29.507	90.9	1:58.516 (3)	75.55	0.214	09:21:03.877
11-	25.743	86.5	33.247	16.447	115.5	15.461	IN PIT		2:04.394 P	71.98	6.092	09:23:08.271

P19 56		Charlie ATKINS					Kawasaki Ninja 650 - Sycmirus Motorsport					
IDEAL LAP TIME : 1:56.779		BEST LAP TIME : 1:58.462					DIFFERENCE : 1.683					
LAP	SECTOR 1	SECTOR 2	SECTOR 3	SECTOR 4	SECTOR 5	LAP TIME	MPH	DIFF	TIME OF DAY			
1-	OUTLAP	78.5	35.744	17.467	116.7	15.590	31.909	89.5				09:05:58.009
2-	25.794	86.8	33.027	15.434	120.6	15.389	32.636	90.6	2:02.280 (3)	73.22	3.818	09:08:00.289
3-	25.796	92.1	32.826	15.190	120.9	14.862	31.089	90.3	1:59.763 (2)	74.76	1.301	09:10:00.052
4-	25.451	87.2	32.918	15.284	121.7	14.678	30.131	90.8	1:58.462 (1)	75.58		09:11:58.514
5-	25.082	89.4	32.037	14.851	122.0	20.141	IN PIT		2:10.957 P	68.37	12.495	09:14:09.471

P20 61		Cameron HARRIS					Aprilia RS660 - Harris Racing / PW Gates					
IDEAL LAP TIME : 1:58.136		BEST LAP TIME : 1:58.893					DIFFERENCE : 0.757					
LAP	SECTOR 1	SECTOR 2	SECTOR 3	SECTOR 4	SECTOR 5	LAP TIME	MPH	DIFF	TIME OF DAY			
1-	OUTLAP	75.5	39.209	16.690	114.3	16.091	32.176	90.3				09:02:55.558
2-	26.099	85.8	35.063	15.945	112.7	15.834	31.521	91.8	2:04.462	71.94	5.569	09:05:00.020
3-	26.045	87.4	34.070	15.581	118.3	15.172	30.806	92.0	2:01.674	73.59	2.781	09:07:01.694
4-	25.250	90.3	33.102	15.385	117.5	14.706	30.450	91.8	1:58.893 (1)	75.31		09:09:00.587
5-	25.291	91.3	32.930	15.483	118.9	14.840	30.548	92.5	1:59.092 (3)	75.18	0.199	09:10:59.679
6-	25.689	92.8	33.073	15.490	119.8	14.563	30.211	92.0	1:59.026 (2)	75.23	0.133	09:12:58.705
7-	25.458	90.0	32.996	15.182	119.6	15.059	30.900	91.9	1:59.595	74.87	0.702	09:14:58.300
8-	25.518	88.7	33.283	15.331	119.4	14.893	31.166	91.0	2:00.191	74.50	1.298	09:16:58.491
9-	25.599	88.4	34.745	15.512	119.6	15.382	IN PIT		2:04.569 P	71.88	5.676	09:19:03.060
10-	OUTLAP	85.8	33.436	15.327	119.1	15.359	31.448	90.1	4:30.741	33.07	2:31.848	09:23:33.801
11-	25.659	87.8	34.173	15.495	119.4	14.771	31.173	91.4	2:01.271	73.83	2.378	09:25:35.072

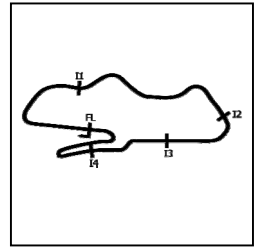
P21 88		Sergio ROMERO					Triumph Daytona 660 - Macadam Triumph Racing					
IDEAL LAP TIME : 2:00.055		BEST LAP TIME : 2:00.303					DIFFERENCE : 0.248					
LAP	SECTOR 1	SECTOR 2	SECTOR 3	SECTOR 4	SECTOR 5	LAP TIME	MPH	DIFF	TIME OF DAY			
1-	OUTLAP	76.3	36.593	16.764	107.8	15.706	33.764	91.9				09:03:45.846
2-	27.375	78.2	34.995	15.678	117.1	15.682	34.463	92.0	2:08.193	69.85	7.890	09:05:54.039
3-	27.088	81.6	34.297	15.479	115.1	15.974	32.677	92.4	2:05.515	71.34	5.212	09:07:59.554
4-	27.871	82.5	34.063	15.297	121.3	15.793	32.322	91.0	2:05.346	71.43	5.043	09:10:04.900
5-	26.335	85.9	34.024	15.028	121.7	15.041	31.410	92.5	2:01.838 (3)	73.49	1.535	09:12:06.738
6-	26.900	83.5	34.334	15.125	121.3	15.598	32.100	92.1	2:04.057	72.18	3.754	09:14:10.795
7-	27.260	82.7	33.815	15.198	119.4	15.098	31.384	94.6	2:02.755	72.94	2.452	09:16:13.550
8-	1:09.053	67.7	38.257	16.043	115.3	15.815	32.224	92.9	2:51.392	52.24	51.089	09:19:04.942
9-	26.930	84.7	33.851	15.124	120.2	15.061	30.905	93.5	2:01.871	73.47	1.568	09:21:06.813
10-	26.615	85.1	32.938	15.042	121.1	15.114	31.149	93.2	2:00.858 (2)	74.09	0.555	09:23:07.671
11-	26.406	85.1	32.746	15.041	121.7	15.106	31.004	93.0	2:00.303 (1)	74.43		09:25:07.974

MCRCB BULLETIN TK002

2024 Bennetts British Superbike Championship - Round 10

2024 Pirelli National Sportbike with Moneybarn Vehicle Finance

FREE PRACTICE 1 - SECTOR ANALYSIS



SECTOR 1 = FL to I1, SECTOR 2 = I1 to I2, SECTOR 3 = I2 to I3, SECTOR 4 = I3 to I4, SECTOR 5 = I4 to FL, DIFF = Difference To Personal Best Lap, P = Crossed Finish Line in Pit Lane, D = Time Disallowed

P22 20		Jack MUIR			Aprilia RS660 - Jack Muir Racing							
IDEAL LAP TIME : 2:00.492		BEST LAP TIME : 2:00.591			DIFFERENCE : 0.099							
LAP	SECTOR 1	SECTOR 2	SECTOR 3	SECTOR 4	SECTOR 5	LAP TIME	MPH	DIFF	TIME OF DAY			
1-	OUTLAP	84.8	36.417	16.335	113.5	17.027	34.622	90.1		09:03:35.004		
2-	27.087	82.0	35.260	16.131	118.9	16.239	33.422	90.5	2:08.139	69.88	7.548	09:05:43.143
3-	27.298	81.3	35.541	16.004	118.7	15.852	33.054	91.8	2:07.749	70.09	7.158	09:07:50.892
4-	27.043	83.9	34.883	15.798	120.4	15.996	32.423	91.5	2:06.143	70.98	5.552	09:09:57.035
5-	26.585	84.2	34.471	15.631	119.8	15.685	31.946	91.0	2:04.318	72.02	3.727	09:12:01.353
6-	26.502	86.1	34.741	15.397	122.2	15.749	31.733	91.4	2:04.122 (3)	72.14	3.531	09:14:05.475
7-	26.334	87.2	34.805	15.955	119.4	15.786	32.466	92.3	2:05.346	71.43	4.755	09:16:10.821
8-	26.092	87.2	34.322	15.595	120.0	15.500	IN PIT		2:03.137 P	72.71	2.546	09:18:13.958
9-	OUTLAP	84.3	34.412	15.478	120.9	15.397	31.292	91.8	3:32.534	42.13	1:31.943	09:21:46.492
10-	26.337	86.7	33.975	15.535	120.9	14.869	31.096	92.6	2:01.812 (2)	73.51	1.221	09:23:48.304
11-	25.919	85.7	33.661	15.355	121.3	14.968	30.688	92.9	2:00.591 (1)	74.25		09:25:48.895

P23 23		Joe ELLIS			Aprilia RS660 - JPR							
IDEAL LAP TIME : 2:07.735		BEST LAP TIME : 2:08.412			DIFFERENCE : 0.677							
LAP	SECTOR 1	SECTOR 2	SECTOR 3	SECTOR 4	SECTOR 5	LAP TIME	MPH	DIFF	TIME OF DAY			
1-	OUTLAP	69.9	41.924	18.684	108.9	17.536	37.715	86.8				09:03:35.140
2-	31.107	72.6	39.179	17.548	113.1	15.842	IN PIT		2:16.665 P	65.52	8.253	09:05:51.805
3-	OUTLAP	79.3	35.791	16.575	114.5	16.291	34.918	87.9	6:53.635	21.64	4:45.223	09:12:45.440
4-	28.105	80.7	36.105	16.738	115.7	16.293	34.591	90.4	2:11.832	67.92	3.420	09:14:57.272
5-	28.295	78.2	36.470	16.864	115.3	15.989	34.062	90.3	2:11.680	68.00	3.268	09:17:08.952
6-	27.791	80.9	35.799	16.496	116.1	15.487	33.304	90.0	2:08.877 (2)	69.48	0.465	09:19:17.829
7-	27.425	80.9	35.906	16.991	115.1	15.937	33.577	91.0	2:09.836	68.96	1.424	09:21:27.665
8-	27.310	79.7	35.225	16.768	114.9	15.892	33.217	90.6	2:08.412 (1)	69.73		09:23:36.077
9-	27.433	79.7	35.475	16.785	114.3	15.719	34.167	89.9	2:09.579 (3)	69.10	1.167	09:25:45.656

P24 77		Oliver MORGAN-EDWARDS			Aprilia RS660 - OME Racing							
IDEAL LAP TIME : 2:04.509		BEST LAP TIME :			DIFFERENCE :							
LAP	SECTOR 1	SECTOR 2	SECTOR 3	SECTOR 4	SECTOR 5	LAP TIME	MPH	DIFF	TIME OF DAY			
1-	OUTLAP	76.4	38.461	16.261	116.5	16.191	31.510	90.8				09:02:53.316
2-	26.832	84.9	35.296	15.468	118.3	15.403	IN PIT		2:02.113 P	73.32		09:04:55.429

P25 11		Sean O'REILLY			Aprilia RS660 - Moto Muzzi Racing Aprilia							
IDEAL LAP TIME :		BEST LAP TIME :			DIFFERENCE :							
LAP	SECTOR 1	SECTOR 2	SECTOR 3	SECTOR 4	SECTOR 5	LAP TIME	MPH	DIFF	TIME OF DAY			
1-	OUTLAP	75.4	40.364	16.790	114.5	16.922	IN PIT		P			09:07:14.487

MCRCB BULLETIN TK003

2024 Bennetts British Superbike Championship - Round 10

2024 Pirelli National Sportbike with Moneybarn Vehicle Finance

FREE PRACTICE 1 - BEST SECTORS

POS	SECTOR 1		SECTOR 2		SECTOR 3		SECTOR 4		SECTOR 5		IDEAL / BEST COMPARISON						
	NO	TIME	NO	TIME	NO	TIME	NO	TIME	NO	TIME	POS	NO	NAME	IDEAL	BEST	DIFF	
1	59	VAR	23.709	76 STE	30.062	76 STE	14.175	55 DES	13.572	59 VAR	28.377	1	59	VAREY	1:50.259	1:50.332	0.073
2	76	STE	23.744	59 VAR	30.087	55 DES	14.295	34 SIL	13.577	55 DES	28.504	2	55	DESSOY	1:50.478	1:50.536	0.058
3	55	DES	23.787	55 DES	30.320	59 VAR	14.352	59 VAR	13.734	4 SMI	28.681	3	76	STEPHENSON	1:51.261	1:51.365	0.104
4	4	SMI	23.941	34 SIL	30.491	25 STR	14.356	76 STE	13.913	51 BAN	28.923	4	34	SILVESTER	1:51.818	1:51.946	0.128
5	60	DOC	24.142	29 DAY	30.989	29 DAY	14.390	4 SMI	14.046	34 SIL	28.984	5	4	SMITH	1:52.374	1:52.383	0.009
6	34	SIL	24.149	4 SMI	31.078	28 DAV	14.516	25 STR	14.065	10 KEN	29.050	6	25	STRUDWICK	1:53.218	1:53.254	0.036
7	28	DAV	24.228	25 STR	31.332	17 SHE	14.559	17 SHE	14.078	25 STR	29.144	7	10	KENT	1:53.917	1:55.330	1.413
8	25	STR	24.321	69 PRO	31.463	34 SIL	14.617	51 BAN	14.114	69 PRO	29.147	8	17	SHELTON	1:54.121	1:54.121	0.000
9	10	KEN	24.323	60 DOC	31.505	4 SMI	14.628	10 KEN	14.188	76 STE	29.367	9	29	DAYKIN	1:54.169	1:54.202	0.033
10	17	SHE	24.502	17 SHE	31.613	10 KEN	14.677	69 PRO	14.243	17 SHE	29.369	10	28	DAVIDSON	1:54.177	1:54.252	0.075
11	26	DOW	24.544	28 DAV	31.647	71 HAR	14.733	28 DAV	14.297	26 DOW	29.390	11	60	DOCHERTY	1:54.186	1:54.458	0.272
12	29	DAY	24.658	71 HAR	31.678	60 DOC	14.780	60 DOC	14.347	60 DOC	29.412	12	69	PROUDFOOT	1:54.418	1:54.418	0.000
13	69	PRO	24.760	10 KEN	31.679	69 PRO	14.805	89 MOR	14.349	89 MOR	29.423	13	51	BANHAM	1:54.677	1:54.789	0.112
14	71	HAR	24.856	51 BAN	31.765	51 BAN	14.819	6 KNI	14.374	28 DAV	29.489	14	26	DOWDS	1:55.109	1:55.165	0.056
15	51	BAN	25.056	26 DOW	31.782	6 KNI	14.839	26 DOW	14.507	85 MAR	29.507	15	71	HARDY	1:55.447	1:55.796	0.349
16	56	ATK	25.082	89 MOR	31.923	56 ATK	14.851	29 DAY	14.509	29 DAY	29.623	16	89	MORETON	1:55.896	1:56.464	0.568
17	6	KNI	25.144	56 ATK	32.037	26 DOW	14.886	71 HAR	14.514	71 HAR	29.666	17	6	KNIGHTS	1:56.279	1:56.711	0.432
18	85	MAR	25.149	6 KNI	32.181	85 MAR	14.975	61 HAR	14.563	6 KNI	29.741	18	85	MARTIN	1:56.612	1:58.302	1.690
19	89	MOR	25.196	85 MAR	32.411	89 MOR	15.005	85 MAR	14.570	56 ATK	30.131	19	56	ATKINS	1:56.779	1:58.462	1.683
20	61	HAR	25.250	88 ROM	32.746	88 ROM	15.028	56 ATK	14.678	61 HAR	30.211	20	61	HARRIS	1:58.136	1:58.893	0.757
21	20	MUI	25.919	61 HAR	32.930	61 HAR	15.182	20 MUI	14.869	20 MUI	30.688	21	88	ROMERO	2:00.055	2:00.303	0.248
22	88	ROM	26.335	20 MUI	33.661	20 MUI	15.355	88 ROM	15.041	88 ROM	30.905	22	20	MUIR	2:00.492	2:00.591	0.099
23	77	MOR	26.832	23 ELL	35.225	77 MOR	15.468	77 MOR	15.403	77 MOR	31.510	23	77	MORGAN-EDWARDS	2:04.509		
24	23	ELL	27.310	77 MOR	35.296	23 ELL	16.496	23 ELL	15.487	23 ELL	33.217	24	23	ELLIS	2:07.735	2:08.412	0.677
25				11 O'R	40.364	11 O'R	16.790	11 O'R	16.922			25	11	O'REILLY			
26																	

PERFECT LAP 1:49.895

MCRCB BULLETIN TK004**2024 Bennetts British Superbike Championship - Round 10****2024 Pirelli National Sportbike with Moneybarn Vehicle Finance****FREE PRACTICE 1 - BEST SPEEDS**

POS	INTERMEDIATE 1		INTERMEDIATE 2		INTERMEDIATE 3		INTERMEDIATE 4		FINISH LINE	
	NO	NAME MPH	NO	NAME MPH	NO	NAME MPH	NO	NAME MPH	NO	NAME MPH
1	76	STEPHENSON 103.2			28	DAVIDSON 125.4			76	STEPHENSON 95.1
2	34	SILVESTER 99.5			76	STEPHENSON 124.7			25	STRUDWICK 95.1
3	59	VAREY 98.8			25	STRUDWICK 124.7			17	SHELTON 94.6
4	51	BANHAM 96.0			51	BANHAM 124.7			28	DAVIDSON 94.6
5	28	DAVIDSON 95.4			17	SHELTON 124.5			88	ROMERO 94.6
6	25	STRUDWICK 95.0			59	VAREY 124.2			29	DAYKIN 94.2
7	69	PROUDFOOT 95.0			71	HARDY 123.8			34	SILVESTER 94.1
8	60	DOCHERTY 95.0			34	SILVESTER 123.5			59	VAREY 93.9
9	55	DESSOY 94.6			55	DESSOY 123.3			55	DESSOY 93.9
10	4	SMITH 93.9			4	SMITH 123.3			51	BANHAM 93.8
11	10	KENT 93.4			29	DAYKIN 122.9			89	MORETON 93.8
12	61	HARRIS 92.8			89	MORETON 122.6			4	SMITH 93.3
13	26	DOWDS 92.4			85	MARTIN 122.2			6	KNIGHTS 93.3
14	17	SHELTON 92.3			20	MUIR 122.2			85	MARTIN 93.3
15	71	HARDY 92.3			56	ATKINS 122.0			71	HARDY 93.2
16	56	ATKINS 92.1			88	ROMERO 121.7			20	MUIR 92.9
17	6	KNIGHTS 90.9			26	DOWDS 121.1			10	KENT 92.5
18	29	DAYKIN 89.9			69	PROUDFOOT 120.6			61	HARRIS 92.5
19	85	MARTIN 89.4			10	KENT 120.0			26	DOWDS 92.3
20	89	MORETON 88.3			6	KNIGHTS 119.8			69	PROUDFOOT 92.1
21	20	MUIR 87.2			61	HARRIS 119.8			23	ELLIS 91.0
22	88	ROMERO 85.9			60	DOCHERTY 119.6			56	ATKINS 90.8
23	77	MORGAN-EDWARDS 84.9			77	MORGAN-EDWARDS 118.3			77	MORGAN-EDWARDS 90.8
24	23	ELLIS 80.9			23	ELLIS 116.1			60	DOCHERTY 90.4
25	11	O'REILLY 75.4			11	O'REILLY 114.5				
26	74	SMART-WEEDEN 67.5								

MCRCB BULLETIN TK005

2024 Bennetts British Superbike Championship - Round 10

2024 Pirelli National Sportbike with Moneybarn Vehicle Finance

FREE PRACTICE 1 - STATISTICS

Competitors Started	26
Planned Start	2024-09-27 @ 09:00:00.000
Actual Start	2024-09-27 @ 09:00:01.567
Finish Time	2024-09-27 @ 09:25:01.567
Track Length	2.4873mi.
Total Laps	220
Total Distance Covered	547.2167mi.

Session Fastest Lap History

NO	NAME	LAP TIME	TIME OF DAY	LAP	VEHICLE
4	Jack SMITH	2:01.590	09:04:59.208	2	Aprilia RS660
85	Jayden MARTIN	1:59.403	09:05:09.688	2	Triumph Daytona 660
76	Rhys STEPHENSON	1:58.255	09:05:21.051	2	Triumph Daytona 660
51	Rossi BANHAM	1:57.469	09:06:14.988	2	Yamaha YZF-R7
76	Rhys STEPHENSON	1:55.811	09:07:16.862	3	Triumph Daytona 660
51	Rossi BANHAM	1:54.789	09:08:09.776	3	Yamaha YZF-R7
25	Thomas STRUDWICK	1:54.205	09:13:04.318	4	Triumph Daytona 660
59	Robert VAREY	1:54.199	09:13:19.838	4	Yamaha YZF-R7
34	Aaron SILVESTER	1:53.557	09:13:35.207	6	Triumph Daytona 660
25	Thomas STRUDWICK	1:53.254	09:14:57.572	5	Triumph Daytona 660
59	Robert VAREY	1:52.947	09:15:12.783	5	Yamaha YZF-R7
55	Harrison DESSOY	1:52.515	09:19:18.308	6	Yamaha YZF-R7
59	Robert VAREY	1:52.269	09:20:52.733	8	Yamaha YZF-R7
59	Robert VAREY	1:50.771	09:22:43.503	9	Yamaha YZF-R7
59	Robert VAREY	1:50.332	09:26:25.698	11	Yamaha YZF-R7

Flag History

TYPE	TIME OF DAY
GREEN	09:00:01.567
FINISH	09:25:01.567

Flag Statistics

TYPE	COUNT	TOTAL LAPS	TOTAL TIME
Green	1	13	28:47.479
Red	0	0	0.000
Safety Car	0	0	0.000
FCY	0	0	0.000

MCRCB BULLETIN TK006

2024 Bennetts British Superbike Championship - Round 10

2024 Pirelli National Sportbike with Moneybarn Vehicle Finance

FREE PRACTICE 1 - SESSION NOTES

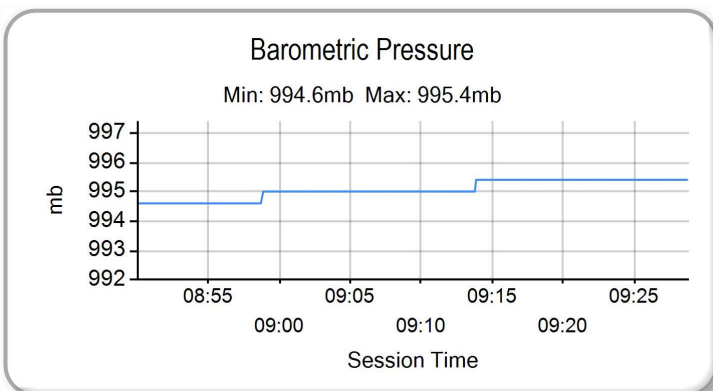
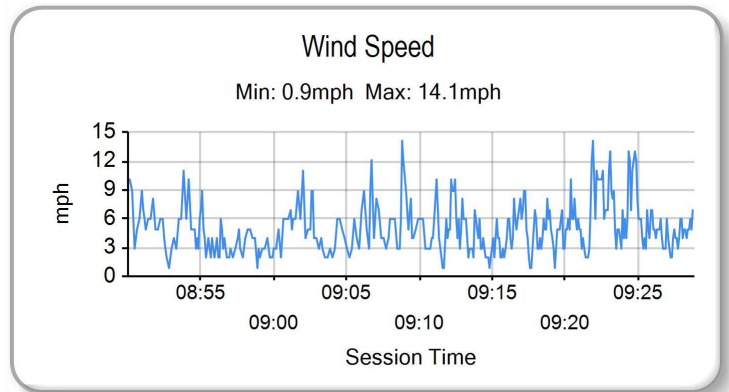
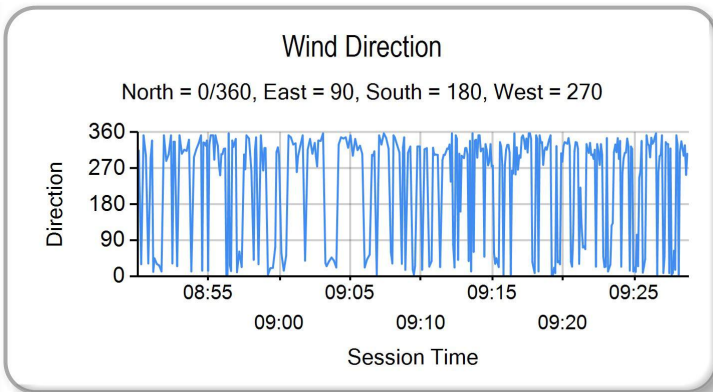
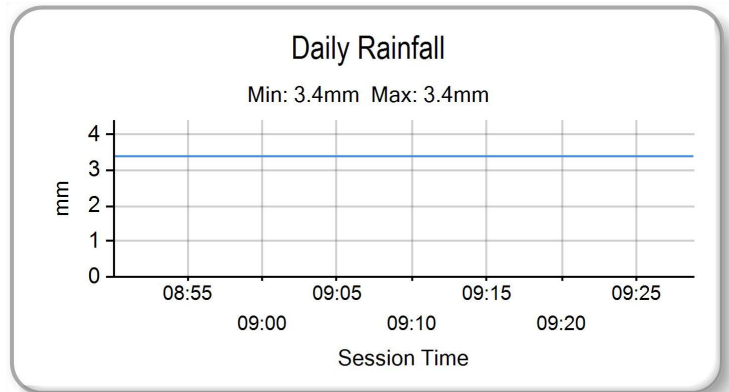
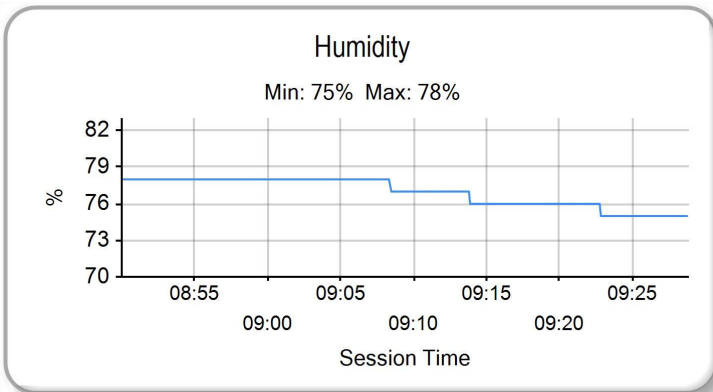
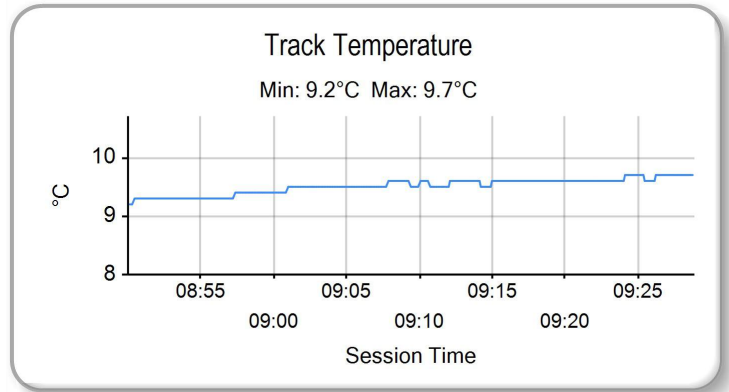
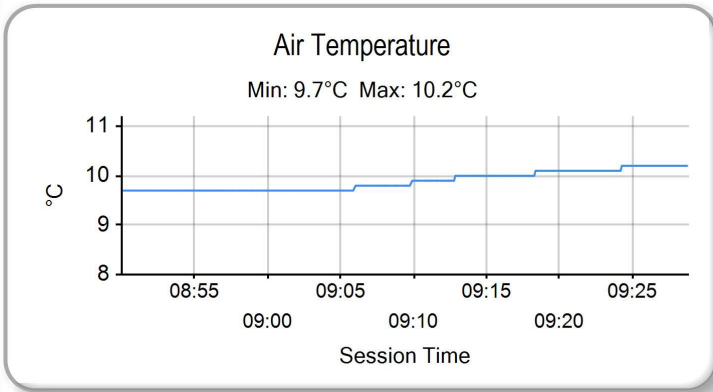
TIME	MESSAGE
09:01:34	NO.74 FALLER AT T4 OLD HAIRPIN - RIDER BEING ASSESSED
09:04:23	UPDATE: NO.74 - RIDER TO MEDICAL CENTRE
09:15:59	NO. 56 - COURSE CUT T9/T10 - LAP TIME CANCELLED
09:17:08	NO.88 INTO THE GRAVEL AT REDGATE - CONTINUED
09:21:35	NO. 60 - COURSE CUT T9/T10 - LAP TIME CANCELLED
09:22:07	
09:25:12	
09:26:11	

MCRCB BULLETIN TK007

2024 Bennetts British Superbike Championship - Round 10

2024 Pirelli National Sportbike with Moneybarn Vehicle Finance

FREE PRACTICE 1 - WEATHER CONDITIONS



FREE PRACTICE 2 - CLASSIFICATION

POS	NO	NAME	NAT	ENTRY	TIME	ON	LAPS	GAP	DIFF	MPH
1	47	Richard COOPER	GBR	Triumph Daytona 660 - PHR Performance Triumph	1:35.865	14	14			93.40
2	13	Edoardo COLOMBI	ITA	Aprilia RS660 - Gradara Corse Asd	1:36.230	12	15	0.365	0.365	93.05
3	8	Ash BARNES	GBR	Yamaha YZF-R7 - Raceways Yamaha	1:36.465	7	15	0.600	0.235	92.82
4	25	Thomas STRUDWICK	GBR	Triumph Daytona 660 - TS Racing	1:36.769	6	13	0.904	0.304	92.53
5	59	Robert VAREY	GBR	Yamaha YZF-R7 - Stanford Fastline	1:36.844	4	6	0.979	0.075	92.46
6	34	Aaron SILVESTER	GBR	Triumph Daytona 660 - MIH Solutions / Macadam Raci	1:36.907	7	14	1.042	0.063	92.40
7	76	Rhys STEPHENSON	GBR	Triumph Daytona 660 - Rocket Racing	1:37.263	13	14	1.398	0.356	92.06
8	28	Alfie DAVIDSON	GBR	Aprilia RS660 - IN Competition / SENCAT Aprilia	1:37.749	7	13	1.884	0.486	91.60
9	85	Jayden MARTIN	AUS	Triumph Daytona 660 - MIH Solutions / Macadam Raci	1:37.840	12	14	1.975	0.091	91.52
10	17	Zak SHELTON	GBR	Aprilia RS660 - XMT Racing	1:37.842	6	8	1.977	0.002	91.51
11	56	Charlie ATKINS	GBR	Kawasaki Ninja 650 - Symcirrus Motorsport	1:37.894	11	12	2.029	0.052	91.47
12	51	Rossi BANHAM	GBR	Yamaha YZF-R7 - RB Racing	1:38.194	14	15	2.329	0.300	91.19
13	55	Harrison DESSOY	GBR	Yamaha YZF-R7 - Rev2Race Yamaha	1:38.520	11	14	2.655	0.326	90.88
14	67	Jacob STEPHENSON	GBR	Yamaha YZF-R7 - Rev2Race Yamaha	1:38.748	13	14	2.883	0.228	90.67
15	29	Aaron DAYKIN	GBR	Aprilia RS660 - 929 Racing	1:39.196	12	12	3.331	0.448	90.27
16	4	Jack SMITH	GBR	Aprilia RS660 - Woodland Racing	1:39.431	11	13	3.566	0.235	90.05
17	11	Sean O'REILLY	GBR	Aprilia RS660 - Moto Muzzi Racing Aprilia	1:39.504	13	14	3.639	0.073	89.99
18	23	Joe ELLIS	GBR	Aprilia RS660 - JPR	1:39.525	14	14	3.660	0.021	89.97
19	74	Finn SMART-WEEDEN	GBR	Aprilia RS660 - Definitive Racing	1:39.528	12	12	3.663	0.003	89.96
20	89	Taylor MORETON	GBR	Suzuki GSX8R - Powerslide Motorcycles by Sublime S	1:39.542	12	14	3.677	0.014	89.95
21	71	Maximus HARDY	GBR	Triumph Daytona 660 - Hardy Racing	1:39.863	5	9	3.998	0.321	89.66
22	61	Cameron HARRIS	GBR	Aprilia RS660 - Harris Racing / PW Gates	1:40.036	10	13	4.171	0.173	89.51
23	69	Joshua PROUDFOOT	GBR	Yamaha YZF-R7 - Rev2Race Yamaha	1:40.055	12	14	4.190	0.019	89.49
24	88	Sergio ROMERO	ESP	Triumph Daytona 660 - Macadam Triumph Racing	1:40.117	11	13	4.252	0.062	89.43
25	10	Kieran KENT	GBR	Kawasaki Ninja 650 - Symcirrus Motorsport	1:40.216	11	11	4.351	0.099	89.35
26	77	Oliver MORGAN-EDWARDS	GBR	Aprilia RS660 - OME Racing	1:40.423	6	13	4.558	0.207	89.16
27	44	Sam GREEN	GBR	Aprilia RS660 - Bruce Racing	1:40.966	10	12	5.101	0.543	88.68
28	60	Lennon DOCHERTY	GBR	Kawasaki Ninja 650 - Symcirrus Motorsport	1:41.397	2	9	5.532	0.431	88.31
29	26	Del DOWDS	GBR	Suzuki GSX8R - Powerslide Motorcycles by Sublime S	1:41.406	7	14	5.541	0.009	88.30
30	20	Jack MUIR	GBR	Aprilia RS660 - Jack Muir Racing	1:42.002	4	11	6.137	0.596	87.78
31	6	Jack KNIGHTS	GBR	Aprilia RS660 - BlueMotion Racing	1:44.626	8	10	8.761	2.624	85.58

QUALIFYING LAPTIME (110.0% of 1:35.865) = 1:45.451

32	3	Benji COMPTON	GBR	Triumph Daytona 660 - Benji Compton Racing	1:46.943	3	3	11.078	2.317	83.73
----	---	---------------	-----	--	----------	---	---	--------	-------	-------

Comments:

#13 - Lap 3 time cancelled - Exceeded Track Limits T4

#23 - Lap 5 time cancelled - Exceeded Track Limits T7

#60 - Lap 5 time cancelled - Course Cut T9/T10

#85 - Lap 8 time cancelled - Exceed Track Limits T4

#20 - Lap 7 time cancelled - Course Cut T9/T10

#20 - Lap 9 time cancelled - Course Cut T9/T10

#28 - Lap 10 time cancelled - Course Cut T9/T10

#10 - Lap 9 time cancelled - Exceeded Track Limits T10

#23 - Lap 13 time cancelled - Exceeded Track Limits T4

#88 - Lap 13 time cancelled - Course Cut T9/T10

Weather / Track : Sunny / Dry

These results are provisional until the conclusion of any judicial and technical matters.

Date: 27/09/2024 Start: 13:50 Finish: 14:15

Donington Park GP: 2.4873 miles

Race Director: Stuart Higgs

S. Higgs

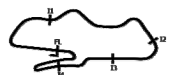
Digitally Approved at 14:23 Friday, 27 September 2024

Stewards:

Timekeeper: Richard Evans

R. EVANS

Digitally Approved at 14:23 Friday, 27 September 2024

Results can be found at www.tsl-timing.com

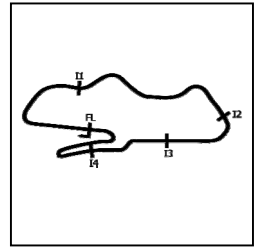
Printed - 14:18 Friday, 27 September 2024

MCRCB BULLETIN TK051

2024 Bennetts British Superbike Championship - Round 10

2024 Pirelli National Sportbike with Moneybarn Vehicle Finance

FREE PRACTICE 2 - SECTOR ANALYSIS



SECTOR 1 = FL to I1, SECTOR 2 = I1 to I2, SECTOR 3 = I2 to I3, SECTOR 4 = I3 to I4, SECTOR 5 = I4 to FL, DIFF = Difference To Personal Best Lap, P = Crossed Finish Line in Pit Lane, D = Time Disallowed

P1		47		Richard COOPER		Triumph Daytona 660 - PHR Performance Triumph						
IDEAL LAP TIME :		1:35.733		BEST LAP TIME :		1:35.865		DIFFERENCE : 0.132				
LAP	SECTOR 1	SECTOR 2	SECTOR 3	SECTOR 4	SECTOR 5	LAP TIME	MPH	DIFF	TIME OF DAY			
1-	OUTLAP	99.2	28.686	13.292	129.0	12.453	26.994	99.5		13:52:55.873		
2-	21.300	116.5	26.878	13.069	130.8	12.072	IN PIT		1:37.392 P	91.94	1.527	13:54:33.265
3-	OUTLAP	109.4	27.169	13.001	130.5	11.924	25.625	101.0	2:49.120	52.94	1:13.255	13:57:22.385
4-	20.959	116.7	26.362	12.839	129.8	11.751	25.224	101.6	1:37.135	92.18	1.270	13:58:59.520
5-	20.952	118.9	26.237	12.827	130.8	11.718	25.277	99.2	1:37.011	92.30	1.146	14:00:36.531
6-	20.868	118.7	26.166	12.751	131.3	11.752	25.210	100.6	1:36.747	92.55	0.882	14:02:13.278
7-	20.773	120.2	26.808	12.847	130.0	11.904	25.236	101.0	1:37.568	91.77	1.703	14:03:50.846
8-	20.754	122.6	26.113	12.847	130.3	11.638	25.179	101.6	1:36.531	92.76	0.666	14:05:27.377
9-	21.005	118.9	26.175	13.823	112.5	12.880	25.513	101.6	1:39.396	90.08	3.531	14:07:06.773
10-	21.375	115.1	27.982	13.159	129.5	12.127	IN PIT		1:39.402 P	90.08	3.537	14:08:46.175
11-	OUTLAP	105.8	27.668	12.889	130.5	11.809	25.533	100.9	2:23.491	62.40	47.626	14:11:09.666
12-	20.884	120.2	26.090	12.785	130.8	11.617	24.910	100.6	1:36.286 (3)	92.99	0.421	14:12:45.952
13-	20.819	121.1	25.935	12.787	130.8	11.546	24.915	101.0	1:36.002 (2)	93.27	0.137	14:14:21.954
14-	20.733	120.2	25.995	12.744	132.3	11.618	24.775	101.3	1:35.865 (1)	93.40		14:15:57.819

P2		13		Edoardo COLOMBI		Aprilia RS660 - Gradara Corse Asd						
IDEAL LAP TIME :		1:35.889		BEST LAP TIME :		1:36.230		DIFFERENCE : 0.341				
LAP	SECTOR 1	SECTOR 2	SECTOR 3	SECTOR 4	SECTOR 5	LAP TIME	MPH	DIFF	TIME OF DAY			
1-	OUTLAP	103.4	28.190	13.816	124.0	13.015	26.166	99.7				13:51:48.948
2-	21.761	115.7	27.210	13.070	131.0	12.384	26.427	96.9	1:40.852	88.78	4.622	13:53:29.800
3-	21.253	119.4	26.594	12.882	129.0	12.072	25.461	100.4	1:38.262 D	91.12	2.032	13:55:08.062
4-	21.072	116.5	26.584	12.855	128.5	11.846	IN PIT		1:35.926 P	93.34		13:56:43.988
5-	OUTLAP	102.2	26.884	12.982	128.3	11.899	25.342	98.5	2:48.805	53.04	1:12.575	13:59:32.793
6-	21.127	119.8	26.393	12.734	130.8	12.501	25.566	99.7	1:38.321	91.07	2.091	14:01:11.114
7-	21.017	121.3	26.557	12.833	130.8	11.947	25.079	100.0	1:37.433	91.90	1.203	14:02:48.547
8-	21.015	121.3	26.519	13.084	128.5	11.741	25.175	99.5	1:37.534	91.80	1.304	14:04:26.081
9-	21.137	120.0	26.243	12.869	128.8	11.570	25.007	98.9	1:36.826	92.47	0.596	14:06:02.907
10-	20.897	120.4	26.279	12.828	129.3	11.565	25.005	99.4	1:36.574	92.72	0.344	14:07:39.481
11-	20.887	121.7	26.239	12.873	129.5	11.535	24.814	99.5	1:36.348 (3)	92.93	0.118	14:09:15.829
12-	20.736	122.4	26.132	13.022	130.0	11.500	24.840	99.8	1:36.230 (1)	93.05		14:10:52.059
13-	20.749	122.2	26.272	12.917	128.0	11.760	24.839	99.8	1:36.537	92.75	0.307	14:12:28.596
14-	20.980	114.3	26.313	12.798	130.8	11.767	25.040	100.0	1:36.898	92.41	0.668	14:14:05.494
15-	20.893	122.0	26.157	12.857	130.5	11.627	24.787	100.4	1:36.321 (2)	92.96	0.091	14:15:41.815

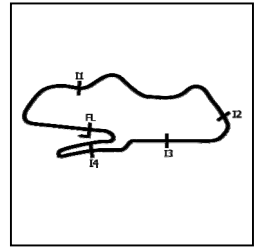
P3		8		Ash BARNES		Yamaha YZF-R7 - Raceways Yamaha						
IDEAL LAP TIME :		1:35.988		BEST LAP TIME :		1:36.465		DIFFERENCE : 0.477				
LAP	SECTOR 1	SECTOR 2	SECTOR 3	SECTOR 4	SECTOR 5	LAP TIME	MPH	DIFF	TIME OF DAY			
1-	OUTLAP	103.5	27.210	12.842	127.5	12.147	25.825	95.8				13:52:23.599
2-	21.556	114.5	26.149	12.534	129.5	11.668	25.530	98.2	1:37.437	91.89	0.972	13:54:01.036
3-	21.148	117.5	26.178	12.655	127.8	11.726	25.448	98.1	1:37.155	92.16	0.690	13:55:38.191
4-	21.291	118.7	26.202	12.705	128.0	11.946	25.241	100.0	1:37.385	91.94	0.920	13:57:15.576
5-	21.813	97.2	26.571	12.630	128.0	11.647	25.250	97.2	1:37.911	91.45	1.446	13:58:53.487
6-	21.332	117.1	26.103	12.673	127.3	11.706	25.042	97.6	1:36.856	92.45	0.391	14:00:30.343
7-	21.120	119.6	26.085	12.787	126.6	11.531	24.942	97.9	1:36.465 (1)	92.82		14:02:06.808
8-	21.668	117.3	28.197	13.062	127.0	11.909	29.891	98.1	1:44.727	85.50	8.262	14:03:51.535
9-	21.272	123.1	25.939	12.746	127.0	11.975	25.201	98.1	1:37.133	92.18	0.668	14:05:28.668
10-	21.198	121.7	26.007	12.760	126.3	11.502	25.184	97.1	1:36.651 (3)	92.64	0.186	14:07:05.319
11-	23.657	113.1	27.462	13.364	126.3	12.083	26.787	97.2	1:43.353	86.63	6.888	14:08:48.672
12-	21.179	118.9	26.504	12.914	126.6	11.817	IN PIT		1:36.138 P	93.14		14:10:24.810
13-	OUTLAP	118.3	26.532	12.772	128.3	11.765	25.435	96.5	2:10.034	68.86	33.569	14:12:34.844
14-	21.200	118.5	25.968	12.733	127.5	11.453	25.158	93.2	1:36.512 (2)	92.78	0.047	14:14:11.356
15-	24.587	114.5	26.579	13.070	128.8	12.071	IN PIT		1:44.340 P	85.81	7.875	14:15:55.696

MCRCB BULLETIN TK051

2024 Bennetts British Superbike Championship - Round 10

2024 Pirelli National Sportbike with Moneybarn Vehicle Finance

FREE PRACTICE 2 - SECTOR ANALYSIS



SECTOR 1 = FL to I1, SECTOR 2 = I1 to I2, SECTOR 3 = I2 to I3, SECTOR 4 = I3 to I4, SECTOR 5 = I4 to FL, DIFF = Difference To Personal Best Lap, P = Crossed Finish Line in Pit Lane, D = Time Disallowed

P4 25		Thomas STRUDWICK				Triumph Daytona 660 - TS Racing						
IDEAL LAP TIME : 1:36.714		BEST LAP TIME : 1:36.769				DIFFERENCE : 0.055						
LAP	SECTOR 1	SECTOR 2	SECTOR 3	SECTOR 4	SECTOR 5	LAP TIME	MPH	DIFF	TIME OF DAY			
1-	OUTLAP	104.8	27.584	13.226	125.9	12.107	26.013	96.8		13:54:12.858		
2-	21.382	114.5	26.736	13.032	126.6	11.942	25.582	99.7	1:38.674	90.74	1.905	13:55:51.532
3-	21.052	114.1	26.434	12.942	127.8	11.884	25.430	98.2	1:37.742	91.61	0.973	13:57:29.274
4-	21.166	117.5	26.379	12.922	128.5	11.727	25.404	98.6	1:37.598	91.74	0.829	13:59:06.872
5-	21.122	119.1	26.171	12.844	128.8	11.762	25.334	99.2	1:37.233 (2)	92.09	0.464	14:00:44.105
6-	20.881	118.1	26.115	12.899	128.5	11.646	25.228	100.3	1:36.769 (1)	92.53		14:02:20.874
7-	21.023	115.9	26.286	12.942	128.0	11.744	26.633	96.8	1:38.628	90.79	1.859	14:03:59.502
8-	21.887	115.3	26.411	12.908	128.0	11.763	25.322	99.5	1:38.291	91.10	1.522	14:05:37.793
9-	21.112	106.0	27.070	13.053	126.6	12.249	IN PIT		1:37.541 P	91.80	0.772	14:07:15.334
10-	OUTLAP	106.1	27.050	13.048	128.3	11.776	25.553	98.2	2:59.964	49.75	1:23.195	14:10:15.298
11-	21.085	114.1	26.294	12.897	129.8	12.029	25.810	99.1	1:38.115	91.26	1.346	14:11:53.413
12-	21.051	115.7	26.282	12.973	129.0	11.648	25.316	99.7	1:37.270 (3)	92.05	0.501	14:13:30.683
13-	21.186	115.7	26.726	12.925	129.5	11.808	IN PIT		1:37.307 P	92.02	0.538	14:15:07.990

P5 59		Robert VAREY				Yamaha YZF-R7 - Stanford Fastline						
IDEAL LAP TIME : 1:36.766		BEST LAP TIME : 1:36.844				DIFFERENCE : 0.078						
LAP	SECTOR 1	SECTOR 2	SECTOR 3	SECTOR 4	SECTOR 5	LAP TIME	MPH	DIFF	TIME OF DAY			
1-	OUTLAP	117.3	27.316	13.216	124.7	11.959	25.549	98.1				13:57:15.409
2-	21.242	123.3	26.717	13.235	124.7	11.895	25.506	97.6	1:38.595	90.82	1.751	13:58:54.004
3-	21.252	116.9	26.223	12.796	127.0	11.740	25.464	97.9	1:37.475 (2)	91.86	0.631	14:00:31.479
4-	21.019	122.6	26.261	12.836	125.4	11.609	25.119	97.1	1:36.844 (1)	92.46		14:02:08.323
5-	21.104	121.7	26.455	13.028	124.7	12.338	25.443	96.9	1:38.368 (3)	91.03	1.524	14:03:46.691
6-	21.278	117.5	26.635	13.172	123.5	12.236	IN PIT		1:39.969 P	89.57	3.125	14:05:26.660

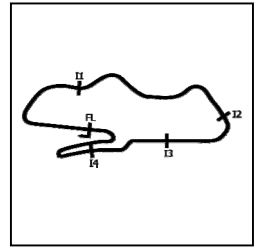
P6 34		Aaron SILVESTER				Triumph Daytona 660 - MIH Solutions / Macadam Racing Trium						
IDEAL LAP TIME : 1:36.450		BEST LAP TIME : 1:36.907				DIFFERENCE : 0.457						
LAP	SECTOR 1	SECTOR 2	SECTOR 3	SECTOR 4	SECTOR 5	LAP TIME	MPH	DIFF	TIME OF DAY			
1-	OUTLAP	112.0	27.211	12.942	125.9	12.532	25.996	96.6				13:52:35.445
2-	21.476	118.7	26.494	12.841	127.3	12.110	25.712	96.8	1:38.633	90.78	1.726	13:54:14.078
3-	21.080	121.3	26.313	13.100	126.8	12.107	25.414	98.6	1:38.014	91.35	1.107	13:55:52.092
4-	20.867	121.5	26.314	12.755	130.3	12.227	25.446	97.9	1:37.609	91.73	0.702	13:57:29.701
5-	21.028	120.0	26.263	12.775	130.5	12.022	25.329	98.6	1:37.417	91.91	0.510	13:59:07.118
6-	20.986	118.7	26.229	12.728	130.5	11.881	25.392	98.9	1:37.216	92.10	0.309	14:00:44.334
7-	20.734	120.9	26.212	12.843	129.3	11.824	25.294	99.1	1:36.907 (1)	92.40		14:02:21.241
8-	20.974	120.4	26.109	12.818	129.0	12.012	26.615	98.6	1:38.528	90.88	1.621	14:03:59.769
9-	21.133	118.9	26.363	12.871	126.8	11.826	25.457	97.3	1:37.650	91.69	0.743	14:05:37.419
10-	21.004	120.2	26.234	12.845	128.5	11.974	25.486	96.6	1:37.543	91.80	0.636	14:07:14.962
11-	21.014	120.2	26.119	12.907	126.1	11.689	25.286	96.6	1:37.015 (2)	92.29	0.108	14:08:51.977
12-	21.010	122.4	26.013	12.911	125.6	11.765	25.478	98.2	1:37.177 (3)	92.14	0.270	14:10:29.154
13-	21.070	119.4	26.901	13.055	127.3	12.217	IN PIT		1:37.909 P	91.45	1.002	14:12:07.063
14-	OUTLAP	109.8	27.928	13.105	127.3	12.376	25.927	96.8	4:34.690	32.59	2:57.783	14:16:41.753

MCRCB BULLETIN TK051

2024 Bennetts British Superbike Championship - Round 10

2024 Pirelli National Sportbike with Moneybarn Vehicle Finance

FREE PRACTICE 2 - SECTOR ANALYSIS



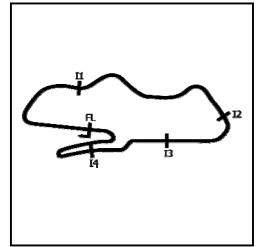
SECTOR 1 = FL to I1, SECTOR 2 = I1 to I2, SECTOR 3 = I2 to I3, SECTOR 4 = I3 to I4, SECTOR 5 = I4 to FL, DIFF = Difference To Personal Best Lap, P = Crossed Finish Line in Pit Lane, D = Time Disallowed

P7 76		Rhys STEPHENSON					Triumph Daytona 660 - Rocket Racing						
IDEAL LAP TIME : 1:37.089		BEST LAP TIME : 1:37.263					DIFFERENCE : 0.174						
LAP	SECTOR 1	SECTOR 2	SECTOR 3	SECTOR 4	SECTOR 5	LAP TIME	MPH	DIFF	TIME OF DAY				
1-	OUTLAP	104.3	28.064	13.242	126.3	12.643	27.153	97.5		13:52:07.988			
2-	21.871	113.1	26.987	13.049	127.8	12.412	26.389	97.3	1:40.708	88.91	3.445	13:53:48.696	
3-	21.632	114.7	26.968	13.026	127.5	12.117	26.186	98.2	1:39.929	89.60	2.666	13:55:28.625	
4-	21.300	114.9	26.736	12.955	127.3	11.918	25.815	98.1	1:38.724	90.70	1.461	13:57:07.349	
5-	21.376	115.3	26.719	12.950	127.0	11.867	25.700	98.6	1:38.612	90.80	1.349	13:58:45.961	
6-	21.433	116.7	26.941	12.936	127.3	12.044	IN PIT		1:39.096	P	90.36	1.833	14:00:25.057
7-	OUTLAP	109.2	27.260	12.948	128.3	12.094	25.860	99.5	3:44.178	39.94	2:06.915	14:04:09.235	
8-	21.379	117.1	26.582	12.951	127.8	11.880	25.712	98.8	1:38.504	90.90	1.241	14:05:47.739	
9-	21.399	113.9	26.849	12.938	127.5	11.778	25.791	98.3	1:38.755	90.67	1.492	14:07:26.494	
10-	21.191	119.1	26.322	12.843	128.3	11.816	25.536	99.1	1:37.708	(3)	91.64	0.445	14:09:04.202
11-	21.010	120.2	26.401	12.835	129.0	11.897	25.489	98.8	1:37.632	(2)	91.71	0.369	14:10:41.834
12-	21.125	121.1	26.680	12.861	127.5	11.817	25.603	98.6	1:38.086		91.29	0.823	14:12:19.920
13-	21.109	121.5	26.309	12.761	128.5	11.733	25.351	99.8	1:37.263	(1)	92.06		14:13:57.183
14-	20.974	123.5	26.278	12.810	129.5	11.725	27.215	97.5	1:39.002		90.44	1.739	14:15:36.185

P8 28		Alfie DAVIDSON					Aprilia RS660 - IN Competition / SENCAT Aprilia						
IDEAL LAP TIME : 1:37.378		BEST LAP TIME : 1:37.749					DIFFERENCE : 0.371						
LAP	SECTOR 1	SECTOR 2	SECTOR 3	SECTOR 4	SECTOR 5	LAP TIME	MPH	DIFF	TIME OF DAY				
1-	OUTLAP	104.3	28.102	13.665	126.6	12.493	26.509	98.6				13:51:48.756	
2-	21.673	101.9	27.187	12.862	128.3	12.170	26.366	97.5	1:40.258	89.31	2.509	13:53:29.014	
3-	21.505	115.1	26.409	13.014	127.8	12.037	25.942	98.5	1:38.907	90.53	1.158	13:55:07.921	
4-	21.484	118.1	26.536	12.845	129.8	11.891	26.107	98.6	1:38.863	90.57	1.114	13:56:46.784	
5-	21.137	121.5	26.297	12.913	127.3	11.983	25.785	98.3	1:38.115	(3)	91.26	0.366	13:58:24.899
6-	21.311	121.7	26.262	12.872	128.8	11.896	25.974	98.2	1:38.315		91.07	0.566	14:00:03.214
7-	21.236	119.6	26.180	12.847	128.0	11.884	25.602	98.9	1:37.749	(1)	91.60		14:01:40.963
8-	20.898	124.5	26.163	12.860	130.3	12.049	25.957	98.3	1:37.927	(2)	91.44	0.178	14:03:18.890
9-	21.780	115.5	26.674	13.414	122.0	12.278	IN PIT		1:41.923	P	87.85	4.174	14:05:00.813
10-	OUTLAP	112.5	27.005	12.921	127.8	15.034	27.310	98.6	5:05.187	D	29.34	3:27.438	14:10:06.000
11-	21.475	118.9	26.645	13.137	127.8	11.916	IN PIT		1:40.084	P	89.46	2.335	14:11:46.084
12-	OUTLAP	114.5	26.673	12.953	130.0	11.933	26.035	98.8	1:57.878		75.96	20.129	14:13:43.962
13-	21.155	109.4	26.558	12.965	128.8	11.870	25.857	98.9	1:38.405		90.99	0.656	14:15:22.367

P9 85		Jayden MARTIN					Triumph Daytona 660 - MIH Solutions / Macadam Racing Triumph						
IDEAL LAP TIME : 1:37.801		BEST LAP TIME : 1:37.840					DIFFERENCE : 0.039						
LAP	SECTOR 1	SECTOR 2	SECTOR 3	SECTOR 4	SECTOR 5	LAP TIME	MPH	DIFF	TIME OF DAY				
1-	OUTLAP	106.0	28.212	13.249	125.2	12.791	26.911	96.1				13:52:08.250	
2-	22.536	102.2	27.775	13.246	126.3	12.429	26.423	95.1	1:42.409	87.43	4.569	13:53:50.659	
3-	22.849	106.6	27.753	13.173	125.9	12.327	26.344	97.1	1:42.446	87.40	4.606	13:55:33.105	
4-	21.912	112.0	27.741	13.262	126.1	12.197	25.764	96.5	1:40.876	88.76	3.036	13:57:13.981	
5-	21.888	116.1	27.544	13.323	126.8	12.345	25.787	97.6	1:40.887	88.75	3.047	13:58:54.868	
6-	21.505	117.5	27.027	13.140	126.8	12.159	25.554	97.3	1:39.385	90.09	1.545	14:00:34.253	
7-	21.415	111.8	27.189	13.155	126.3	12.032	25.619	98.1	1:39.410	90.07	1.570	14:02:13.663	
8-	21.422	118.5	27.069	13.075	126.3	12.392	26.699	97.3	1:40.657	D	88.96	2.817	14:03:54.320
9-	21.456	120.4	26.826	13.054	126.1	12.089	25.649	97.1	1:39.074	(3)	90.38	1.234	14:05:33.394
10-	21.511	110.7	28.019	13.645	120.4	13.019	25.943	97.1	1:42.137		87.67	4.297	14:07:15.531
11-	21.114	123.8	26.662	13.051	126.8	11.869	25.260	97.8	1:37.956	(2)	91.41	0.116	14:08:53.487
12-	21.063	125.2	26.699	13.024	127.0	11.792	25.262	97.5	1:37.840	(1)	91.52		14:10:31.327
13-	21.607	107.2	27.503	13.307	125.6	12.211	IN PIT		1:39.206	P	90.26	1.366	14:12:10.533
14-	OUTLAP	107.0	27.377	13.306	126.3	12.210	26.227	94.9	3:38.891		40.90	2:01.051	14:15:49.424

FREE PRACTICE 2 - SECTOR ANALYSIS



SECTOR 1 = FL to I1, SECTOR 2 = I1 to I2, SECTOR 3 = I2 to I3, SECTOR 4 = I3 to I4, SECTOR 5 = I4 to FL, DIFF = Difference To Personal Best Lap, P = Crossed Finish Line in Pit Lane, D = Time Disallowed

P10 17		Zak SHELTON				Aprilia RS660 - XMT Racing						
IDEAL LAP TIME : 1:37.805		BEST LAP TIME : 1:37.842				DIFFERENCE : 0.037						
LAP	SECTOR 1	SECTOR 2	SECTOR 3	SECTOR 4	SECTOR 5	LAP TIME	MPH	DIFF	TIME OF DAY			
1-	OUTLAP	107.5	28.438	13.171	126.8	12.447	26.637	95.8		13:51:46.318		
2-	22.127	110.5	27.004	13.011	127.3	11.979	25.958	97.5	1:40.079	89.47	2.237	13:53:26.397
3-	21.553	116.1	26.632	12.917	128.3	11.886	25.696	98.1	1:38.684 (3)	90.73	0.842	13:55:05.081
4-	21.330	115.9	26.747	13.161	128.3	11.756	26.127	97.1	1:39.121	90.33	1.279	13:56:44.202
5-	21.450	115.3	27.049	13.132	125.9	12.066	25.724	97.9	1:39.421	90.06	1.579	13:58:23.623
6-	21.292	118.9	26.547	12.882	128.3	11.735	25.386	97.9	1:37.842 (1)	91.51		14:00:01.465
7-	21.268	115.5	26.794	13.002	128.0	12.005	25.398	97.6	1:38.467 (2)	90.93	0.625	14:01:39.932
8-	21.418	115.5	26.534	12.968	129.8	16.732	IN PIT		1:47.625 P	83.20	9.783	14:03:27.557

P11 56		Charlie ATKINS				Kawasaki Ninja 650 - Sycirrus Motorsport						
IDEAL LAP TIME : 1:37.864		BEST LAP TIME : 1:37.894				DIFFERENCE : 0.030						
LAP	SECTOR 1	SECTOR 2	SECTOR 3	SECTOR 4	SECTOR 5	LAP TIME	MPH	DIFF	TIME OF DAY			
1-	OUTLAP	102.4	28.391	13.502	124.5	12.480	27.166	95.0				13:53:57.062
2-	21.931	115.1	27.106	13.160	125.2	12.238	26.612	96.5	1:41.047	88.61	3.153	13:55:38.109
3-	21.839	113.3	26.916	13.037	125.6	12.080	26.114	96.5	1:39.986	89.55	2.092	13:57:18.095
4-	21.755	115.3	26.627	13.000	126.1	12.037	26.089	98.2	1:39.508 (3)	89.98	1.614	13:58:57.603
5-	23.826	96.0	28.104	13.471	123.5	12.637	29.769	97.6	1:47.807	83.06	9.913	14:00:45.410
6-	21.440	116.7	27.201	13.427	124.5	12.799	IN PIT		1:44.579 P	85.62	6.685	14:02:29.989
7-	OUTLAP	89.4	28.879	13.175	125.9	13.225	28.897	95.8	5:01.742	29.67	3:23.848	14:07:31.731
8-	21.825	113.5	28.345	13.231	125.4	12.403	28.845	97.6	1:44.649	85.56	6.755	14:09:16.380
9-	21.463	114.7	26.778	13.045	125.9	11.931	26.134	96.4	1:39.351 (2)	90.12	1.457	14:10:55.731
10-	21.558	117.5	26.966	13.015	125.4	11.941	26.165	98.8	1:39.645	89.86	1.751	14:12:35.376
11-	21.199	117.1	26.327	12.890	128.3	11.878	25.600	97.9	1:37.894 (1)	91.47		14:14:13.270
12-	21.834	111.8	27.212	13.144	125.9	11.848	25.889	97.3	1:39.927	89.60	2.033	14:15:53.197

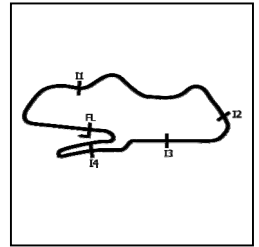
P12 51		Rossi BANHAM				Yamaha YZF-R7 - RB Racing						
IDEAL LAP TIME : 1:37.971		BEST LAP TIME : 1:38.194				DIFFERENCE : 0.223						
LAP	SECTOR 1	SECTOR 2	SECTOR 3	SECTOR 4	SECTOR 5	LAP TIME	MPH	DIFF	TIME OF DAY			
1-	OUTLAP	107.3	28.082	13.519	124.9	13.167	26.439	98.8				13:51:49.383
2-	21.775	114.1	27.109	13.013	131.0	12.239	26.404	99.1	1:40.540	89.06	2.346	13:53:29.923
3-	21.649	112.0	26.844	12.957	128.3	12.142	25.255	98.6	1:38.847	90.58	0.653	13:55:08.770
4-	21.626	115.3	26.835	12.918	127.8	12.206	25.332	98.1	1:38.917	90.52	0.723	13:56:47.687
5-	21.643	116.9	26.668	12.904	129.0	12.356	25.682	98.1	1:39.253	90.21	1.059	13:58:26.940
6-	21.658	117.3	26.612	12.931	127.3	12.070	25.307	97.6	1:38.578	90.83	0.384	14:00:05.518
7-	21.492	117.7	26.630	12.963	127.0	12.032	25.388	97.3	1:38.505	90.90	0.311	14:01:44.023
8-	21.579	118.1	26.567	13.177	126.6	12.077	25.494	96.4	1:38.894	90.54	0.700	14:03:22.917
9-	21.934	114.5	26.935	13.084	125.9	12.067	25.666	97.1	1:39.686	89.82	1.492	14:05:02.603
10-	21.761	115.5	26.704	12.987	127.3	12.116	25.419	97.5	1:38.987	90.46	0.793	14:06:41.590
11-	21.653	112.7	26.599	12.896	128.0	12.023	25.301	98.2	1:38.472	90.93	0.278	14:08:20.062
12-	21.455	116.9	26.674	13.047	127.0	11.903	25.308	97.8	1:38.387 (3)	91.01	0.193	14:09:58.449
13-	21.422	117.5	26.678	12.922	128.5	11.892	25.316	98.1	1:38.230 (2)	91.15	0.036	14:11:36.679
14-	21.426	111.4	26.645	12.889	128.5	11.838	25.396	97.5	1:38.194 (1)	91.19		14:13:14.873
15-	21.589	116.7	26.640	12.910	128.3	12.006	IN PIT		1:39.577 P	89.92	1.383	14:14:54.450

MCRCB BULLETIN TK051

2024 Bennetts British Superbike Championship - Round 10

2024 Pirelli National Sportbike with Moneybarn Vehicle Finance

FREE PRACTICE 2 - SECTOR ANALYSIS



SECTOR 1 = FL to I1, SECTOR 2 = I1 to I2, SECTOR 3 = I2 to I3, SECTOR 4 = I3 to I4, SECTOR 5 = I4 to FL, DIFF = Difference To Personal Best Lap, P = Crossed Finish Line in Pit Lane, D = Time Disallowed

P13 55		Harrison DESOY					Yamaha YZF-R7 - Rev2Race Yamaha						
IDEAL LAP TIME : 1:38.005		BEST LAP TIME : 1:38.520					DIFFERENCE : 0.515						
LAP	SECTOR 1	SECTOR 2	SECTOR 3	SECTOR 4	SECTOR 5	LAP TIME	MPH	DIFF	TIME OF DAY				
1-	OUTLAP	103.5	27.826	13.338	124.7	12.312	26.331	96.1		13:51:44.258			
2-	21.923	110.0	27.432	13.008	125.4	12.053	25.989	95.8	1:40.405	89.18	1.885	13:53:24.663	
3-	21.768	108.5	26.643	13.065	125.9	11.883	25.882	96.2	1:39.241	90.22	0.721	13:55:03.904	
4-	21.574	112.9	28.145	13.304	126.6	12.080	25.790	96.6	1:40.893	88.75	2.373	13:56:44.797	
5-	21.466	111.8	26.586	13.324	120.2	12.115	IN PIT		1:39.079	P	90.37	0.559	13:58:23.876
6-	OUTLAP	103.8	27.703	13.124	124.0	12.284	26.192	96.0	2:33.101	58.48	54.581	14:00:56.977	
7-	21.645	113.7	26.778	13.052	124.5	11.914	25.603	96.2	1:38.992	90.45	0.472	14:02:35.969	
8-	21.552	114.5	26.681	13.071	124.5	11.935	25.461	96.5	1:38.700	90.72	0.180	14:04:14.669	
9-	21.424	114.1	26.528	13.235	123.3	11.970	25.523	96.4	1:38.680	(3)	90.74	0.160	14:05:53.349
10-	21.472	115.7	28.430	13.865	118.9	12.734	31.240	95.5	1:47.741	83.11	9.221	14:07:41.090	
11-	21.416	115.5	26.455	13.021	126.3	11.826	25.802	96.4	1:38.520	(1)	90.88		14:09:19.610
12-	21.375	111.8	26.456	13.910	114.1	13.094	IN PIT		1:39.119	P	90.34	0.599	14:10:58.729
13-	OUTLAP	108.4	27.289	13.170	124.2	12.180	25.634	96.6	3:20.240	44.71	1:41.720	14:14:18.969	
14-	21.564	114.9	26.410	12.933	126.3	11.933	25.763	96.4	1:38.603	(2)	90.81	0.083	14:15:57.572

P14 67		Jacob STEPHENSON					Yamaha YZF-R7 - Rev2Race Yamaha						
IDEAL LAP TIME : 1:38.440		BEST LAP TIME : 1:38.748					DIFFERENCE : 0.308						
LAP	SECTOR 1	SECTOR 2	SECTOR 3	SECTOR 4	SECTOR 5	LAP TIME	MPH	DIFF	TIME OF DAY				
1-	OUTLAP	94.7	29.860	13.958	122.2	13.329	26.742	94.9				13:53:14.817	
2-	21.955	105.1	27.392	13.498	125.9	12.565	26.017	96.6	1:41.427	88.28	2.679	13:54:56.244	
3-	21.668	112.9	27.023	13.411	124.9	12.447	25.772	96.8	1:40.321	89.25	1.573	13:56:36.565	
4-	21.573	112.9	27.254	13.287	126.1	12.731	26.464	97.5	1:41.309	88.38	2.561	13:58:17.874	
5-	21.563	113.9	26.817	13.162	125.9	12.222	25.590	97.3	1:39.354	90.12	0.606	13:59:57.228	
6-	21.627	111.2	26.762	13.320	123.8	12.305	25.521	96.5	1:39.535	89.96	0.787	14:01:36.763	
7-	21.686	114.7	26.697	13.309	124.2	12.230	25.523	96.5	1:39.445	90.04	0.697	14:03:16.208	
8-	21.677	114.1	26.511	13.228	124.7	12.128	25.374	97.1	1:38.918	(3)	90.52	0.170	14:04:55.126
9-	21.822	108.2	27.820	13.641	120.6	12.970	IN PIT		1:45.284	P	85.05	6.536	14:06:40.410
10-	OUTLAP	95.8	29.791	13.515	124.2	12.407	26.207	96.8	3:21.187	44.50	1:42.439	14:10:01.597	
11-	21.835	111.4	27.079	13.301	124.9	12.172	25.677	96.8	1:40.064	89.48	1.316	14:11:41.661	
12-	21.564	112.0	26.590	13.110	127.0	12.031	25.522	96.4	1:38.817	(2)	90.61	0.069	14:13:20.478
13-	21.616	114.3	26.418	13.203	126.8	11.975	25.536	97.1	1:38.748	(1)	90.67		14:14:59.226
14-	21.687	107.7	28.170	13.623	124.0	13.088	IN PIT		1:44.500	P	85.68	5.752	14:16:43.726

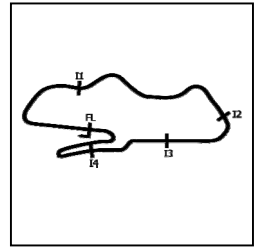
P15 29		Aaron DAYKIN					Aprilia RS660 - 929 Racing						
IDEAL LAP TIME : 1:39.196		BEST LAP TIME : 1:39.196					DIFFERENCE : 0.000						
LAP	SECTOR 1	SECTOR 2	SECTOR 3	SECTOR 4	SECTOR 5	LAP TIME	MPH	DIFF	TIME OF DAY				
1-	OUTLAP	103.8	28.760	13.332	123.8	13.333	27.028	96.0				13:52:41.933	
2-	22.075	101.5	27.741	13.087	124.7	13.138	26.580	96.4	1:42.621	87.25	3.425	13:54:24.554	
3-	21.858	106.8	27.292	13.200	123.8	12.928	26.794	95.0	1:42.072	87.72	2.876	13:56:06.626	
4-	21.718	104.6	27.561	13.111	124.0	12.904	26.504	96.5	1:41.798	87.96	2.602	13:57:48.424	
5-	21.705	109.4	27.044	13.131	124.7	12.609	26.186	96.9	1:40.675	88.94	1.479	13:59:29.099	
6-	21.643	113.1	27.917	13.434	124.0	12.692	IN PIT		1:42.380	P	87.46	3.184	14:01:11.479
7-	OUTLAP	102.1	27.539	13.163	124.2	13.127	26.815	96.4	5:35.198	26.71	3:56.002	14:06:46.677	
8-	21.710	107.0	27.408	13.538	123.8	12.539	26.563	96.5	1:41.758	87.99	2.562	14:08:28.435	
9-	21.525	113.1	27.227	13.060	124.7	12.640	25.994	97.3	1:40.446	89.14	1.250	14:10:08.881	
10-	21.487	109.6	26.995	12.966	125.6	12.465	25.904	97.3	1:39.817	(3)	89.70	0.621	14:11:48.698
11-	21.463	109.6	26.822	13.014	125.6	12.291	25.868	96.9	1:39.458	(2)	90.03	0.262	14:13:28.156
12-	21.445	115.1	26.763	12.944	126.1	12.186	25.858	97.5	1:39.196	(1)	90.27		14:15:07.352

MCRCB BULLETIN TK051

2024 Bennetts British Superbike Championship - Round 10

2024 Pirelli National Sportbike with Moneybarn Vehicle Finance

FREE PRACTICE 2 - SECTOR ANALYSIS



SECTOR 1 = FL to I1, SECTOR 2 = I1 to I2, SECTOR 3 = I2 to I3, SECTOR 4 = I3 to I4, SECTOR 5 = I4 to FL, DIFF = Difference To Personal Best Lap, P = Crossed Finish Line in Pit Lane, D = Time Disallowed

P16		4		Jack SMITH		Aprilia RS660 - Woodland Racing							
IDEAL LAP TIME : 1:39.301		BEST LAP TIME : 1:39.431		DIFFERENCE : 0.130									
LAP	SECTOR 1	SECTOR 2	SECTOR 3	SECTOR 4	SECTOR 5	LAP TIME	MPH	DIFF	TIME OF DAY				
1-	OUTLAP	101.2	28.656	13.557	125.2	12.745	26.811	95.4		13:51:47.785			
2-	21.903	103.2	27.675	13.190	125.9	12.584	26.624	94.7	1:41.976	87.80	2.545	13:53:29.761	
3-	22.709	108.2	28.450	13.295	128.0	12.693		IN PIT	1:45.035	P	85.25	5.604	13:55:14.796
4-	OUTLAP	101.8	28.926	13.648	124.0	12.697	26.787	95.8	5:54.628		25.25	4:15.197	14:01:09.424
5-	21.957	110.7	27.479	13.266	125.6	12.431	26.442	96.9	1:41.575		88.15	2.144	14:02:50.999
6-	21.782	109.1	27.275	13.183	124.9	12.284	26.103	96.1	1:40.627		88.98	1.196	14:04:31.626
7-	21.482	110.0	27.162	13.151	125.6	12.269	26.382	96.5	1:40.446		89.14	1.015	14:06:12.072
8-	21.751	107.3	27.199	13.184	125.6	12.163	26.049	96.6	1:40.346		89.23	0.915	14:07:52.418
9-	21.550	109.8	26.941	13.174	125.9	12.197	25.931	96.9	1:39.793	(2)	89.73	0.362	14:09:32.211
10-	21.599	108.5	27.250	13.084	126.8	12.199	26.003	97.1	1:40.135	(3)	89.42	0.704	14:11:12.346
11-	21.301	113.7	27.062	13.004	126.3	12.168	25.896	96.9	1:39.431	(1)	90.05		14:12:51.777
12-	21.553	110.7	26.937	13.188	126.3	12.243		IN PIT	1:40.543	P	89.06	1.112	14:14:32.320
13-	OUTLAP	105.0	27.655	13.142	127.3	12.196	25.937	96.5	1:56.146		77.09	16.715	14:16:28.466

P17		11		Sean O'REILLY		Aprilia RS660 - Moto Muzzi Racing Aprilia							
IDEAL LAP TIME : 1:39.494		BEST LAP TIME : 1:39.504		DIFFERENCE : 0.010									
LAP	SECTOR 1	SECTOR 2	SECTOR 3	SECTOR 4	SECTOR 5	LAP TIME	MPH	DIFF	TIME OF DAY				
1-	OUTLAP	101.5	30.299	13.798	121.7	13.857	28.199	93.4					13:53:19.020
2-	22.321	113.5	27.828	13.591	122.0	13.243	27.009	94.7	1:43.992		86.10	4.488	13:55:03.012
3-	22.057	115.3	27.696	14.255	122.0	13.040	26.514	95.0	1:43.562		86.46	4.058	13:56:46.574
4-	21.656	116.9	27.147	13.229	122.2	12.873	26.540	95.4	1:41.445		88.26	1.941	13:58:28.019
5-	21.610	116.3	27.111	13.247	122.0	12.865	26.313	95.4	1:41.146		88.53	1.642	14:00:09.165
6-	21.701	113.5	26.943	13.265	121.5	12.814	26.570	94.9	1:41.293		88.40	1.789	14:01:50.458
7-	21.769	115.7	26.974	13.303	121.1	12.837	26.132	95.0	1:41.015		88.64	1.511	14:03:31.473
8-	21.525	118.9	26.883	13.313	121.1	12.795	26.106	94.9	1:40.622		88.99	1.118	14:05:12.095
9-	21.531	116.9	26.944	13.262	122.0	12.847	26.259	95.4	1:40.843		88.79	1.339	14:06:52.938
10-	21.476	120.2	26.777	13.226	121.3	12.664	26.121	95.1	1:40.264	(3)	89.30	0.760	14:08:33.202
11-	21.446	120.2	26.665	13.343	121.5	12.717	26.364	94.9	1:40.535		89.06	1.031	14:10:13.737
12-	21.372	117.1	26.698	13.423	122.6	12.494	26.452	95.1	1:40.439		89.15	0.935	14:11:54.176
13-	21.353	119.4	26.634	13.163	122.4	12.432	25.922	94.7	1:39.504	(1)	89.99		14:13:33.680
14-	21.501	119.6	26.697	13.179	122.9	12.422	25.930	95.4	1:39.729	(2)	89.78	0.225	14:15:13.409

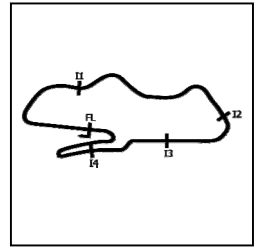
P18		23		Joe ELLIS		Aprilia RS660 - JPR							
IDEAL LAP TIME : 1:39.378		BEST LAP TIME : 1:39.525		DIFFERENCE : 0.147									
LAP	SECTOR 1	SECTOR 2	SECTOR 3	SECTOR 4	SECTOR 5	LAP TIME	MPH	DIFF	TIME OF DAY				
1-	OUTLAP	101.0	29.594	13.931	120.9	13.610	28.182	96.8					13:51:51.578
2-	22.477	108.0	27.897	13.439	124.7	12.704	27.185	94.2	1:43.702		86.34	4.177	13:53:35.280
3-	22.165	110.9	27.522	13.478	124.2	12.602	26.942	95.5	1:42.709		87.18	3.184	13:55:17.989
4-	21.947	109.4	27.363	13.406	123.3	12.501	26.479	95.4	1:41.696		88.05	2.171	13:56:59.685
5-	22.115	110.0	27.498	13.403	124.5	12.498	26.690	94.7	1:42.204	D	87.61	2.679	13:58:41.889
6-	21.830	113.9	27.194	13.298	125.2	12.367	26.532	95.4	1:41.221		88.46	1.696	14:00:23.110
7-	21.770	111.6	27.086	13.224	124.5	12.263	26.163	96.0	1:40.506		89.09	0.981	14:02:03.616
8-	21.977	108.2	27.390	13.512	124.0	12.437		IN PIT	1:43.624	P	86.41	4.099	14:03:47.240
9-	OUTLAP	100.9	27.912	13.404	124.9	12.461	26.578	94.3	3:11.899		46.66	1:32.374	14:06:59.139
10-	22.058	113.3	27.274	13.235	124.2	12.389	26.647	95.5	1:41.603		88.13	2.078	14:08:40.742
11-	21.683	113.9	27.109	13.207	124.0	12.168	26.158	96.0	1:40.325	(3)	89.25	0.800	14:10:21.067
12-	21.578	114.1	26.901	13.078	124.2	12.111	26.092	96.1	1:39.760	(2)	89.75	0.235	14:12:00.827
13-	21.517	117.5	27.289	13.256	124.7	12.228	26.090	95.8	1:40.380	D	89.20	0.855	14:13:41.207
14-	21.518	112.5	26.772	13.218	125.4	12.117	25.900	97.2	1:39.525	(1)	89.97		14:15:20.732

MCRCB BULLETIN TK051

2024 Bennetts British Superbike Championship - Round 10

2024 Pirelli National Sportbike with Moneybarn Vehicle Finance

FREE PRACTICE 2 - SECTOR ANALYSIS



SECTOR 1 = FL to I1, SECTOR 2 = I1 to I2, SECTOR 3 = I2 to I3, SECTOR 4 = I3 to I4, SECTOR 5 = I4 to FL, DIFF = Difference To Personal Best Lap, P = Crossed Finish Line in Pit Lane, D = Time Disallowed

P19 74		Finn SMART-WEEDEN					Aprilia RS660 - Definitive Racing					
IDEAL LAP TIME : 1:39.325		BEST LAP TIME : 1:39.528					DIFFERENCE : 0.203					
LAP	SECTOR 1	SECTOR 2	SECTOR 3	SECTOR 4	SECTOR 5	LAP TIME	MPH	DIFF	TIME OF DAY			
1-	OUTLAP	89.8	30.769	13.869	124.9	14.091	27.868	95.7		13:53:08.524		
2-	22.593	107.7	28.244	13.373	126.3	13.432	27.326	95.7	1:44.968	85.30	5.440	13:54:53.492
3-	22.235	109.2	27.441	13.204	127.3	12.850	26.877	96.5	1:42.607	87.26	3.079	13:56:36.099
4-	21.777	112.9	27.330	13.180	126.6	12.683	26.652	96.9	1:41.622	88.11	2.094	13:58:17.721
5-	22.007	111.6	27.050	12.935	128.5	12.650	26.415	97.1	1:41.057	88.60	1.529	13:59:58.778
6-	21.573	114.3	26.700	13.087	127.3	12.638	26.197	96.8	1:40.195 (3)	89.37	0.667	14:01:38.973
7-	21.664	115.5	26.845	13.464	121.5	13.595	IN PIT		1:44.005 P	86.09	4.477	14:03:22.978
8-	OUTLAP	100.7	28.878	13.427	125.6	12.712	26.991	96.6	5:17.459	28.20	3:37.931	14:08:40.437
9-	21.846	112.5	27.737	13.170	125.9	12.598	26.406	97.2	1:41.757	87.99	2.229	14:10:22.194
10-	21.484	115.1	26.868	13.067	127.8	12.469	26.157	96.2	1:40.045 (2)	89.50	0.517	14:12:02.239
11-	21.578	114.7	26.821	13.296	127.5	12.447	26.142	97.2	1:40.284	89.29	0.756	14:13:42.523
12-	21.490	116.3	26.577	13.132	128.0	12.314	26.015	98.3	1:39.528 (1)	89.96		14:15:22.051

P20 89		Taylor MORETON					Suzuki GSX8R - Powerslide Motorcycles by Sublime Suzuki					
IDEAL LAP TIME : 1:39.335		BEST LAP TIME : 1:39.542					DIFFERENCE : 0.207					
LAP	SECTOR 1	SECTOR 2	SECTOR 3	SECTOR 4	SECTOR 5	LAP TIME	MPH	DIFF	TIME OF DAY			
1-	OUTLAP	100.9	28.595	13.524	126.6	13.514	26.364	98.2				13:51:50.912
2-	21.808	119.6	27.756	13.286	126.8	12.485	26.612	98.5	1:41.947	87.83	2.405	13:53:32.859
3-	21.919	112.4	27.214	13.211	128.3	12.287	26.259	97.8	1:40.890	88.75	1.348	13:55:13.749
4-	21.751	115.3	27.165	13.248	126.3	12.299	26.293	97.6	1:40.756	88.87	1.214	13:56:54.505
5-	21.701	115.7	26.986	13.214	125.2	12.189	26.541	98.3	1:40.631	88.98	1.089	13:58:35.136
6-	22.193	107.2	27.537	13.365	125.6	12.569	IN PIT		1:42.055 P	87.74	2.513	14:00:17.191
7-	OUTLAP	106.8	27.974	13.516	124.9	12.358	26.224	96.9	3:10.137	47.09	1:30.595	14:03:27.328
8-	22.008	114.1	27.521	13.490	125.4	12.375	26.486	97.6	1:41.880	87.89	2.338	14:05:09.208
9-	21.625	116.5	27.107	13.205	128.3	12.442	26.266	99.1	1:40.645	88.97	1.103	14:06:49.853
10-	21.739	116.1	26.803	13.200	127.3	12.288	26.179	97.2	1:40.209 (3)	89.35	0.667	14:08:30.062
11-	21.873	114.3	27.009	13.216	127.3	12.321	25.845	98.3	1:40.264	89.30	0.722	14:10:10.326
12-	21.477	118.7	26.722	13.146	127.0	12.304	25.893	97.8	1:39.542 (1)	89.95		14:11:49.868
13-	21.679	118.5	26.888	13.352	126.8	12.332	26.013	98.1	1:40.264	89.30	0.722	14:13:30.132
14-	21.504	119.8	27.151	13.125	128.8	12.166	25.936	97.9	1:39.882 (2)	89.65	0.340	14:15:10.014

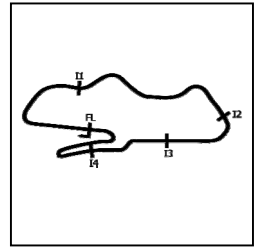
P21 71		Maximus HARDY					Triumph Daytona 660 - Hardy Racing					
IDEAL LAP TIME : 1:39.660		BEST LAP TIME : 1:39.863					DIFFERENCE : 0.203					
LAP	SECTOR 1	SECTOR 2	SECTOR 3	SECTOR 4	SECTOR 5	LAP TIME	MPH	DIFF	TIME OF DAY			
1-	OUTLAP	102.7	28.561	13.467	128.5	13.094	26.945	97.1				13:51:51.274
2-	21.718	116.5	27.901	13.124	128.0	12.545	26.207	96.5	1:41.495	88.22	1.632	13:53:32.769
3-	21.676	116.3	27.166	13.006	128.5	12.367	26.000	96.4	1:40.215 (3)	89.35	0.352	13:55:12.984
4-	21.560	114.5	27.310	13.171	125.4	12.227	26.466	96.4	1:40.734	88.89	0.871	13:56:53.718
5-	21.459	117.9	27.083	13.156	125.6	12.146	26.019	96.6	1:39.863 (1)	89.66		13:58:33.581
6-	22.113	112.2	29.800	13.563	124.0	13.138	IN PIT		1:48.578 P	82.47	8.715	14:00:22.159
7-	OUTLAP	115.7	27.548	13.271	125.9	12.405	26.756	96.8	2:06.481	70.79	26.618	14:02:28.640
8-	21.648	116.3	27.068	13.039	126.1	12.127	26.073	96.1	1:39.955 (2)	89.58	0.092	14:04:08.595
9-	24.094	110.1	29.488	14.316	117.9	12.802	IN PIT		1:47.609 P	83.21	7.746	14:05:56.204

MCRCB BULLETIN TK051

2024 Bennetts British Superbike Championship - Round 10

2024 Pirelli National Sportbike with Moneybarn Vehicle Finance

FREE PRACTICE 2 - SECTOR ANALYSIS



SECTOR 1 = FL to I1, SECTOR 2 = I1 to I2, SECTOR 3 = I2 to I3, SECTOR 4 = I3 to I4, SECTOR 5 = I4 to FL, DIFF = Difference To Personal Best Lap, P = Crossed Finish Line in Pit Lane, D = Time Disallowed

P22 61		Cameron HARRIS				Aprilia RS660 - Harris Racing / PW Gates						
IDEAL LAP TIME : 1:39.665		BEST LAP TIME : 1:40.036				DIFFERENCE : 0.371						
LAP	SECTOR 1	SECTOR 2	SECTOR 3	SECTOR 4	SECTOR 5	LAP TIME	MPH	DIFF	TIME OF DAY			
1-	OUTLAP	100.1	28.479	13.441	124.9	13.162	26.775	96.5		13:51:48.238		
2-	22.102	105.3	27.607	13.372	127.5	12.805	26.442	96.5	1:42.328	87.50	2.292	13:53:30.566
3-	22.097	108.0	27.905	13.333	124.2	12.641	27.962	96.1	1:43.938	86.15	3.902	13:55:14.504
4-	21.803	113.1	27.112	13.293	124.5	12.344	25.893	97.2	1:40.445 (3)	89.14	0.409	13:56:54.949
5-	21.701	115.3	26.908	13.238	125.9	12.362	26.508	96.8	1:40.717	88.90	0.681	13:58:35.666
6-	21.964	113.7	27.433	13.338	126.6	12.549	IN PIT		1:43.346 P	86.64	3.310	14:00:19.012
7-	OUTLAP	109.4	27.332	13.573	123.5	12.628	26.257	96.4	3:08.829	47.42	1:28.793	14:03:27.841
8-	21.906	113.5	27.243	13.545	125.4	12.457	25.808	96.0	1:40.959	88.69	0.923	14:05:08.800
9-	21.751	113.5	27.017	13.316	124.2	12.457	25.644	96.6	1:40.185 (2)	89.37	0.149	14:06:48.985
10-	21.868	110.7	26.995	13.187	125.2	12.225	25.761	96.8	1:40.036 (1)	89.51		14:08:29.021
11-	22.107	111.8	27.194	13.475	124.5	12.664	IN PIT		1:46.534 P	84.05	6.498	14:10:15.555
12-	OUTLAP	106.8	27.484	13.427	123.8	12.443	26.334	96.2	3:32.807	42.07	1:52.771	14:13:48.362
13-	22.203	110.0	28.514	13.535	125.2	12.294	IN PIT		1:50.184 P	81.26	10.148	14:15:38.546

P23 69		Joshua PROUDFOOT				Yamaha YZF-R7 - Rev2Race Yamaha						
IDEAL LAP TIME : 1:40.025		BEST LAP TIME : 1:40.055				DIFFERENCE : 0.030						
LAP	SECTOR 1	SECTOR 2	SECTOR 3	SECTOR 4	SECTOR 5	LAP TIME	MPH	DIFF	TIME OF DAY			
1-	OUTLAP	97.5	29.256	13.908	122.6	13.271	27.278	95.0				13:52:07.764
2-	22.922	102.6	28.083	13.456	125.2	12.691	26.469	96.0	1:43.621	86.41	3.566	13:53:51.385
3-	22.491	104.5	27.895	13.401	123.8	12.518	26.267	96.4	1:42.572	87.29	2.517	13:55:33.957
4-	22.161	108.0	27.393	13.350	123.1	12.286	25.908	96.4	1:41.098	88.57	1.043	13:57:15.055
5-	22.233	100.0	27.962	13.380	122.9	12.326	26.176	95.8	1:42.077	87.72	2.022	13:58:57.132
6-	22.473	105.5	27.782	13.368	123.8	12.509	26.200	95.7	1:42.332	87.50	2.277	14:00:39.464
7-	22.212	109.2	27.385	13.401	123.5	12.188	26.033	96.0	1:41.219	88.46	1.164	14:02:20.683
8-	22.104	107.7	27.354	13.394	122.9	12.731	IN PIT		1:42.077 P	87.72	2.022	14:04:02.760
9-	OUTLAP	104.6	27.617	13.364	123.8	12.279	26.118	96.0	2:59.343	49.92	1:19.288	14:07:02.103
10-	22.109	102.9	27.342	13.284	123.5	12.174	26.046	96.2	1:40.955	88.69	0.900	14:08:43.058
11-	22.047	107.3	27.137	13.206	124.5	12.235	25.880	96.6	1:40.505 (2)	89.09	0.450	14:10:23.563
12-	21.850	107.0	27.053	13.215	125.2	12.195	25.742	96.8	1:40.055 (1)	89.49		14:12:03.618
13-	22.043	108.0	27.182	13.231	125.2	12.299	25.995	97.5	1:40.750	88.87	0.695	14:13:44.368
14-	21.874	106.1	27.150	13.334	124.7	12.435	25.956	97.3	1:40.749 (3)	88.87	0.694	14:15:25.117

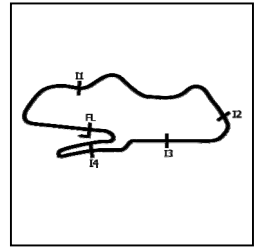
P24 88		Sergio ROMERO				Triumph Daytona 660 - Macadam Triumph Racing						
IDEAL LAP TIME : 1:39.887		BEST LAP TIME : 1:40.117				DIFFERENCE : 0.230						
LAP	SECTOR 1	SECTOR 2	SECTOR 3	SECTOR 4	SECTOR 5	LAP TIME	MPH	DIFF	TIME OF DAY			
1-	OUTLAP	82.6	31.276	14.230	122.9	13.956	28.334	94.9				13:52:48.845
2-	23.557	101.9	28.422	13.609	124.5	12.853	27.054	95.7	1:45.495	84.88	5.378	13:54:34.340
3-	22.671	102.4	27.852	13.359	124.7	12.833	27.011	97.8	1:43.726	86.32	3.609	13:56:18.066
4-	22.295	104.5	27.416	13.260	125.2	12.714	26.865	97.5	1:42.550	87.31	2.433	13:58:00.616
5-	22.247	107.8	27.435	13.323	124.9	12.739	26.274	97.6	1:42.018	87.77	1.901	13:59:42.634
6-	21.814	111.4	27.775	13.231	125.4	12.636	26.354	97.3	1:41.810	87.95	1.693	14:01:24.444
7-	21.963	114.3	27.307	13.257	125.4	12.444	26.818	96.5	1:41.789 (3)	87.97	1.672	14:03:06.233
8-	22.033	114.1	27.783	13.369	125.6	12.583	26.130	97.6	1:41.898	87.87	1.781	14:04:48.131
9-	22.181	104.2	27.642	13.407	123.5	12.434	IN PIT		1:41.373 P	88.33	1.256	14:06:29.504
10-	OUTLAP	105.3	28.004	13.125	130.5	12.401	25.912	96.8	3:46.891	39.46	2:06.774	14:10:16.395
11-	21.503	113.9	27.046	13.145	125.9	12.477	25.946	98.5	1:40.117 (1)	89.43		14:11:56.512
12-	21.741	107.3	27.366	13.199	126.1	12.317	25.896	98.1	1:40.519 (2)	89.08	0.402	14:13:37.031
13-	21.557	113.9	27.325	13.304	126.1	17.660	26.713	98.9	4:46.559 D	84.03	6.442	14:15:23.590

MCRCB BULLETIN TK051

2024 Bennetts British Superbike Championship - Round 10

2024 Pirelli National Sportbike with Moneybarn Vehicle Finance

FREE PRACTICE 2 - SECTOR ANALYSIS



SECTOR 1 = FL to I1, SECTOR 2 = I1 to I2, SECTOR 3 = I2 to I3, SECTOR 4 = I3 to I4, SECTOR 5 = I4 to FL, DIFF = Difference To Personal Best Lap, P = Crossed Finish Line in Pit Lane, D = Time Disallowed

P25 10		Kieran KENT					Kawasaki Ninja 650 - Sycmirrus Motorsport					
IDEAL LAP TIME : 1:40.216		BEST LAP TIME : 1:40.216					DIFFERENCE : 0.000					
LAP	SECTOR 1	SECTOR 2	SECTOR 3	SECTOR 4	SECTOR 5	LAP TIME	MPH	DIFF	TIME OF DAY			
1-	OUTLAP	92.8	29.902	13.869	121.1	13.339	27.274	93.3		13:54:00.978		
2-	22.255	107.5	27.938	13.482	122.0	12.609	26.630	93.9	1:42.914	87.00	2.698	13:55:43.892
3-	22.109	110.1	27.219	13.256	121.1	12.306	33.909	88.7	1:48.799	82.30	8.583	13:57:32.691
4-	23.787	105.1	28.731	13.671	121.3	13.051	27.268	93.7	1:46.508	84.07	6.292	13:59:19.199
5-	22.360	109.8	27.596	13.308	121.7	12.492	26.890	93.3	1:42.646 (3)	87.23	2.430	14:01:01.845
6-	22.067	114.9	27.352	13.405	120.4	12.399	28.340	89.8	1:43.563	86.46	3.347	14:02:45.408
7-	22.956	106.8	28.454	13.386	120.2	12.597	30.215	93.0	1:47.608	83.21	7.392	14:04:33.016
8-	22.784	104.5	29.010	13.788	119.1	13.067	IN PIT		1:47.632 P	83.19	7.416	14:06:20.648
9-	OUTLAP	94.1	29.478	13.523	120.2	13.286	27.684	93.0	6:03.890 D	24.60	4:23.674	14:12:24.538
10-	22.062	105.5	27.845	13.531	121.3	12.472	26.333	93.8	1:42.243 (2)	87.58	2.027	14:14:06.781
11-	21.815	117.7	26.964	13.193	121.7	12.109	26.135	94.1	1:40.216 (1)	89.35		14:15:46.997

P26 77		Oliver MORGAN-EDWARDS					Aprilia RS660 - OME Racing					
IDEAL LAP TIME : 1:39.732		BEST LAP TIME : 1:40.423					DIFFERENCE : 0.691					
LAP	SECTOR 1	SECTOR 2	SECTOR 3	SECTOR 4	SECTOR 5	LAP TIME	MPH	DIFF	TIME OF DAY			
1-	OUTLAP	102.1	28.598	13.566	121.3	13.017	26.742	94.6		13:51:57.807		
2-	22.283	110.9	27.628	13.079	123.8	12.791	26.308	94.6	1:42.089	87.71	1.666	13:53:39.896
3-	22.070	110.3	27.382	13.231	123.5	12.476	25.962	94.2	1:41.121	88.55	0.698	13:55:21.017
4-	21.707	110.3	26.994	13.358	123.1	12.279	26.237	95.4	1:40.575 (2)	89.03	0.152	13:57:01.592
5-	22.288	112.2	27.012	13.190	122.9	12.436	26.384	95.4	1:41.310	88.38	0.887	13:58:42.902
6-	21.743	115.1	27.202	13.078	124.5	12.366	26.034	94.9	1:40.423 (1)	89.16		14:00:23.325
7-	21.831	113.1	27.114	13.243	123.1	12.374	IN PIT		1:40.748 P	88.87	0.325	14:02:04.073
8-	OUTLAP	107.2	27.463	13.076	122.9	12.469	25.989	94.3	3:39.561	40.78	1:59.138	14:05:43.634
9-	22.272	106.1	27.590	13.185	122.4	12.248	28.691	94.3	1:43.986	86.11	3.563	14:07:27.620
10-	21.979	111.2	27.093	13.047	122.9	12.284	IN PIT		1:41.483 P	88.23	1.060	14:09:09.103
11-	OUTLAP	106.1	27.477	13.193	123.3	12.410	27.253	94.3	3:00.585	49.58	1:20.162	14:12:09.688
12-	22.559	109.2	27.050	13.135	124.5	12.377	25.736	95.3	1:40.857	88.78	0.434	14:13:50.545
13-	21.969	112.9	27.080	13.118	126.8	12.398	26.159	95.1	1:40.724 (3)	88.90	0.301	14:15:31.269

P27 44		Sam GREEN					Aprilia RS660 - Bruce Racing					
IDEAL LAP TIME : 1:40.643		BEST LAP TIME : 1:40.966					DIFFERENCE : 0.323					
LAP	SECTOR 1	SECTOR 2	SECTOR 3	SECTOR 4	SECTOR 5	LAP TIME	MPH	DIFF	TIME OF DAY			
1-	OUTLAP	96.2	29.342	13.913	123.1	13.467	28.349	89.8		13:52:18.266		
2-	23.650	102.4	28.106	13.920	123.8	12.919	27.632	94.1	1:46.227	84.29	5.261	13:54:04.493
3-	23.046	98.9	28.529	14.736	118.5	13.045	27.454	95.8	1:46.810	83.83	5.844	13:55:51.303
4-	22.257	112.2	27.496	13.619	123.5	12.574	26.745	96.1	1:42.691	87.19	1.725	13:57:33.994
5-	22.744	97.9	28.060	13.713	124.5	12.576	26.647	96.0	1:43.740	86.31	2.774	13:59:17.734
6-	22.481	104.3	27.900	13.664	124.0	12.675	32.263	82.3	1:48.983	82.16	8.017	14:01:06.717
7-	22.821	105.8	28.023	13.841	123.8	12.825	IN PIT		1:48.125 P	82.81	7.159	14:02:54.842
8-	OUTLAP	101.2	28.071	13.659	123.5	12.424	26.609	96.0	5:52.576	25.39	4:11.610	14:08:47.418
9-	22.129	113.3	27.493	13.351	125.9	12.223	26.340	96.8	1:41.536 (2)	88.18	0.570	14:10:28.954
10-	21.983	114.7	27.160	13.230	126.6	12.257	26.336	96.9	1:40.966 (1)	88.68		14:12:09.920
11-	22.545	101.0	27.442	13.308	126.1	12.522	26.047	97.8	1:41.864 (3)	87.90	0.898	14:13:51.784
12-	22.214	113.1	27.420	14.064	125.9	12.276	IN PIT		1:44.017 P	86.08	3.051	14:15:35.801

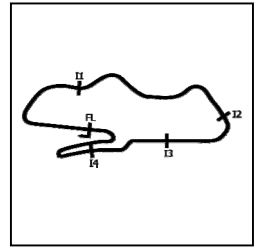
P28 60		Lennon DOCHERTY					Kawasaki Ninja 650 - Sycmirrus Motorsport					
IDEAL LAP TIME : 1:40.615		BEST LAP TIME : 1:41.397					DIFFERENCE : 0.782					
LAP	SECTOR 1	SECTOR 2	SECTOR 3	SECTOR 4	SECTOR 5	LAP TIME	MPH	DIFF	TIME OF DAY			
1-	OUTLAP	107.0	27.860	13.519	120.6	12.842	26.539	93.5		13:54:26.050		
2-	22.003	114.9	27.148	13.446	120.0	12.595	26.205	94.1	1:41.397 (1)	88.31		13:56:07.447
3-	21.739	114.7	27.125	13.240	121.3	12.754	26.655	89.2	1:41.513 (2)	88.20	0.116	13:57:48.960
4-	22.605	108.2	31.988	14.696	112.0	12.914	26.059	93.5	1:48.262	82.71	6.865	13:59:37.222
5-	21.999	114.5	28.345	15.374	110.9	16.821	29.594	93.3	1:52.133 D	79.85	10.736	14:01:29.355
6-	22.006	113.9	26.982	13.751	118.5	12.746	29.792	80.8	1:45.277 (3)	85.05	3.880	14:03:14.632
7-	31.975	110.7	27.090	21.879	109.2	14.083	IN PIT		2:05.781 P	71.19	24.384	14:05:20.413
8-	OUTLAP	96.4	30.799	18.491	98.9	20.849	IN PIT		7:51.971 P	18.97	6:10.574	14:13:12.384
9-	OUTLAP	106.8	28.225	13.573	120.0	12.763	27.173	92.5	3:14.045	46.14	1:32.648	14:16:26.429

MCRCB BULLETIN TK051

2024 Bennetts British Superbike Championship - Round 10

2024 Pirelli National Sportbike with Moneybarn Vehicle Finance

FREE PRACTICE 2 - SECTOR ANALYSIS



SECTOR 1 = FL to I1, SECTOR 2 = I1 to I2, SECTOR 3 = I2 to I3, SECTOR 4 = I3 to I4, SECTOR 5 = I4 to FL, DIFF = Difference To Personal Best Lap, P = Crossed Finish Line in Pit Lane, D = Time Disallowed

P29 26		Del DOWDS					Suzuki GSX8R - Powerslide Motorcycles by Sublime Suzuki					
IDEAL LAP TIME : 1:40.826		BEST LAP TIME : 1:41.406					DIFFERENCE : 0.580					
LAP	SECTOR 1	SECTOR 2	SECTOR 3	SECTOR 4	SECTOR 5	LAP TIME	MPH	DIFF	TIME OF DAY			
1-	OUTLAP	105.0	28.167	13.382	123.3	14.733	27.889	96.1		13:51:52.736		
2-	22.174	112.2	27.987	13.404	124.0	12.888	26.547	95.8	1:43.000	86.93	1.594	13:53:35.736
3-	22.099	108.2	27.517	13.244	126.8	13.214	26.653	95.5	1:42.727	87.16	1.321	13:55:18.463
4-	21.977	109.6	27.700	13.211	124.5	12.743	26.599	96.1	1:42.230	87.59	0.824	13:57:00.693
5-	21.924	110.1	27.478	13.151	124.5	12.827	26.524	96.2	1:41.904	87.87	0.498	13:58:42.597
6-	21.862	112.7	27.960	13.224	125.4	12.790	26.226	95.7	1:42.062	87.73	0.656	14:00:24.659
7-	21.877	110.3	27.363	13.082	125.2	12.614	26.470	95.5	1:41.406 (1)	88.30		14:02:06.065
8-	21.918	111.6	27.416	13.225	124.5	12.593	26.309	95.0	1:41.461 (3)	88.25	0.055	14:03:47.526
9-	21.784	114.3	27.735	13.853	115.9	12.760	IN PIT		1:43.240 P	86.73	1.834	14:05:30.766
10-	OUTLAP	96.4	29.043	14.659	121.1	12.782	27.032	92.8	4:11.131	35.65	2:29.725	14:09:41.897
11-	22.207	109.4	27.606	13.154	125.4	12.546	26.282	95.3	1:41.795	87.96	0.389	14:11:23.692
12-	21.810	114.1	27.692	13.214	125.2	12.524	26.333	96.0	1:41.573	88.15	0.167	14:13:05.265
13-	22.093	106.1	27.598	13.133	125.9	12.501	26.096	95.0	1:41.421 (2)	88.28	0.015	14:14:46.686
14-	22.354	100.1	27.965	13.350	114.7	12.740	IN PIT		1:45.225 P	85.09	3.819	14:16:31.911

P30 20		Jack MUIR					Aprilia RS660 - Jack Muir Racing					
IDEAL LAP TIME : 1:41.872		BEST LAP TIME : 1:42.002					DIFFERENCE : 0.130					
LAP	SECTOR 1	SECTOR 2	SECTOR 3	SECTOR 4	SECTOR 5	LAP TIME	MPH	DIFF	TIME OF DAY			
1-	OUTLAP	106.3	28.482	13.512	127.3	13.254	27.776	95.4		13:51:53.032		
2-	22.212	110.3	27.883	13.260	126.6	13.145	26.892	95.5	1:43.392 (3)	86.60	1.390	13:53:36.424
3-	22.404	115.7	27.612	13.270	126.8	12.787	26.933	95.8	1:43.006 (2)	86.93	1.004	13:55:19.430
4-	21.960	115.5	27.420	13.268	126.8	12.554	26.800	96.2	1:42.002 (1)	87.78		13:57:01.432
5-	22.301	111.2	27.538	13.138	128.0	12.632	29.900	92.6	1:45.509	84.86	3.507	13:58:46.941
6-	22.488	109.6	27.528	13.293	125.6	18.729	IN PIT		1:49.659 P	81.65	7.657	14:00:36.600
7-	OUTLAP	106.5	27.965	13.289	125.4	20.285	32.015	94.2	3:30.374 D	42.56	1:48.372	14:04:06.974
8-	22.708	108.0	28.446	13.711	123.3	13.732	IN PIT		1:45.677 P	84.73	3.675	14:05:52.651
9-	OUTLAP	108.5	28.528	13.539	124.5	18.165	28.767	93.0	3:28.286 D	42.99	1:46.284	14:09:20.937
10-	22.576	112.7	28.167	13.300	125.9	12.816	32.588	95.5	1:49.447	81.81	7.445	14:11:10.384
11-	22.314	110.9	28.306	13.509	124.7	18.821	IN PIT		1:50.604 P	80.95	8.602	14:13:00.988

P31 6		Jack KNIGHTS					Aprilia RS660 - BlueMotion Racing					
IDEAL LAP TIME : 1:44.012		BEST LAP TIME : 1:44.626					DIFFERENCE : 0.614					
LAP	SECTOR 1	SECTOR 2	SECTOR 3	SECTOR 4	SECTOR 5	LAP TIME	MPH	DIFF	TIME OF DAY			
1-	OUTLAP	97.9	29.684	13.733	121.7	13.302	27.749	91.9		13:55:56.105		
2-	22.801	101.6	28.636	14.018	121.3	13.128	27.712	95.1	1:46.295	84.24	1.669	13:57:42.400
3-	22.497	106.8	28.058	13.668	122.2	13.150	27.635	96.2	1:45.008 (3)	85.27	0.382	13:59:27.408
4-	22.657	111.1	28.640	13.780	123.5	13.266	27.569	95.8	1:45.912	84.54	1.286	14:01:13.320
5-	22.638	107.8	28.698	13.926	120.9	13.111	27.538	94.9	1:45.911	84.54	1.285	14:02:59.231
6-	22.865	104.6	29.681	14.155	120.4	13.695	IN PIT		1:49.766 P	81.57	5.140	14:04:48.997
7-	OUTLAP	97.8	29.542	13.958	122.0	13.233	28.183	94.9	5:53.944	25.29	4:09.318	14:10:42.941
8-	22.406	106.6	28.572	13.666	122.0	12.773	27.209	95.4	1:44.626 (1)	85.58		14:12:27.567
9-	22.632	100.3	28.243	13.659	122.0	12.982	27.399	96.4	1:44.915 (2)	85.34	0.289	14:14:12.482
10-	22.810	105.1	28.305	13.566	124.2	12.909	27.454	95.8	1:45.044	85.24	0.418	14:15:57.526

P32 3		Benji COMPTON					Triumph Daytona 660 - Benji Compton Racing					
IDEAL LAP TIME : 1:46.787		BEST LAP TIME : 1:46.943					DIFFERENCE : 0.156					
LAP	SECTOR 1	SECTOR 2	SECTOR 3	SECTOR 4	SECTOR 5	LAP TIME	MPH	DIFF	TIME OF DAY			
1-	OUTLAP	94.6	29.790	13.912	119.4	14.076	28.408	92.9		13:52:01.624		
2-	23.643	106.8	28.721	14.389	120.2	13.814	27.806	95.5	1:48.373 (2)	82.62	1.430	13:53:49.997
3-	23.414	109.4	28.810	13.636	121.7	13.507	27.576	93.8	1:46.943 (1)	83.73		13:55:36.940

MCRCB BULLETIN TK052

2024 Bennetts British Superbike Championship - Round 10

2024 Pirelli National Sportbike with Moneybarn Vehicle Finance

FREE PRACTICE 2 - BEST SECTORS

POS	SECTOR 1		SECTOR 2		SECTOR 3		SECTOR 4		SECTOR 5		IDEAL / BEST COMPARISON										
	NO	TIME	NO	TIME	NO	TIME	NO	TIME	NO	TIME	POS	NO	NAME	IDEAL	BEST	DIFF					
1	47	COO	20.733	47	COO	25.935	8	BAR	12.534	8	BAR	11.453	47	COO	24.775	1	47	COOPER	1:35.733	1:35.865	0.132
2	34	SIL	20.734	8	BAR	25.939	34	SIL	12.728	13	COL	11.500	13	COL	24.787	2	13	COLOMBI	1:35.889	1:36.230	0.341
3	13	COL	20.736	34	SIL	26.013	13	COL	12.734	47	COO	11.546	8	BAR	24.942	3	8	BARNES	1:35.988	1:36.465	0.477
4	25	STR	20.881	25	STR	26.115	47	COO	12.744	59	VAR	11.609	59	VAR	25.119	4	34	SILVESTER	1:36.450	1:36.907	0.457
5	28	DAV	20.898	13	COL	26.132	76	STE	12.761	25	STR	11.646	25	STR	25.228	5	25	STRUDWICK	1:36.714	1:36.769	0.055
6	76	STE	20.974	28	DAV	26.163	59	VAR	12.796	34	SIL	11.689	51	BAN	25.255	6	59	VAREY	1:36.766	1:36.844	0.078
7	59	VAR	21.019	59	VAR	26.223	25	STR	12.844	76	STE	11.725	85	MAR	25.260	7	76	STEPHENSON	1:37.089	1:37.263	0.174
8	85	MAR	21.063	76	STE	26.278	28	DAV	12.845	17	SHE	11.735	34	SIL	25.286	8	28	DAVIDSON	1:37.378	1:37.749	0.371
9	8	BAR	21.120	56	ATK	26.327	17	SHE	12.882	85	MAR	11.792	76	STE	25.351	9	85	MARTIN	1:37.801	1:37.840	0.039
10	56	ATK	21.199	55	DES	26.410	51	BAN	12.889	55	DES	11.826	67	STE	25.374	10	17	SHELTON	1:37.805	1:37.842	0.037
11	17	SHE	21.268	67	STE	26.418	56	ATK	12.890	51	BAN	11.838	17	SHE	25.386	11	56	ATKINS	1:37.864	1:37.894	0.030
12	4	SMI	21.301	17	SHE	26.534	55	DES	12.933	56	ATK	11.848	55	DES	25.461	12	51	BANHAM	1:37.971	1:38.194	0.223
13	11	OR	21.353	51	BAN	26.567	74	SMA	12.935	28	DAV	11.870	56	ATK	25.600	13	55	DESSOY	1:38.005	1:38.520	0.515
14	55	DES	21.375	74	SMA	26.577	29	DAY	12.944	67	STE	11.975	28	DAV	25.602	14	67	STEPHENSON	1:38.440	1:38.748	0.308
15	51	BAN	21.422	11	OR	26.634	4	SMI	13.004	10	KEN	12.109	61	HAR	25.644	15	29	DAYKIN	1:39.196	1:39.196	0.000
16	29	DAY	21.445	85	MAR	26.662	71	HAR	13.006	23	ELL	12.111	77	MOR	25.736	16	4	SMITH	1:39.301	1:39.431	0.130
17	71	HAR	21.459	89	MOR	26.722	85	MAR	13.024	71	HAR	12.127	69	PRO	25.742	17	74	SMART-WEEEDEN	1:39.325	1:39.528	0.203
18	89	MOR	21.477	29	DAY	26.763	77	MOR	13.047	4	SMI	12.163	89	MOR	25.845	18	89	MORETON	1:39.335	1:39.542	0.207
19	74	SMA	21.484	23	ELL	26.772	23	ELL	13.078	89	MOR	12.166	29	DAY	25.858	19	23	ELLIS	1:39.378	1:39.525	0.147
20	88	ROM	21.503	61	HAR	26.908	26	DOW	13.082	69	PRO	12.174	4	SMI	25.896	20	11	O'REILLY	1:39.494	1:39.504	0.010
21	23	ELL	21.517	4	SMI	26.937	67	STE	13.110	29	DAY	12.186	88	ROM	25.896	21	71	HARDY	1:39.660	1:39.863	0.203
22	67	STE	21.563	10	KEN	26.964	89	MOR	13.125	44	GRE	12.223	23	ELL	25.900	22	61	HARRIS	1:39.665	1:40.036	0.371
23	61	HAR	21.701	60	DOC	26.982	88	ROM	13.125	61	HAR	12.225	11	O'R	25.922	23	77	MORGAN-EDWARDS	1:39.732	1:40.423	0.691
24	77	MOR	21.707	77	MOR	26.994	20	MUI	13.138	77	MOR	12.248	71	HAR	26.000	24	88	ROMERO	1:39.887	1:40.117	0.230
25	60	DOC	21.739	88	ROM	27.046	11	O'R	13.163	74	SMA	12.314	74	SMA	26.015	25	69	PROUDFOOT	1:40.025	1:40.055	0.030
26	26	DOW	21.784	69	PRO	27.053	61	HAR	13.187	88	ROM	12.317	44	GRE	26.047	26	10	KENT	1:40.216	1:40.216	0.000
27	10	KEN	21.815	71	HAR	27.068	10	KEN	13.193	11	O'R	12.422	60	DOC	26.059	27	60	DOCHERTY	1:40.615	1:41.397	0.782
28	69	PRO	21.850	44	GRE	27.160	69	PRO	13.206	26	DOW	12.501	26	DOW	26.096	28	44	GREEN	1:40.643	1:40.966	0.323
29	20	MUI	21.960	26	DOW	27.363	44	GRE	13.230	20	MUI	12.554	10	KEN	26.135	29	26	DOWDS	1:40.826	1:41.406	0.580
30	44	GRE	21.983	20	MUI	27.420	60	DOC	13.240	60	DOC	12.595	20	MUI	26.800	30	20	MUIR	1:41.872	1:42.002	0.130
31	6	KNI	22.406	6	KNI	28.058	6	KNI	13.566	6	KNI	12.773	6	KNI	27.209	31	6	KNIGHTS	1:44.012	1:44.626	0.614
32	3	COM	23.347	3	COM	28.721	3	COM	13.636	3	COM	13.507	3	COM	27.576	32	3	COMPTON	1:46.787	1:46.943	0.156

PERFECT LAP 1:35.430

MCRCB BULLETIN TK053**2024 Bennetts British Superbike Championship - Round 10****2024 Pirelli National Sportbike with Moneybarn Vehicle Finance****FREE PRACTICE 2 - BEST SPEEDS**

POS	INTERMEDIATE 1		INTERMEDIATE 2		INTERMEDIATE 3		INTERMEDIATE 4		FINISH LINE	
	NO	NAME MPH	NO	NAME MPH	NO	NAME MPH	NO	NAME MPH	NO	NAME MPH
1	85	MARTIN 125.2			47	COOPER 132.3			47	COOPER 101.6
2	28	DAVIDSON 124.5			13	COLOMBI 131.0			13	COLOMBI 100.4
3	76	STEPHENSON 123.5			51	BANHAM 131.0			25	STRUDWICK 100.3
4	59	VAREY 123.3			34	SILVESTER 130.5			8	BARNES 100.0
5	8	BARNES 123.1			88	ROMERO 130.5			76	STEPHENSON 99.8
6	47	COOPER 122.6			28	DAVIDSON 130.3			34	SILVESTER 99.1
7	13	COLOMBI 122.4			25	STRUDWICK 129.8			51	BANHAM 99.1
8	34	SILVESTER 122.4			17	SHELTON 129.8			89	MORETON 99.1
9	11	O'REILLY 120.2			8	BARNES 129.5			28	DAVIDSON 98.9
10	89	MORETON 119.8			76	STEPHENSON 129.5			88	ROMERO 98.9
11	25	STRUDWICK 119.1			89	MORETON 128.8			56	ATKINS 98.8
12	17	SHELTON 118.9			74	SMART-WEEDEN 128.5			74	SMART-WEEDEN 98.3
13	51	BANHAM 118.1			71	HARDY 128.5			59	VAREY 98.1
14	71	HARDY 117.9			56	ATKINS 128.3			85	MARTIN 98.1
15	10	KENT 117.7			4	SMITH 128.0			17	SHELTON 98.1
16	56	ATKINS 117.5			20	MUIR 128.0			44	GREEN 97.8
17	23	ELLIS 117.5			61	HARRIS 127.5			67	STEPHENSON 97.5
18	74	SMART-WEEDEN 116.3			59	VAREY 127.0			29	DAYKIN 97.5
19	55	DESSOY 115.7			85	MARTIN 127.0			69	PROUDFOOT 97.5
20	20	MUIR 115.7			67	STEPHENSON 127.0			23	ELLIS 97.2
21	61	HARRIS 115.3			77	MORGAN-EDWARDS 126.8			61	HARRIS 97.2
22	29	DAYKIN 115.1			26	DOWDS 126.8			4	SMITH 97.1
23	77	MORGAN-EDWARDS 115.1			55	DESSOY 126.6			71	HARDY 97.1
24	60	DOCHERTY 114.9			44	GREEN 126.6			55	DESSOY 96.6
25	67	STEPHENSON 114.7			29	DAYKIN 126.1			6	KNIGHTS 96.4
26	44	GREEN 114.7			23	ELLIS 125.4			26	DOWDS 96.2
27	88	ROMERO 114.3			69	PROUDFOOT 125.2			20	MUIR 96.2
28	26	DOWDS 114.3			6	KNIGHTS 124.2			3	COMPTON 95.5
29	4	SMITH 113.7			11	O'REILLY 122.9			11	O'REILLY 95.4
30	6	KNIGHTS 111.1			10	KENT 122.0			77	MORGAN-EDWARDS 95.4
31	3	COMPTON 109.4			3	COMPTON 121.7			10	KENT 94.1
32	69	PROUDFOOT 109.2			60	DOCHERTY 121.3			60	DOCHERTY 94.1

MCRCB BULLETIN TK054

2024 Bennetts British Superbike Championship - Round 10

2024 Pirelli National Sportbike with Moneybarn Vehicle Finance

FREE PRACTICE 2 - STATISTICS

Competitors Started	32
Planned Start	2024-09-27 @ 13:50:00.000
Actual Start	2024-09-27 @ 13:50:00.310
Finish Time	2024-09-27 @ 14:15:00.310
Track Length	2.4873mi.
Total Laps	395
Total Distance Covered	982.5028mi.

Session Fastest Lap History

NO	NAME	LAP TIME	TIME OF DAY	LAP	VEHICLE
55	Harrison DESSOY	1:40.405	13:53:24.689	2	Yamaha YZF-R7
17	Zak SHELTON	1:40.079	13:53:26.435	2	Aprilia RS660
8	Ash BARNES	1:37.437	13:54:01.036	2	Yamaha YZF-R7
8	Ash BARNES	1:37.155	13:55:38.191	3	Yamaha YZF-R7
47	Richard COOPER	1:37.135	13:58:59.544	4	Triumph Daytona 660
8	Ash BARNES	1:36.856	14:00:30.367	6	Yamaha YZF-R7
8	Ash BARNES	1:36.465	14:02:06.831	7	Yamaha YZF-R7
13	Edoardo COLOMBI	1:36.348	14:09:15.868	11	Aprilia RS660
13	Edoardo COLOMBI	1:36.230	14:10:52.096	12	Aprilia RS660
47	Richard COOPER	1:36.002	14:14:21.980	13	Triumph Daytona 660
47	Richard COOPER	1:35.865	14:15:57.846	14	Triumph Daytona 660

Flag History

TYPE	TIME OF DAY
GREEN	13:50:00.310
FINISH	14:15:00.310

Flag Statistics

TYPE	COUNT	TOTAL LAPS	TOTAL TIME
Green	1	15	28:22.882
Red	0	0	0.000
Safety Car	0	0	0.000
FCY	0	0	0.000

MCRCB BULLETIN TK055

2024 Bennetts British Superbike Championship - Round 10

2024 Pirelli National Sportbike with Moneybarn Vehicle Finance

FREE PRACTICE 2 - SESSION NOTES

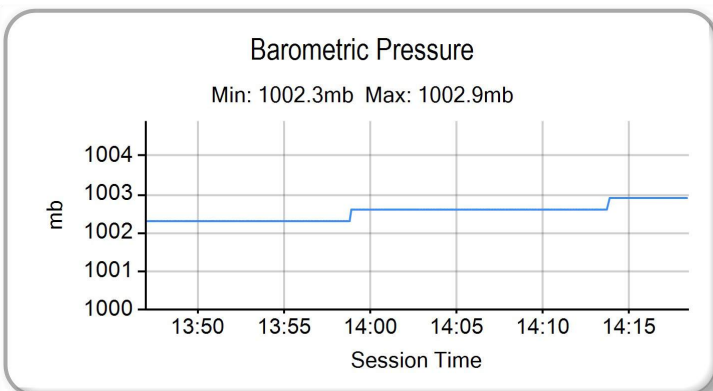
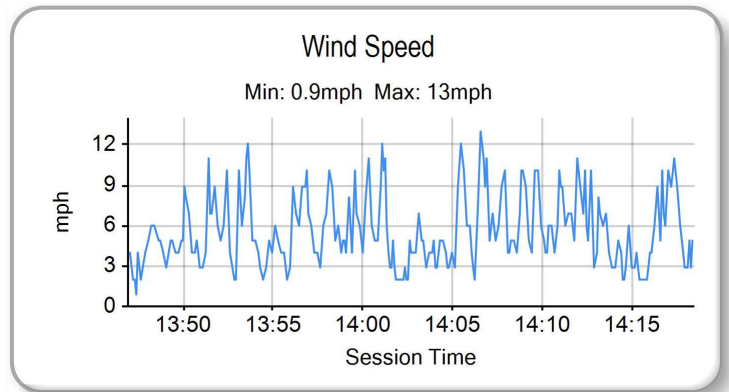
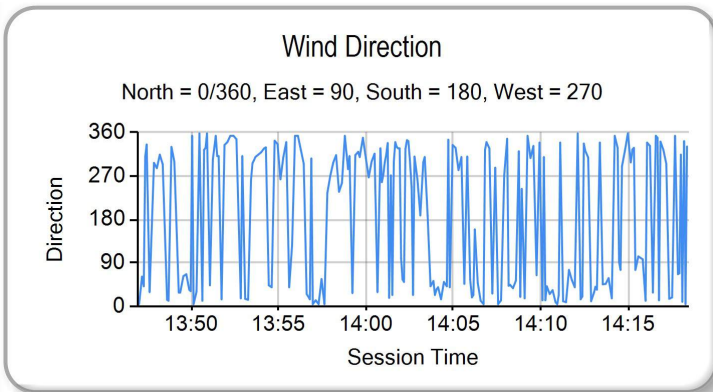
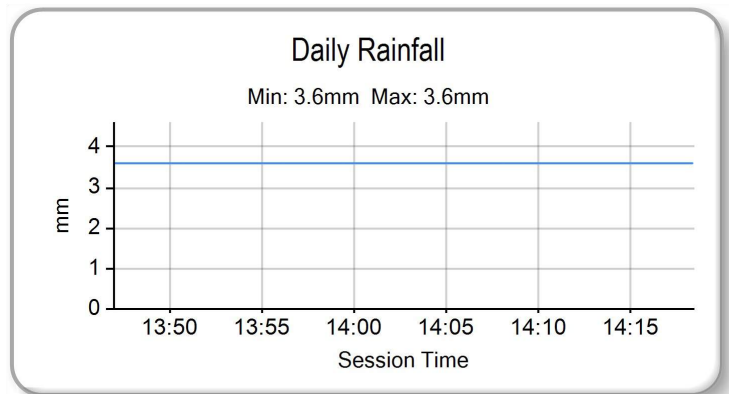
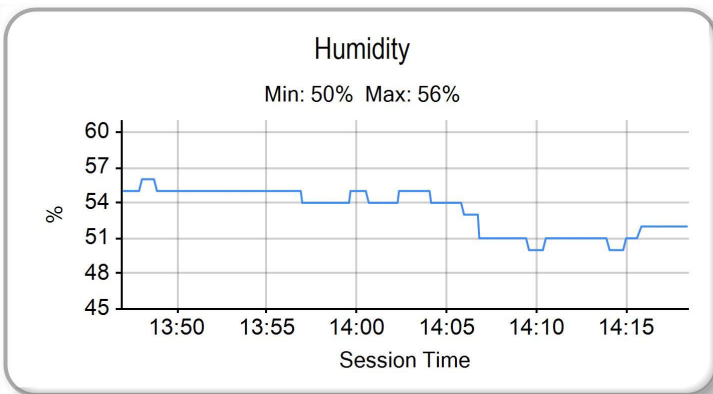
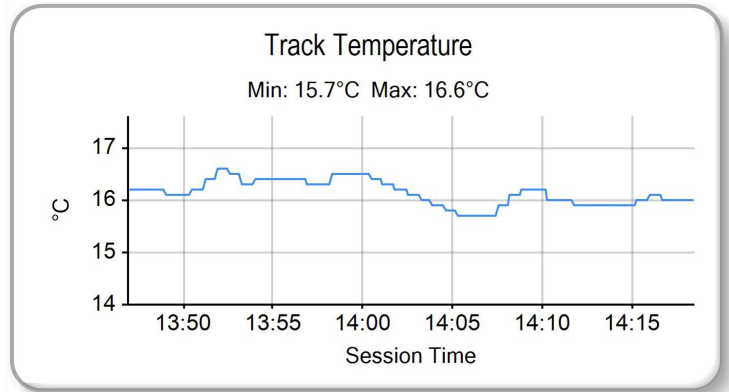
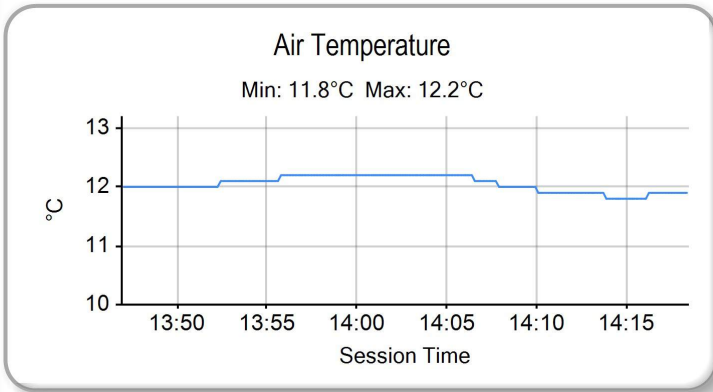
TIME	MESSAGE
13:48:15	
13:54:23	NO.13 EXCEEDED TRACK LIMITS T4 - LAPTIME CANCELLED
13:58:06	NO.23 EXCEEDED TRACK LIMITS T7 - LAPTIME CANCELLED
13:58:15	NO.3 STOPPED TECHNICAL PROBLEM - COPPICE
14:00:04	NO.71 EXCEEDED TRACK LIMITS T10 - LAPTIME CANCELLED
14:02:05	NO. 60 - COURSE CUT T9/T10 - LAP TIME CANCELLED
14:03:25	NO.85 EXCEEDED TRACK LIMITS T4 - LAPTIME CANCELLED
14:03:49	NO.69 EXCEEDED TRACK LIMITS T10 - LAPTIME CANCELLED
14:06:18	NO.17 FALLER AT T3 CRANER CURVES - RIDER OK
14:08:52	NO.59 STOPPED TECHNICAL PROBLEM - MELBOURNE
14:12:10	NO.10 EXCEEDED TRACK LIMITS T10 - LAPTIME CANCELLED
14:12:45	NO.23 EXCEEDED TRACK LIMITS T4 - LAPTIME CANCELLED

MCRCB BULLETIN TK056

2024 Bennetts British Superbike Championship - Round 10

2024 Pirelli National Sportbike with Moneybarn Vehicle Finance

FREE PRACTICE 2 - WEATHER CONDITIONS





FREE PRACTICE - COMBINED CLASSIFICATION

POS	NO	NAME	NAT	ENTRY	FIRST		SECOND		GAP	DIFF
					TIME	LAPS	TIME	LAPS		
1	47	Richard COOPER	GBR	Triumph Daytona 660 - PHR Performance Triumph		0	1:35.865	14		
2	13	Edoardo COLOMBI	ITA	Aprilia RS660 - Gradara Corse Asd		0	1:36.230	15	0.365	0.365
3	8	Ash BARNES	GBR	Yamaha YZF-R7 - Raceways Yamaha		0	1:36.465	15	0.600	0.235
4	25	Thomas STRUDWICK	GBR	Triumph Daytona 660 - TS Racing	1:53.254	7	1:36.769	13	0.904	0.304
5	59	Robert VAREY	GBR	Yamaha YZF-R7 - Stanford Fastline	1:50.332	11	1:36.844	6	0.979	0.075
6	34	Aaron SILVESTER	GBR	Triumph Daytona 660 - MIH Solutions / Macadam Raci	1:51.946	11	1:36.907	14	1.042	0.063
7	76	Rhys STEPHENSON	GBR	Triumph Daytona 660 - Rocket Racing	1:51.365	11	1:37.263	14	1.398	0.356
8	28	Alfie DAVIDSON	GBR	Aprilia RS660 - IN Competition / SENCAT Aprilia	1:54.252	10	1:37.749	13	1.884	0.486
9	85	Jayden MARTIN	AUS	Triumph Daytona 660 - MIH Solutions / Macadam Raci	1:58.302	11	1:37.840	14	1.975	0.091
10	17	Zak SHELTON	GBR	Aprilia RS660 - XMT Racing	1:54.121	6	1:37.842	8	1.977	0.002
11	56	Charlie ATKINS	GBR	Kawasaki Ninja 650 - Symcirrus Motorsport	1:58.462	5	1:37.894	12	2.029	0.052
12	51	Rossi BANHAM	GBR	Yamaha YZF-R7 - RB Racing	1:54.789	6	1:38.194	15	2.329	0.300
13	55	Harrison DESSOY	GBR	Yamaha YZF-R7 - Rev2Race Yamaha	1:50.536	10	1:38.520	14	2.655	0.326
14	67	Jacob STEPHENSON	GBR	Yamaha YZF-R7 - Rev2Race Yamaha		0	1:38.748	14	2.883	0.228
15	29	Aaron DAYKIN	GBR	Aprilia RS660 - 929 Racing	1:54.202	10	1:39.196	12	3.331	0.448
16	4	Jack SMITH	GBR	Aprilia RS660 - Woodland Racing	1:52.383	13	1:39.431	13	3.566	0.235
17	11	Sean O'REILLY	GBR	Aprilia RS660 - Moto Muzzi Racing Aprilia		1	1:39.504	14	3.639	0.073
18	23	Joe ELLIS	GBR	Aprilia RS660 - JPR	2:08.412	9	1:39.525	14	3.660	0.021
19	74	Finn SMART-WEEDEN	GBR	Aprilia RS660 - Definitive Racing		0	1:39.528	12	3.663	0.003
20	89	Taylor MORETON	GBR	Suzuki GSX8R - Powerslide Motorcycles by Sublime S	1:56.464	12	1:39.542	14	3.677	0.014
21	71	Maximus HARDY	GBR	Triumph Daytona 660 - Hardy Racing	1:55.796	12	1:39.863	9	3.998	0.321
22	61	Cameron HARRIS	GBR	Aprilia RS660 - Harris Racing / PW Gates	1:58.893	11	1:40.036	13	4.171	0.173
23	69	Joshua PROUDFOOT	GBR	Yamaha YZF-R7 - Rev2Race Yamaha	1:54.418	6	1:40.055	14	4.190	0.019
24	88	Sergio ROMERO	ESP	Triumph Daytona 660 - Macadam Triumph Racing	2:00.303	11	1:40.117	13	4.252	0.062
25	10	Kieran KENT	GBR	Kawasaki Ninja 650 - Symcirrus Motorsport	1:55.330	7	1:40.216	11	4.351	0.099
26	77	Oliver MORGAN-EDWARDS	GBR	Aprilia RS660 - OME Racing		2	1:40.423	13	4.558	0.207
27	44	Sam GREEN	GBR	Aprilia RS660 - Bruce Racing		0	1:40.966	12	5.101	0.543
28	60	Lennon DOCHERTY	GBR	Kawasaki Ninja 650 - Symcirrus Motorsport	1:54.458	10	1:41.397	9	5.532	0.431
29	26	Del DOWDS	GBR	Suzuki GSX8R - Powerslide Motorcycles by Sublime S	1:55.165	5	1:41.406	14	5.541	0.009
30	20	Jack MUIR	GBR	Aprilia RS660 - Jack Muir Racing	2:00.591	11	1:42.002	11	6.137	0.596
31	6	Jack KNIGHTS	GBR	Aprilia RS660 - BlueMotion Racing	1:56.711	9	1:44.626	10	8.761	2.624

QUALIFYING LAPTIME (110.0% of 1:35.865) = 1:45.451

32	3	Benji COMPTON	GBR	Triumph Daytona 660 - Benji Compton Racing		0	1:46.943	3	11.078	2.317
----	---	---------------	-----	--	--	---	----------	---	--------	-------

Weather / Track : Sunny / Dry

These results are provisional until the conclusion of any judicial and technical matters.

Donington Park GP: 2.4873 miles

Race Director: Stuart Higgs

S. Higgs

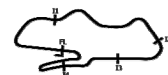
Digitally Approved at 14:24 Friday, 27 September 2024

Stewards:

Timekeeper: Richard Evans

R. EVANS

Digitally Approved at 14:23 Friday, 27 September 2024

Results can be found at www.tsl-timing.com

Printed - 14:18 Friday, 27 September 2024





QUALIFYING - CLASSIFICATION

POS	NO	NAME	NAT	ENTRY	TIME	ON	LAPS	GAP	DIFF	MPH
1	13	Edoardo COLOMBI	ITA	Aprilia RS660 - Gradara Corse Asd	1:34.972	9	15			94.28
2	47	Richard COOPER	GBR	Triumph Daytona 660 - PHR Performance Triumph	1:35.238	6	15	0.266	0.266	94.02
3	25	Thomas STRUDWICK	GBR	Triumph Daytona 660 - TS Racing	1:35.249	14	14	0.277	0.011	94.01
4	8	Ash BARNES	GBR	Yamaha YZF-R7 - Raceways Yamaha	1:35.402	12	15	0.430	0.153	93.86
5	55	Harrison DESSOY	GBR	Yamaha YZF-R7 - Rev2Race Yamaha	1:35.942	13	13	0.970	0.540	93.33
6	34	Aaron SILVESTER	GBR	Triumph Daytona 660 - MIH Solutions / Macadam Raci	1:36.199	5	12	1.227	0.257	93.08
7	76	Rhys STEPHENSON	GBR	Triumph Daytona 660 - Rocket Racing	1:36.269	13	13	1.297	0.070	93.01
8	28	Alfie DAVIDSON	GBR	Aprilia RS660 - IN Competition / SENCAT Aprilia	1:36.319	8	14	1.347	0.050	92.96
9	59	Robert VAREY	GBR	Yamaha YZF-R7 - Stanford Fastline	1:36.569	4	5	1.597	0.250	92.72
10	17	Zak SHELTON	GBR	Aprilia RS660 - XMT Racing	1:36.664	11	11	1.692	0.095	92.63
11	51	Rossi BANHAM	GBR	Yamaha YZF-R7 - RB Racing	1:36.838	14	14	1.866	0.174	92.46
12	85	Jayden MARTIN	AUS	Triumph Daytona 660 - MIH Solutions / Macadam Raci	1:36.862	7	11	1.890	0.024	92.44
13	67	Jacob STEPHENSON	GBR	Yamaha YZF-R7 - Rev2Race Yamaha	1:36.863	7	12	1.891	0.001	92.44
14	56	Charlie ATKINS	GBR	Kawasaki Ninja 650 - Symcirrus Motorsport	1:37.413	6	12	2.441	0.550	91.92
15	74	Finn SMART-WEEDEN	GBR	Aprilia RS660 - Definitive Racing	1:37.671	12	13	2.699	0.258	91.67
16	23	Joe ELLIS	GBR	Aprilia RS660 - JPR	1:37.987	15	16	3.015	0.316	91.38
17	4	Jack SMITH	GBR	Aprilia RS660 - Woodland Racing	1:38.110	12	13	3.138	0.123	91.26
18	69	Joshua PROUDFOOT	GBR	Yamaha YZF-R7 - Rev2Race Yamaha	1:38.389	12	12	3.417	0.279	91.01
19	11	Sean O'REILLY	GBR	Aprilia RS660 - Moto Muzzi Racing Aprilia	1:38.553	13	13	3.581	0.164	90.85
20	89	Taylor MORETON	GBR	Suzuki GSX8R - Powerslide Motorcycles by Sublime S	1:38.689	6	14	3.717	0.136	90.73
21	29	Aaron DAYKIN	GBR	Aprilia RS660 - 929 Racing	1:38.782	6	11	3.810	0.093	90.64
22	61	Cameron HARRIS	GBR	Aprilia RS660 - Harris Racing / PW Gates	1:38.797	7	13	3.825	0.015	90.63
23	77	Oliver MORGAN-EDWARDS	GBR	Aprilia RS660 - OME Racing	1:38.883	6	11	3.911	0.086	90.55
24	44	Sam GREEN	GBR	Aprilia RS660 - Bruce Racing	1:39.153	13	13	4.181	0.270	90.30
25	60	Lennon DOCHERTY	GBR	Kawasaki Ninja 650 - Symcirrus Motorsport	1:39.399	3	9	4.427	0.246	90.08
26	20	Jack MUIR	GBR	Aprilia RS660 - Jack Muir Racing	1:39.658	7	14	4.686	0.259	89.85
27	10	Kieran KENT	GBR	Kawasaki Ninja 650 - Symcirrus Motorsport	1:39.786	5	12	4.814	0.128	89.73
28	26	Del DOWDS	GBR	Suzuki GSX8R - Powerslide Motorcycles by Sublime S	1:40.170	9	15	5.198	0.384	89.39
29	6	Jack KNIGHTS	GBR	Aprilia RS660 - BlueMotion Racing	1:40.437	14	14	5.465	0.267	89.15

QUALIFYING LAPTIME (110.0% of 1:34.972) = 1:44.469

30	3	Benji COMPTON	GBR	Triumph Daytona 660 - Benji Compton Racing	1:45.828	10	10	10.856	5.391	84.61
31	88	Sergio ROMERO	ESP	Triumph Daytona 660 - Macadam Triumph Racing			2			
32	71	Maximus HARDY	GBR	Triumph Daytona 660 - Hardy Racing			2			

Weather / Track : Cloudy / Dry

These results are provisional until the conclusion of any judicial and technical matters.

Date: 28/09/2024 Start: 12:10 Finish: 12:35

Donington Park GP: 2.4873 miles

Race Director: Stuart Higgs <i>S. Higgs</i> <small>Digitally Approved at 12:47 Saturday, 28 September 2024</small>	Stewards:	Timekeeper: Richard Evans <i>R. EVANS</i> <small>Digitally Approved at 12:45 Saturday, 28 September 2024</small>	
--	-----------	--	--

Results can be found at www.tsl-timing.com

Printed - 12:38 Saturday, 28 September 2024

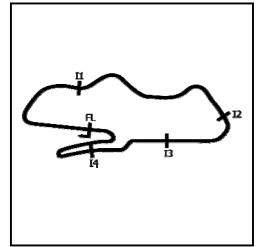


MCRCB BULLETIN TK167

2024 Bennetts British Superbike Championship - Round 10

2024 Pirelli National Sportbike with Moneybarn Vehicle Finance

QUALIFYING - SECTOR ANALYSIS



SECTOR 1 = FL to I1, SECTOR 2 = I1 to I2, SECTOR 3 = I2 to I3, SECTOR 4 = I3 to I4, SECTOR 5 = I4 to FL, DIFF = Difference To Personal Best Lap, P = Crossed Finish Line in Pit Lane, D = Time Disallowed

P1 13		Edoardo COLOMBI					Aprilia RS660 - Gradara Corse Asd					
IDEAL LAP TIME : 1:34.770		BEST LAP TIME : 1:34.972					DIFFERENCE : 0.202					
LAP	SECTOR 1	SECTOR 2	SECTOR 3	SECTOR 4	SECTOR 5	LAP TIME	MPH	DIFF	TIME OF DAY			
1-	OUTLAP	110.1	26.547	12.708	133.1	11.857	25.215	100.6		12:13:34.133		
2-	20.962	110.5	26.598	12.757	132.1	11.646	25.217	100.1	1:37.180	92.14	2.208	12:15:11.313
3-	20.662	125.6	26.417	12.750	132.8	11.637	25.031	100.3	1:36.497	92.79	1.525	12:16:47.810
4-	20.533	125.2	26.684	12.635	129.3	12.194	25.056	99.4	1:37.102	92.21	2.130	12:18:24.912
5-	20.777	123.3	26.096	12.707	130.3	11.691	25.262	99.2	1:36.533	92.76	1.561	12:20:01.445
6-	20.654	125.2	26.017	12.714	128.0	11.624	24.703	99.8	1:35.712	93.55	0.740	12:21:37.157
7-	20.623	122.6	25.908	12.749	129.0	11.590	24.673	100.1	1:35.543	93.72	0.571	12:23:12.700
8-	20.624	124.2	25.849	12.741	129.8	11.620	24.677	100.6	1:35.511	93.75	0.539	12:24:48.211
9-	20.446	124.0	25.769	12.614	131.3	11.531	24.612	100.0	1:34.972 (1)	94.28		12:26:23.183
10-	20.420	128.8	25.817	12.520	133.4	11.625	24.675	100.0	1:35.057 (2)	94.20	0.085	12:27:58.240
11-	20.593	125.4	25.709	12.759	128.8	11.509	24.651	99.4	1:35.221	94.03	0.249	12:29:33.461
12-	20.665	125.9	25.802	12.782	130.8	11.601	24.774	99.8	1:35.624 D	93.64	0.652	12:31:09.085
13-	20.576	128.5	25.801	12.766	129.0	11.551	24.679	100.0	1:35.373	93.88	0.401	12:32:44.458
14-	20.568	128.8	25.963	12.785	128.8	11.872	25.163	100.3	1:36.351	92.93	1.379	12:34:20.809
15-	20.429	128.0	25.862	12.687	130.0	11.512	24.625	100.3	1:35.115 (3)	94.14	0.143	12:35:55.924

P2 47		Richard COOPER					Triumph Daytona 660 - PHR Performance Triumph					
IDEAL LAP TIME : 1:34.946		BEST LAP TIME : 1:35.238					DIFFERENCE : 0.292					
LAP	SECTOR 1	SECTOR 2	SECTOR 3	SECTOR 4	SECTOR 5	LAP TIME	MPH	DIFF	TIME OF DAY			
1-	OUTLAP	108.7	27.223	13.043	129.8	12.184	27.363	101.0		12:12:46.346		
2-	20.662	120.6	26.189	12.698	133.1	11.517	25.015	100.7	1:36.081	93.19	0.843	12:14:22.427
3-	21.056	116.7	26.818	12.761	132.8	11.877	25.352	100.4	1:37.864	91.49	2.626	12:16:00.291
4-	20.542	122.0	25.989	12.648	131.5	11.566	24.616	101.0	1:35.361 (3)	93.90	0.123	12:17:35.652
5-	21.030	115.5	26.977	13.335	123.1	12.819	28.952	100.4	1:43.113	86.84	7.875	12:19:18.765
6-	20.616	122.4	25.790	12.641	131.3	11.590	24.601	100.9	1:35.238 (1)	94.02		12:20:54.003
7-	21.856	111.2	27.386	12.995	128.8	11.732	25.225	101.0	1:39.194	90.27	3.956	12:22:33.197
8-	20.684	121.3	25.857	12.825	131.0	11.655	26.513	102.1	1:37.534	91.80	2.296	12:24:10.731
9-	21.437	112.0	27.120	13.022	129.3	12.664	33.058	101.3	1:47.301	83.45	12.063	12:25:58.032
10-	20.709	112.9	26.751	12.698	130.3	11.919	25.256	100.3	1:37.333	91.99	2.095	12:27:35.365
11-	20.678	120.6	25.896	12.823	129.8	13.239	32.124	100.4	1:44.760 D	85.47	9.522	12:29:20.125
12-	20.652	120.2	26.052	12.835	131.0	11.642	24.771	101.9	1:35.952	93.32	0.714	12:30:56.077
13-	20.875	116.3	26.872	12.630	131.5	11.740	25.969	101.2	1:38.086	91.29	2.848	12:32:34.163
14-	20.579	123.8	25.708	12.689	131.0	11.610	24.816	101.3	1:35.402	93.86	0.164	12:34:09.565
15-	20.607	123.8	25.837	12.769	130.5	11.562	24.549	101.2	1:35.324 (2)	93.93	0.086	12:35:44.889

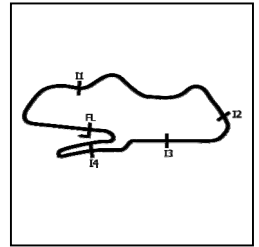
P3 25		Thomas STRUDWICK					Triumph Daytona 660 - TS Racing					
IDEAL LAP TIME : 1:35.209		BEST LAP TIME : 1:35.249					DIFFERENCE : 0.040					
LAP	SECTOR 1	SECTOR 2	SECTOR 3	SECTOR 4	SECTOR 5	LAP TIME	MPH	DIFF	TIME OF DAY			
1-	OUTLAP	99.8	28.964	13.437	126.6	12.246	26.811	98.5		12:12:11.557		
2-	21.467	110.3	26.896	13.030	128.8	11.757	25.797	98.3	1:38.947	90.49	3.698	12:13:50.504
3-	21.144	116.1	26.483	12.892	129.0	11.639	25.395	98.6	1:37.553	91.79	2.304	12:15:28.057
4-	20.888	117.1	26.225	12.762	130.0	11.538	25.361	98.9	1:36.774	92.52	1.525	12:17:04.831
5-	20.784	114.5	26.220	12.732	130.3	11.958	25.392	99.1	1:37.086	92.23	1.837	12:18:41.917
6-	20.933	115.5	26.227	12.738	130.0	11.452	25.029	100.0	1:36.379 (3)	92.90	1.130	12:20:18.296
7-	21.213	110.1	26.622	13.258	127.8	11.584	25.264	99.7	1:37.941	91.42	2.692	12:21:56.237
8-	20.773	119.8	26.032	12.884	129.3	11.462	25.042	98.5	1:36.193 (2)	93.08	0.944	12:23:32.430
9-	20.717	114.9	26.387	12.765	129.3	11.574	25.327	100.0	1:36.770	92.53	1.521	12:25:09.200
10-	20.727	119.4	26.157	12.902	128.8	11.620	IN PIT		1:36.046 P	93.23	0.797	12:26:45.246
11-	OUTLAP	107.2	28.177	14.313	115.5	18.460	26.915	99.7	4:40.364 D	35.76	2:35.115	12:30:55.610
12-	21.114	113.9	26.463	12.793	128.3	11.556	25.024	99.2	1:36.950	92.36	1.701	12:32:32.560
13-	20.771	121.1	26.177	13.866	113.9	12.062	24.824	100.4	1:37.700	91.65	2.451	12:34:10.260
14-	20.583	120.4	25.774	12.772	130.0	11.338	24.782	100.0	1:35.249 (1)	94.01		12:35:45.509

MCRCB BULLETIN TK167

2024 Bennetts British Superbike Championship - Round 10

2024 Pirelli National Sportbike with Moneybarn Vehicle Finance

QUALIFYING - SECTOR ANALYSIS



SECTOR 1 = FL to I1, SECTOR 2 = I1 to I2, SECTOR 3 = I2 to I3, SECTOR 4 = I3 to I4, SECTOR 5 = I4 to FL, DIFF = Difference To Personal Best Lap, P = Crossed Finish Line in Pit Lane, D = Time Disallowed

P4		8		Ash BARNES			Yamaha YZF-R7 - Raceways Yamaha					
IDEAL LAP TIME : 1:35.039		BEST LAP TIME : 1:35.402			DIFFERENCE : 0.363							
LAP	SECTOR 1	SECTOR 2	SECTOR 3	SECTOR 4	SECTOR 5	LAP TIME	MPH	DIFF	TIME OF DAY			
1-	OUTLAP	108.5	27.221	13.707	124.0	12.509	27.035	99.2		12:12:47.451		
2-	21.003	120.0	25.969	12.593	130.5	11.574	25.204	98.3	1:36.343	92.94	0.941	12:14:23.794
3-	21.049	120.9	26.046	12.499	135.0	12.507	25.460	100.6	1:37.561	91.78	2.159	12:16:01.355
4-	20.801	121.3	25.893	12.545	130.3	11.572	25.031	98.5	1:35.842	93.42	0.440	12:17:37.197
5-	20.895	122.4	25.830	13.262	123.5	12.775	29.543	97.9	1:42.305	87.52	6.903	12:19:19.502
6-	20.959	124.0	25.777	12.519	131.0	11.498	24.994	99.1	1:35.747	93.52	0.345	12:20:55.249
7-	21.730	114.1	26.792	12.893	128.0	11.741	25.486	97.9	1:38.642	90.77	3.240	12:22:33.891
8-	21.011	122.2	25.653	12.649	129.3	11.452	24.694	98.3	1:35.459 (2)	93.80	0.057	12:24:09.350
9-	23.269	118.9	27.166	12.870	126.8	12.536	33.282	98.2	1:49.123	82.05	13.721	12:25:58.473
10-	20.900	121.3	26.443	12.656	130.5	12.135	25.555	99.1	1:37.689	91.66	2.287	12:27:36.162
11-	20.786	124.5	25.737	12.729	127.8	11.591	27.828	98.9	1:38.671	90.75	3.269	12:29:14.833
12-	20.759	123.8	25.672	12.732	126.8	11.437	24.802	97.5	1:35.402 (1)	93.86		12:30:50.235
13-	28.318	115.5	26.136	12.756	128.3	11.475	25.621	98.6	1:44.306	85.84	8.904	12:32:34.541
14-	20.829	124.9	25.684	12.718	128.8	11.891	25.154	98.6	1:36.276	93.00	0.874	12:34:10.817
15-	20.871	125.2	25.665	12.634	130.3	11.434	24.982	98.6	1:35.586 (3)	93.67	0.184	12:35:46.403

P5		55		Harrison DESOY			Yamaha YZF-R7 - Rev2Race Yamaha					
IDEAL LAP TIME : 1:35.668		BEST LAP TIME : 1:35.942			DIFFERENCE : 0.274							
LAP	SECTOR 1	SECTOR 2	SECTOR 3	SECTOR 4	SECTOR 5	LAP TIME	MPH	DIFF	TIME OF DAY			
1-	OUTLAP	105.5	27.211	13.139	128.3	12.162	27.307	99.5		12:12:46.551		
2-	20.862	115.1	26.007	12.739	132.6	11.584	25.118	100.9	1:36.310	92.97	0.368	12:14:22.861
3-	20.886	115.9	26.787	12.666	131.8	11.821	25.433	99.4	1:37.593	91.75	1.651	12:16:00.454
4-	20.787	116.9	25.784	12.713	130.5	11.658	25.044	98.9	1:35.986 (2)	93.28	0.044	12:17:36.440
5-	20.921	113.7	26.074	13.671	112.7	13.002	28.847	99.5	1:42.515	87.34	6.573	12:19:18.955
6-	20.872	116.7	25.932	12.712	130.0	11.544	24.993	98.8	1:36.053	93.22	0.111	12:20:55.008
7-	21.798	108.9	26.747	12.990	128.0	11.710	IN PIT		1:38.949 P	90.49	3.007	12:22:33.957
8-	OUTLAP	109.6	26.953	12.916	126.6	11.672	25.361	97.6	5:55.185	25.21	4:19.243	12:28:29.142
9-	21.094	117.7	25.927	12.697	129.8	12.497	25.503	97.2	1:37.718	91.63	1.776	12:30:06.860
10-	20.898	120.2	25.837	12.737	127.8	11.548	25.009	98.6	1:36.029	93.24	0.087	12:31:42.889
11-	20.809	116.3	25.854	12.790	127.3	11.579	24.977	98.2	1:36.009 (3)	93.26	0.067	12:33:18.898
12-	21.463	112.9	26.623	13.210	127.8	11.677	25.423	98.3	1:38.396	91.00	2.454	12:34:57.294
13-	20.816	117.1	25.694	12.732	129.0	11.570	25.130	98.2	1:35.942 (1)	93.33		12:36:33.236

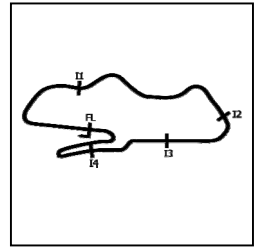
P6		34		Aaron SILVESTER			Triumph Daytona 660 - MIH Solutions / Macadam Racing Trium					
IDEAL LAP TIME : 1:35.892		BEST LAP TIME : 1:36.199			DIFFERENCE : 0.307							
LAP	SECTOR 1	SECTOR 2	SECTOR 3	SECTOR 4	SECTOR 5	LAP TIME	MPH	DIFF	TIME OF DAY			
1-	OUTLAP	119.6	26.684	12.978	127.0	12.797	26.725	97.5		12:12:39.720		
2-	21.008	120.4	25.944	12.782	127.8	11.913	25.640	97.6	1:37.287	92.04	1.088	12:14:17.007
3-	20.900	123.5	25.992	12.805	128.8	11.712	25.691	97.5	1:37.100	92.21	0.901	12:15:54.107
4-	20.728	124.7	25.868	12.775	128.0	11.650	25.477	97.9	1:36.498	92.79	0.299	12:17:30.605
5-	20.731	126.3	25.828	12.782	127.8	11.656	25.202	97.2	1:36.199 (1)	93.08		12:19:06.804
6-	20.768	124.9	25.854	12.711	128.0	14.502	IN PIT		1:38.840 P	90.59	2.641	12:20:45.644
7-	OUTLAP	122.0	26.190	12.738	127.8	11.828	25.385	97.2	6:22.787	23.39	4:46.588	12:27:08.431
8-	20.748	124.9	25.921	12.834	126.6	11.664	25.297	97.8	1:36.464	92.82	0.265	12:28:44.895
9-	20.621	124.5	26.151	12.773	127.5	11.818	25.133	97.5	1:36.496	92.79	0.297	12:30:21.391
10-	20.641	126.1	25.942	12.858	128.3	11.672	25.091	99.4	1:36.204 (2)	93.07	0.005	12:31:57.595
11-	20.912	118.3	28.266	13.275	124.5	11.802	25.697	97.9	1:39.952	89.58	3.753	12:33:37.547
12-	20.693	123.1	25.819	12.853	128.0	11.813	25.221	97.8	1:36.399 (3)	92.88	0.200	12:35:13.946

MCRCB BULLETIN TK167

2024 Bennetts British Superbike Championship - Round 10

2024 Pirelli National Sportbike with Moneybarn Vehicle Finance

QUALIFYING - SECTOR ANALYSIS



SECTOR 1 = FL to I1, SECTOR 2 = I1 to I2, SECTOR 3 = I2 to I3, SECTOR 4 = I3 to I4, SECTOR 5 = I4 to FL, DIFF = Difference To Personal Best Lap, P = Crossed Finish Line in Pit Lane, D = Time Disallowed

P7		76		Rhys STEPHENSON				Triumph Daytona 660 - Rocket Racing				
IDEAL LAP TIME : 1:35.999		BEST LAP TIME : 1:36.269				DIFFERENCE : 0.270						
LAP	SECTOR 1	SECTOR 2	SECTOR 3	SECTOR 4	SECTOR 5	LAP TIME	MPH	DIFF	TIME OF DAY			
1-	OUTLAP	111.8	27.413	13.274	128.0	12.412	26.337	98.2		12:12:43.838		
2-	21.281	118.7	26.416	13.081	130.5	11.945	26.190	99.4	1:38.913	90.52	2.644	12:14:22.751
3-	21.199	115.7	26.716	12.618	134.7	12.014	25.947	99.1	1:38.494	90.91	2.225	12:16:01.245
4-	21.092	117.9	26.127	12.525	131.8	11.747	25.447	99.7	1:36.938 (3)	92.37	0.669	12:17:38.183
5-	20.983	121.3	26.116	12.594	131.5	12.068	25.487	98.5	1:37.248	92.07	0.979	12:19:15.431
6-	21.101	121.7	26.113	12.896	128.0	11.832	25.329	98.5	1:37.271	92.05	1.002	12:20:52.702
7-	21.641	108.4	26.676	12.982	125.6	12.106	IN PIT		1:40.312 P	89.26	4.043	12:22:33.014
8-	OUTLAP	105.8	27.155	12.834	127.8	11.968	25.484	98.5	5:30.607	27.08	3:54.338	12:28:03.621
9-	21.134	123.1	26.266	12.884	128.5	11.802	25.298	98.5	1:37.384	91.94	1.115	12:29:41.005
10-	20.933	120.9	26.116	12.789	128.8	11.779	25.402	99.5	1:37.019	92.29	0.750	12:31:18.024
11-	21.210	113.3	26.341	13.035	127.3	11.870	25.454	98.9	1:37.910	91.45	1.641	12:32:55.934
12-	20.861	123.8	25.945	12.742	128.3	11.645	25.451	99.4	1:36.644 (2)	92.65	0.375	12:34:32.578
13-	20.674	123.1	25.887	12.780	128.3	11.615	25.313	99.7	1:36.269 (1)	93.01		12:36:08.847

P8		28		Alfie DAVIDSON				Aprilia RS660 - IN Competition / SENCAT Aprilia				
IDEAL LAP TIME : 1:35.987		BEST LAP TIME : 1:36.319				DIFFERENCE : 0.332						
LAP	SECTOR 1	SECTOR 2	SECTOR 3	SECTOR 4	SECTOR 5	LAP TIME	MPH	DIFF	TIME OF DAY			
1-	OUTLAP	114.1	26.649	12.749	133.1	11.929	25.757	98.5				12:13:35.067
2-	20.795	124.7	26.276	12.800	132.6	11.773	25.701	99.4	1:37.345	91.98	1.026	12:15:12.412
3-	21.047	112.7	26.281	12.564	132.3	11.720	25.526	99.5	1:37.138	92.18	0.819	12:16:49.550
4-	20.888	121.1	26.884	12.661	129.8	11.820	25.856	97.9	1:38.109	91.27	1.790	12:18:27.659
5-	21.255	118.1	25.975	12.744	130.8	11.708	25.843	98.8	1:37.525	91.81	1.206	12:20:05.184
6-	20.870	122.6	25.846	12.746	128.8	11.671	25.559	99.1	1:36.692 (3)	92.60	0.373	12:21:41.876
7-	20.896	120.0	25.875	12.819	128.0	11.702	25.468	99.1	1:36.760	92.54	0.441	12:23:18.636
8-	20.711	122.0	25.839	12.803	128.0	11.691	25.275	99.8	1:36.319 (1)	92.96		12:24:54.955
9-	20.685	124.0	25.793	12.769	128.5	11.670	25.438	98.1	1:36.355 (2)	92.93	0.036	12:26:31.310
10-	20.724	123.8	25.997	13.015	127.8	12.052	26.042	99.4	1:37.830	91.53	1.511	12:28:09.140
11-	21.072	115.3	28.060	12.868	131.8	12.073	IN PIT		1:41.533 P	88.19	5.214	12:29:50.673
12-	OUTLAP	122.9	25.883	12.765	129.3	11.706	25.465	99.2	1:53.634	78.80	17.315	12:31:44.307
13-	20.686	124.5	26.512	12.876	127.8	14.049	26.738	98.5	1:40.864 D	88.78	4.542	12:33:25.168
14-	21.022	120.6	26.541	14.171	98.5	12.448	26.027	98.8	1:40.209	89.35	3.890	12:35:05.377

P9		59		Robert VAREY				Yamaha YZF-R7 - Stanford Fastline				
IDEAL LAP TIME : 1:36.403		BEST LAP TIME : 1:36.569				DIFFERENCE : 0.166						
LAP	SECTOR 1	SECTOR 2	SECTOR 3	SECTOR 4	SECTOR 5	LAP TIME	MPH	DIFF	TIME OF DAY			
1-	OUTLAP	107.5	26.920	12.962	126.8	12.017	25.186	98.5				12:12:44.283
2-	21.040	120.0	26.388	13.131	130.8	11.883	25.426	96.9	1:37.868 (2)	91.49	1.299	12:14:22.151
3-	26.677	106.1	26.798	12.934	127.5	11.762	25.312	97.8	1:43.483 (3)	86.53	6.914	12:16:05.634
4-	21.048	120.2	26.189	12.693	129.8	11.611	25.028	97.9	1:36.569 (1)	92.72		12:17:42.203
5-	20.882	120.9	26.712	12.870	127.8	11.730	IN PIT		1:37.875 P	91.48	1.306	12:19:20.078

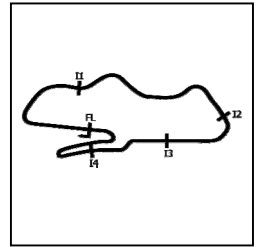
P10		17		Zak SHELTON				Aprilia RS660 - XMT Racing				
IDEAL LAP TIME : 1:36.539		BEST LAP TIME : 1:36.664				DIFFERENCE : 0.125						
LAP	SECTOR 1	SECTOR 2	SECTOR 3	SECTOR 4	SECTOR 5	LAP TIME	MPH	DIFF	TIME OF DAY			
1-	OUTLAP	101.3	28.195	13.115	126.3	12.425	26.623	93.5				12:13:44.179
2-	21.966	110.7	27.234	12.992	128.0	11.952	25.708	96.8	1:39.852	89.67	3.188	12:15:24.031
3-	21.423	115.9	26.561	13.002	128.0	12.050	26.138	96.8	1:39.174	90.29	2.510	12:17:03.205
4-	21.360	108.4	27.121	13.032	127.0	12.259	25.796	97.5	1:39.568	89.93	2.904	12:18:42.773
5-	21.445	114.5	27.105	12.987	128.0	12.029	25.297	97.2	1:38.863	90.57	2.199	12:20:21.636
6-	21.231	116.1	26.283	12.930	127.0	11.849	25.298	98.6	1:37.591 (3)	91.75	0.927	12:21:59.227
7-	21.473	114.1	26.956	12.846	130.5	12.185	IN PIT		1:39.430 P	90.05	2.766	12:23:38.657
8-	OUTLAP	115.3	27.204	13.120	125.2	12.118	25.426	97.9	7:18.693	20.41	5:42.029	12:30:57.350
9-	21.539	113.7	26.305	12.788	129.3	11.907	25.280	98.2	1:37.819	91.54	1.155	12:32:35.169
10-	21.163	119.1	26.354	12.730	129.0	11.745	25.224	97.9	1:37.216 (2)	92.10	0.552	12:34:12.385
11-	20.944	120.9	26.059	12.855	128.3	11.700	25.106	95.0	1:36.664 (1)	92.63		12:35:49.049

MCRCB BULLETIN TK167

2024 Bennetts British Superbike Championship - Round 10

2024 Pirelli National Sportbike with Moneybarn Vehicle Finance

QUALIFYING - SECTOR ANALYSIS



SECTOR 1 = FL to I1, SECTOR 2 = I1 to I2, SECTOR 3 = I2 to I3, SECTOR 4 = I3 to I4, SECTOR 5 = I4 to FL, DIFF = Difference To Personal Best Lap, P = Crossed Finish Line in Pit Lane, D = Time Disallowed

P11 51		Rossi BANHAM				Yamaha YZF-R7 - RB Racing						
IDEAL LAP TIME : 1:36.758		BEST LAP TIME : 1:36.838				DIFFERENCE : 0.080						
LAP	SECTOR 1	SECTOR 2	SECTOR 3	SECTOR 4	SECTOR 5	LAP TIME	MPH	DIFF	TIME OF DAY			
1-	OUTLAP	110.1	27.373	13.154	129.0	12.157	25.610	98.6		12:12:02.562		
2-	21.497	108.5	26.977	12.990	130.5	11.846	25.543	98.5	1:38.853	90.58	2.015	12:13:41.415
3-	21.358	114.5	26.621	12.971	129.8	11.877	25.399	98.8	1:38.226	91.16	1.388	12:15:19.641
4-	21.477	116.3	26.312	12.897	130.5	11.822	25.437	98.8	1:37.945	91.42	1.107	12:16:57.586
5-	21.345	117.5	26.355	12.883	130.8	11.920	25.911	99.8	1:38.414	90.98	1.576	12:18:36.000
6-	21.238	118.7	26.405	12.937	129.8	11.829	25.306	97.9	1:37.715	91.63	0.877	12:20:13.715
7-	21.348	119.6	26.268	13.004	128.0	11.898	25.164	98.9	1:37.682	91.66	0.844	12:21:51.397
8-	21.034	117.7	26.035	13.265	129.0	11.759	25.280	98.2	1:37.373 (3)	91.96	0.535	12:23:28.770
9-	21.257	117.9	26.397	12.940	128.8	11.936	IN PIT		1:37.036 P	92.27	0.198	12:25:05.806
10-	OUTLAP	116.7	26.858	13.046	128.3	12.060	25.238	98.6	4:10.820	35.70	2:33.982	12:29:16.626
11-	21.228	120.4	26.319	12.888	130.0	11.750	25.177	97.2	1:37.362 (2)	91.97	0.524	12:30:53.988
12-	21.263	118.7	26.491	13.047	128.0	11.856	25.217	97.8	1:37.874	91.48	1.036	12:32:31.862
13-	21.234	119.8	26.295	12.996	127.5	11.885	25.178	98.8	1:37.588	91.75	0.750	12:34:09.450
14-	21.022	119.1	25.999	12.960	127.8	11.690	25.167	96.8	1:36.838 (1)	92.46		12:35:46.288

P12 85		Jayden MARTIN				Triumph Daytona 660 - MIH Solutions / Macadam Racing Triumph						
IDEAL LAP TIME : 1:36.319		BEST LAP TIME : 1:36.862				DIFFERENCE : 0.543						
LAP	SECTOR 1	SECTOR 2	SECTOR 3	SECTOR 4	SECTOR 5	LAP TIME	MPH	DIFF	TIME OF DAY			
1-	OUTLAP	117.7	27.098	13.179	127.5	12.157	26.696	99.1				12:12:39.911
2-	21.114	124.7	26.345	12.858	129.3	11.850	25.429	97.8	1:37.596	91.75	0.734	12:14:17.507
3-	20.918	123.1	26.254	12.788	130.3	11.596	25.543	99.1	1:37.099	92.21	0.237	12:15:54.606
4-	22.985	104.5	27.089	13.044	127.8	11.927	25.273	97.1	1:40.318	89.26	3.456	12:17:34.924
5-	21.181	126.8	26.320	13.004	127.0	12.025	IN PIT		1:35.990 P	93.28		12:19:10.914
6-	OUTLAP	128.0	26.296	12.914	128.5	11.947	25.237	97.5	7:58.292	18.72	6:21.430	12:27:09.206
7-	20.700	127.3	26.453	12.998	127.3	11.730	24.981	98.6	1:36.862 (1)	92.44		12:28:46.068
8-	20.749	127.8	26.554	12.856	128.3	11.711	25.011	96.8	1:36.881 (2)	92.42	0.019	12:30:22.949
9-	20.980	120.9	26.289	12.951	127.8	11.841	25.069	97.5	1:37.058 (3)	92.25	0.196	12:32:00.007
10-	21.326	110.5	26.880	12.810	130.3	12.680	IN PIT		1:37.046 P	92.27	0.184	12:33:37.053
11-	OUTLAP	115.1	27.569	13.795	110.1	15.664	29.513	95.8	3:06.932	47.90	1:30.070	12:36:43.985

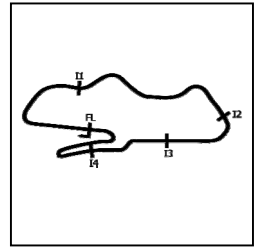
P13 67		Jacob STEPHENSON				Yamaha YZF-R7 - Rev2Race Yamaha						
IDEAL LAP TIME : 1:36.655		BEST LAP TIME : 1:36.863				DIFFERENCE : 0.208						
LAP	SECTOR 1	SECTOR 2	SECTOR 3	SECTOR 4	SECTOR 5	LAP TIME	MPH	DIFF	TIME OF DAY			
1-	OUTLAP	108.7	27.473	13.107	129.3	12.226	25.846	99.7				12:13:33.748
2-	21.154	112.2	27.499	12.951	130.8	11.909	25.446	99.1	1:38.959	90.48	2.096	12:15:12.707
3-	21.103	111.8	26.499	12.933	130.8	11.961	25.406	98.5	1:37.902	91.46	1.039	12:16:50.609
4-	21.010	113.5	26.632	12.913	131.0	12.272	25.326	98.3	1:38.153	91.22	1.290	12:18:28.762
5-	21.889	101.2	27.308	13.233	126.1	12.392	25.460	97.9	1:40.282	89.29	3.419	12:20:09.044
6-	21.092	116.5	26.198	13.019	124.0	11.959	25.189	99.1	1:37.457 (3)	91.88	0.594	12:21:46.501
7-	20.943	116.7	26.095	12.947	128.3	11.709	25.169	98.5	1:36.863 (1)	92.44		12:23:23.364
8-	21.090	106.3	26.823	13.119	126.6	12.276	IN PIT		1:39.323 P	90.15	2.460	12:25:02.687
9-	OUTLAP	108.4	27.108	13.449	124.7	12.278	26.301	98.2	6:07.145	24.38	4:30.282	12:31:09.832
10-	21.178	116.7	26.411	13.082	126.1	11.851	25.052	98.2	1:37.574	91.77	0.711	12:32:47.406
11-	21.056	117.1	26.237	13.017	127.0	11.714	24.995	98.3	1:37.019 (2)	92.29	0.156	12:34:24.425
12-	21.064	116.9	26.313	13.625	124.5	12.152	25.645	97.5	1:38.799	90.63	1.936	12:36:03.224

MCRCB BULLETIN TK167

2024 Bennetts British Superbike Championship - Round 10

2024 Pirelli National Sportbike with Moneybarn Vehicle Finance

QUALIFYING - SECTOR ANALYSIS



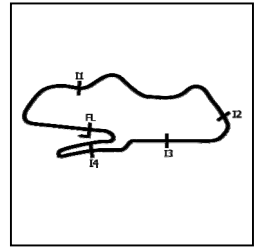
SECTOR 1 = FL to I1, SECTOR 2 = I1 to I2, SECTOR 3 = I2 to I3, SECTOR 4 = I3 to I4, SECTOR 5 = I4 to FL, DIFF = Difference To Personal Best Lap, P = Crossed Finish Line in Pit Lane, D = Time Disallowed

P14 56		Charlie ATKINS				Kawasaki Ninja 650 - Sycmirrus Motorsport						
IDEAL LAP TIME : 1:36.998		BEST LAP TIME : 1:37.413				DIFFERENCE : 0.415						
LAP	SECTOR 1	SECTOR 2	SECTOR 3	SECTOR 4	SECTOR 5	LAP TIME	MPH	DIFF	TIME OF DAY			
1-	OUTLAP	96.0	28.788	13.454	124.5	12.589	26.236	97.2		12:12:29.427		
2-	21.439	113.9	26.850	12.967	126.8	11.996	26.022	97.5	1:39.274	90.19	1.861	12:14:08.701
3-	23.047	104.0	29.530	13.499	123.5	13.333	26.406	98.3	1:45.815	84.62	8.402	12:15:54.516
4-	22.857	108.4	27.860	13.941	96.6	12.849	26.621	99.2	1:44.128	85.99	6.715	12:17:38.644
5-	21.064	120.0	26.214	12.748	129.0	11.879	25.633	98.2	1:37.538 (2)	91.80	0.125	12:19:16.182
6-	21.210	119.1	26.226	12.852	127.8	11.871	25.254	98.6	1:37.413 (1)	91.92		12:20:53.595
7-	21.163	116.1	26.780	13.250	119.1	12.217	27.288	100.1	1:40.698	88.92	3.285	12:22:34.293
8-	20.911	120.6	26.844	13.673	113.1	15.126	IN PIT		1:43.227 P	86.74	5.814	12:24:17.520
9-	OUTLAP	106.0	28.401	14.268	100.1	15.332	26.555	97.9	5:50.682	25.53	4:13.269	12:30:08.202
10-	21.071	122.0	26.331	12.881	127.8	18.151	34.445	99.2	1:52.879 D	79.32	15.466	12:32:01.081
11-	21.216	116.5	26.436	13.099	127.5	12.054	25.398	100.3	1:38.203 (3)	91.18	0.790	12:33:39.284
12-	21.174	114.7	28.192	14.785	98.6	17.407	31.765	78.1	1:53.323	79.01	15.910	12:35:32.607

P15 74		Finn SMART-WEEDEN				Aprilia RS660 - Definitive Racing						
IDEAL LAP TIME : 1:37.370		BEST LAP TIME : 1:37.671				DIFFERENCE : 0.301						
LAP	SECTOR 1	SECTOR 2	SECTOR 3	SECTOR 4	SECTOR 5	LAP TIME	MPH	DIFF	TIME OF DAY			
1-	OUTLAP	94.9	29.859	13.665	127.3	13.300	27.265	98.8				12:11:50.502
2-	21.993	109.8	27.665	12.968	133.1	12.455	26.108	98.8	1:41.189	88.49	3.518	12:13:31.691
3-	21.400	113.3	26.782	13.018	128.5	12.422	25.904	98.5	1:39.526	89.97	1.855	12:15:11.217
4-	21.259	118.9	26.429	12.630	132.6	12.107	25.586	99.7	1:38.011 (2)	91.36	0.340	12:16:49.228
5-	21.039	118.5	27.838	12.942	129.5	13.008	IN PIT		1:42.279 P	87.54	4.608	12:18:31.507
6-	OUTLAP	101.5	28.546	13.315	127.3	12.688	26.086	98.8	6:09.342	24.24	4:31.671	12:24:40.849
7-	21.461	116.3	26.418	12.861	128.3	12.315	25.810	97.3	1:38.865	90.57	1.194	12:26:19.714
8-	21.356	120.2	26.366	12.859	127.8	12.211	25.510	97.6	1:38.302 (3)	91.09	0.631	12:27:58.016
9-	21.278	117.3	26.247	12.991	128.5	12.259	25.569	97.9	1:38.344	91.05	0.673	12:29:36.360
10-	21.385	114.1	27.797	13.111	127.3	12.739	26.399	98.9	1:41.431	88.28	3.760	12:31:17.791
11-	21.257	117.7	27.030	12.914	125.4	13.064	26.095	98.6	1:40.360	89.22	2.689	12:32:58.151
12-	21.083	119.6	26.179	12.832	129.5	12.162	25.415	99.2	1:37.671 (1)	91.67		12:34:35.822
13-	21.098	117.9	26.289	13.199	119.6	13.066	28.050	89.7	1:41.702	88.04	4.031	12:36:17.524

P16 23		Joe ELLIS				Aprilia RS660 - JPR						
IDEAL LAP TIME : 1:37.694		BEST LAP TIME : 1:37.987				DIFFERENCE : 0.293						
LAP	SECTOR 1	SECTOR 2	SECTOR 3	SECTOR 4	SECTOR 5	LAP TIME	MPH	DIFF	TIME OF DAY			
1-	OUTLAP	102.1	27.954	13.560	123.3	12.407	26.786	96.4				12:11:46.345
2-	21.663	116.5	27.067	13.226	124.7	12.255	26.535	96.5	1:40.746	88.88	2.759	12:13:27.091
3-	21.725	120.0	26.936	13.203	124.9	12.143	26.172	95.1	1:40.179	89.38	2.192	12:15:07.270
4-	21.452	118.7	26.565	12.904	126.8	12.174	26.100	96.4	1:39.195	90.27	1.208	12:16:46.465
5-	21.299	119.6	27.027	12.921	126.3	12.333	25.930	96.4	1:39.510	89.98	1.523	12:18:25.975
6-	21.409	119.1	26.684	13.036	126.1	12.145	26.298	97.8	1:39.572 D	89.92	1.585	12:20:05.547
7-	21.336	116.9	26.442	12.944	125.4	12.091	25.899	96.9	1:38.712	90.71	0.725	12:21:44.259
8-	21.368	118.7	26.435	13.049	125.2	11.944	25.656	96.4	1:38.452	90.95	0.465	12:23:22.711
9-	21.223	116.5	26.570	13.075	124.7	12.067	25.916	97.2	1:38.851	90.58	0.864	12:25:01.562
10-	21.209	120.2	26.546	13.090	124.7	12.129	25.934	95.0	1:38.908	90.53	0.921	12:26:40.470
11-	21.435	118.3	26.331	13.252	122.6	12.098	25.771	96.0	1:38.887	90.55	0.900	12:28:19.357
12-	21.186	120.0	26.294	13.184	123.5	11.920	25.699	96.1	1:38.283 (3)	91.10	0.296	12:29:57.640
13-	21.247	121.5	26.563	13.111	125.6	12.069	25.836	96.1	1:38.826 D	90.60	0.839	12:31:36.466
14-	21.169	120.6	26.437	13.117	123.8	11.964	25.560	97.1	1:38.247 (2)	91.14	0.260	12:33:14.713
15-	21.163	122.4	26.211	13.083	125.6	11.856	25.674	96.1	1:37.987 (1)	91.38		12:34:52.700
16-	21.233	120.2	26.269	13.183	124.5	11.858	25.977	94.5	1:38.520	90.88	0.533	12:36:31.220

QUALIFYING - SECTOR ANALYSIS



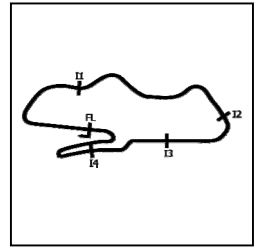
SECTOR 1 = FL to I1, SECTOR 2 = I1 to I2, SECTOR 3 = I2 to I3, SECTOR 4 = I3 to I4, SECTOR 5 = I4 to FL, DIFF = Difference To Personal Best Lap, P = Crossed Finish Line in Pit Lane, D = Time Disallowed

P17		4		Jack SMITH		Aprilia RS660 - Woodland Racing							
IDEAL LAP TIME : 1:37.858		BEST LAP TIME : 1:38.110		DIFFERENCE : 0.252									
LAP	SECTOR 1	SECTOR 2	SECTOR 3	SECTOR 4	SECTOR 5	LAP TIME	MPH	DIFF	TIME OF DAY				
1-	OUTLAP	105.3	28.206	13.386	128.0	12.436	26.850	97.3		12:11:51.735			
2-	21.441	110.1	27.611	13.250	130.5	12.495	25.955	97.5	1:40.752	88.87	2.642	12:13:32.487	
3-	21.285	112.9	26.845	13.086	129.3	12.374	26.075	98.9	1:39.665	89.84	1.555	12:15:12.152	
4-	21.207	113.7	26.966	13.135	132.1	12.174	26.501	96.2	1:39.983	89.55	1.873	12:16:52.135	
5-	21.918	107.2	27.659	13.513	121.5	13.652	IN PIT		1:46.763	P	83.87	8.653	12:18:38.898
6-	OUTLAP	107.0	27.617	13.373	126.8	12.779	26.395	96.2	6:02.838	24.67	4:24.728	12:24:41.736	
7-	21.389	112.9	26.874	13.067	126.1	12.258	25.799	96.9	1:39.387	90.09	1.277	12:26:21.123	
8-	21.128	117.9	26.547	13.060	126.3	12.150	25.510	98.2	1:38.395	(2)	91.00	0.285	12:27:59.518
9-	20.901	116.7	26.883	12.959	127.5	12.018	25.810	98.2	1:38.571	(3)	90.84	0.461	12:29:38.089
10-	21.116	115.5	26.911	12.925	129.5	12.531	25.717	97.6	1:39.200	90.26	1.090	12:31:17.289	
11-	21.210	108.2	27.082	13.185	128.5	12.316	25.611	97.9	1:39.404	90.08	1.294	12:32:56.693	
12-	21.008	118.5	26.544	12.973	127.0	11.978	25.607	98.3	1:38.110	(1)	91.26		12:34:34.803
13-	21.027	114.7	26.959	13.344	126.3	12.101	25.695	98.1	1:39.126	90.33	1.016	12:36:13.929	

P18		69		Joshua PROUDFOOT		Yamaha YZF-R7 - Rev2Race Yamaha							
IDEAL LAP TIME : 1:38.162		BEST LAP TIME : 1:38.389		DIFFERENCE : 0.227									
LAP	SECTOR 1	SECTOR 2	SECTOR 3	SECTOR 4	SECTOR 5	LAP TIME	MPH	DIFF	TIME OF DAY				
1-	OUTLAP	103.4	27.517	13.093	128.3	12.486	26.767	95.7				12:13:35.489	
2-	21.728	110.1	26.590	13.007	129.5	12.327	26.124	98.6	1:39.776	89.74	1.387	12:15:15.265	
3-	21.877	107.8	26.684	12.861	131.5	12.833	25.839	97.6	1:40.094	89.46	1.705	12:16:55.359	
4-	21.515	110.7	27.151	13.098	125.4	12.601	26.093	97.8	1:40.458	89.13	2.069	12:18:35.817	
5-	21.791	115.1	26.486	12.910	127.5	12.033	25.447	96.4	1:38.667	(3)	90.75	0.278	12:20:14.484
6-	22.647	105.0	26.784	13.127	122.6	12.294	IN PIT		1:40.336	P	89.24	1.947	12:21:54.820
7-	OUTLAP	108.4	27.006	13.291	124.0	12.399	26.276	95.4	4:01.962	37.00	2:23.573	12:25:56.782	
8-	21.743	106.5	26.683	13.111	124.0	12.123	25.637	96.2	1:39.297	90.17	0.908	12:27:36.079	
9-	21.423	112.0	26.449	13.010	124.9	12.069	25.614	96.2	1:38.565	(2)	90.84	0.176	12:29:14.644
10-	21.770	110.5	27.616	13.103	125.2	12.094	25.792	94.5	1:40.375	89.21	1.986	12:30:55.019	
11-	21.595	112.2	27.009	12.936	125.9	12.268	26.103	97.9	1:39.911	89.62	1.522	12:32:34.930	
12-	21.587	108.5	26.427	12.911	127.0	12.031	25.433	97.3	1:38.389	(1)	91.01		12:34:13.319

P19		11		Sean O'REILLY		Aprilia RS660 - Moto Muzzi Racing Aprilia							
IDEAL LAP TIME : 1:38.422		BEST LAP TIME : 1:38.553		DIFFERENCE : 0.131									
LAP	SECTOR 1	SECTOR 2	SECTOR 3	SECTOR 4	SECTOR 5	LAP TIME	MPH	DIFF	TIME OF DAY				
1-	OUTLAP	101.5	28.592	13.821	123.3	13.225	27.135	95.1				12:12:39.821	
2-	21.960	115.9	27.373	13.283	124.7	12.379	26.201	95.0	1:41.196	88.48	2.643	12:14:21.017	
3-	21.565	121.3	26.860	13.121	123.8	12.429	26.735	96.5	1:40.710	88.91	2.157	12:16:01.727	
4-	21.318	120.6	26.835	13.211	122.9	12.431	25.995	95.4	1:39.790	89.73	1.237	12:17:41.517	
5-	21.360	120.4	26.717	13.233	123.1	12.351	25.876	95.8	1:39.537	89.96	0.984	12:19:21.054	
6-	21.346	113.1	27.661	13.329	121.7	12.498	IN PIT		1:45.287	P	85.04	6.734	12:21:06.341
7-	OUTLAP	108.0	28.235	13.460	122.0	12.700	26.390	96.1	4:11.924	35.54	2:33.371	12:25:18.265	
8-	21.430	122.0	26.897	13.302	122.6	12.396	25.853	94.7	1:39.878	89.65	1.325	12:26:58.143	
9-	21.355	118.3	27.153	13.393	121.1	12.357	25.998	95.5	1:40.256	89.31	1.703	12:28:38.399	
10-	21.333	121.5	26.818	13.214	122.4	12.246	25.752	95.3	1:39.363	(3)	90.11	0.810	12:30:17.762
11-	21.465	121.7	26.742	13.073	122.9	12.186	25.551	96.5	1:39.017	(2)	90.43	0.464	12:31:56.779
12-	21.566	119.1	28.629	13.223	124.2	12.393	25.840	96.1	1:41.651	88.09	3.098	12:33:38.430	
13-	21.166	124.5	26.517	13.194	122.2	12.196	25.480	96.9	1:38.553	(1)	90.85		12:35:16.983

QUALIFYING - SECTOR ANALYSIS



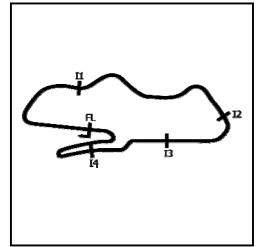
SECTOR 1 = FL to I1, SECTOR 2 = I1 to I2, SECTOR 3 = I2 to I3, SECTOR 4 = I3 to I4, SECTOR 5 = I4 to FL, DIFF = Difference To Personal Best Lap, P = Crossed Finish Line in Pit Lane, D = Time Disallowed

P20 89		Taylor MORETON					Suzuki GSX8R - Powerslide Motorcycles by Sublime Suzuki					
IDEAL LAP TIME : 1:38.248		BEST LAP TIME : 1:38.689					DIFFERENCE : 0.441					
LAP	SECTOR 1	SECTOR 2	SECTOR 3	SECTOR 4	SECTOR 5	LAP TIME	MPH	DIFF	TIME OF DAY			
1-	OUTLAP	90.8	28.092	13.295	128.3	12.539	26.165	98.2		12:11:46.726		
2-	21.586	114.9	26.974	13.079	127.5	12.106	25.988	97.3	1:39.733	89.78	1.044	12:13:26.459
3-	21.480	118.1	26.693	13.047	126.1	12.056	25.820	97.9	1:39.096	90.36	0.407	12:15:05.555
4-	21.433	117.5	26.716	12.943	127.8	12.095	25.969	98.2	1:39.156	90.30	0.467	12:16:44.711
5-	21.410	114.9	27.358	13.082	126.8	12.107	25.774	97.1	1:39.731	89.78	1.042	12:18:24.442
6-	21.461	118.1	26.510	12.889	128.5	11.955	25.874	97.8	1:38.689 (1)	90.73		12:20:03.131
7-	21.351	118.7	26.657	13.042	125.4	12.006	26.035	98.5	1:39.091 (3)	90.36	0.402	12:21:42.222
8-	21.241	119.1	26.649	13.186	125.9	12.236	IN PIT		1:40.381 P	89.20	1.692	12:23:22.603
9-	OUTLAP	102.9	27.691	13.137	127.5	12.149	26.069	98.2	4:42.515	31.69	3:03.826	12:28:05.118
10-	21.580	117.9	27.414	13.158	126.8	12.167	25.821	97.8	1:40.140	89.41	1.451	12:29:45.258
11-	21.415	119.4	26.880	13.033	126.6	12.047	26.126	98.1	1:39.501	89.99	0.812	12:31:24.759
12-	21.556	111.1	27.301	13.217	125.2	12.173	25.653	97.6	1:39.900	89.63	1.211	12:33:04.659
13-	21.327	116.5	26.737	13.083	126.1	11.983	25.739	97.9	1:38.869 (2)	90.56	0.180	12:34:43.528
14-	21.387	118.9	26.768	13.327	126.3	12.034	25.847	97.5	1:39.363	90.11	0.674	12:36:22.891

P21 29		Aaron DAYKIN					Aprilia RS660 - 929 Racing					
IDEAL LAP TIME : 1:38.401		BEST LAP TIME : 1:38.782					DIFFERENCE : 0.381					
LAP	SECTOR 1	SECTOR 2	SECTOR 3	SECTOR 4	SECTOR 5	LAP TIME	MPH	DIFF	TIME OF DAY			
1-	OUTLAP	106.6	28.119	13.404	124.2	13.006	26.943	97.3				12:12:20.372
2-	21.509	110.5	27.312	13.106	125.4	12.336	26.042	97.2	1:40.305	89.27	1.523	12:14:00.677
3-	21.351	110.5	27.042	12.924	126.1	12.120	26.057	97.2	1:39.494	89.99	0.712	12:15:40.171
4-	21.295	116.7	27.046	13.013	124.9	12.218	25.898	96.8	1:39.470	90.02	0.688	12:17:19.641
5-	21.274	114.3	27.043	13.047	124.5	12.462	26.030	95.8	1:39.856	89.67	1.074	12:18:59.497
6-	21.217	117.5	26.817	12.961	125.6	12.158	25.629	96.4	1:38.782 (1)	90.64		12:20:38.279
7-	21.246	117.7	26.698	13.088	123.3	12.063	25.729	97.1	1:38.824 (2)	90.61	0.042	12:22:17.103
8-	21.647	108.7	27.462	13.147	124.7	12.502	IN PIT		1:40.547 P	89.05	1.765	12:23:57.650
9-	OUTLAP	111.8	27.702	13.102	124.9	12.709	26.121	97.3	4:38.095	32.19	2:59.313	12:28:35.745
10-	21.306	112.0	26.982	12.994	125.2	12.287	25.782	96.5	1:39.351	90.12	0.569	12:30:15.096
11-	21.160	118.3	26.786	12.923	126.1	12.198	25.935	98.1	1:39.002 (3)	90.44	0.220	12:31:54.098

P22 61		Cameron HARRIS					Aprilia RS660 - Harris Racing / PW Gates					
IDEAL LAP TIME : 1:38.566		BEST LAP TIME : 1:38.797					DIFFERENCE : 0.231					
LAP	SECTOR 1	SECTOR 2	SECTOR 3	SECTOR 4	SECTOR 5	LAP TIME	MPH	DIFF	TIME OF DAY			
1-	OUTLAP	101.8	28.194	13.565	123.1	12.772	27.063	95.7				12:11:47.585
2-	21.656	114.7	26.973	13.063	127.3	12.734	26.061	96.5	1:40.487	89.11	1.690	12:13:28.072
3-	21.529	115.9	26.939	13.135	127.8	12.403	26.373	96.1	1:40.379	89.20	1.582	12:15:08.451
4-	21.485	118.5	26.880	13.025	127.3	12.343	26.476	97.1	1:40.209 (3)	89.35	1.412	12:16:48.660
5-	21.211	117.1	27.130	13.002	127.3	12.430	25.757	96.8	1:39.530 (2)	89.96	0.733	12:18:28.190
6-	22.197	104.6	27.415	13.314	127.0	12.430	26.231	96.8	1:41.587	88.14	2.790	12:20:09.777
7-	21.368	117.3	26.568	13.076	125.6	12.174	25.611	97.2	1:38.797 (1)	90.63		12:21:48.574
8-	21.346	116.5	27.038	13.258	125.6	12.268	IN PIT		1:45.224 P	85.09	6.427	12:23:33.798
9-	OUTLAP	111.1	27.422	14.159	119.4	12.903	28.055	96.4	6:17.091	23.74	4:38.294	12:29:50.889
10-	21.416	111.1	26.971	13.166	128.0	12.646	26.150	96.6	1:40.349	89.23	1.552	12:31:31.238
11-	21.631	114.9	27.210	13.338	123.3	12.308	26.159	96.0	1:40.646	88.96	1.849	12:33:11.884
12-	21.501	115.5	27.130	13.374	124.2	12.356	28.882	96.5	1:43.243	86.73	4.446	12:34:55.127
13-	21.620	112.7	27.217	13.318	127.0	12.476	28.514	96.5	1:43.145	86.81	4.348	12:36:38.272

QUALIFYING - SECTOR ANALYSIS



SECTOR 1 = FL to I1, SECTOR 2 = I1 to I2, SECTOR 3 = I2 to I3, SECTOR 4 = I3 to I4, SECTOR 5 = I4 to FL, DIFF = Difference To Personal Best Lap, P = Crossed Finish Line in Pit Lane, D = Time Disallowed

P23 77		Oliver MORGAN-EDWARDS					Aprilia RS660 - OME Racing					
IDEAL LAP TIME : 1:38.789		BEST LAP TIME : 1:38.883					DIFFERENCE : 0.094					
LAP	SECTOR 1	SECTOR 2	SECTOR 3	SECTOR 4	SECTOR 5	LAP TIME	MPH	DIFF	TIME OF DAY			
1-	OUTLAP	100.7	28.479	13.437	123.8	12.942	26.779	95.1		12:12:26.277		
2-	21.771	111.6	26.983	13.010	125.6	12.228	26.019	96.1	1:40.011	89.53	1.128	12:14:06.288
3-	21.635	112.9	26.909	12.947	125.9	12.317	25.991	95.4	1:39.799 (3)	89.72	0.916	12:15:46.087
4-	21.643	114.1	27.172	13.097	123.5	12.376	IN PIT		1:39.719 P	89.79	0.836	12:17:25.806
5-	OUTLAP	108.5	26.983	12.916	126.6	12.421	25.740	96.0	2:57.736	50.38	1:18.853	12:20:23.542
6-	21.509	113.9	26.544	12.994	124.7	12.185	25.651	96.9	1:38.883 (1)	90.55		12:22:02.425
7-	21.732	111.2	27.095	13.014	125.6	12.194	IN PIT		1:38.751 P	90.67		12:23:41.176
8-	OUTLAP	108.5	28.303	14.147	99.8	13.349	29.313	95.5	6:28.096	23.07	4:49.213	12:30:09.272
9-	21.695	116.5	26.808	13.002	125.6	15.750	28.272	96.5	1:45.527 D	84.85	6.644	12:31:54.799
10-	21.547	117.5	26.680	13.004	126.3	12.482	26.633	96.0	1:40.346	89.23	1.463	12:33:35.145
11-	21.539	111.6	26.822	13.094	124.0	12.169	25.715	96.2	1:39.339 (2)	90.14	0.456	12:35:14.484

P24 44		Sam GREEN					Aprilia RS660 - Bruce Racing					
IDEAL LAP TIME : 1:39.049		BEST LAP TIME : 1:39.153					DIFFERENCE : 0.104					
LAP	SECTOR 1	SECTOR 2	SECTOR 3	SECTOR 4	SECTOR 5	LAP TIME	MPH	DIFF	TIME OF DAY			
1-	OUTLAP	105.5	28.460	13.844	122.9	12.430	26.672	94.7				12:13:09.661
2-	22.351	108.2	27.727	13.474	125.4	12.466	27.106	95.1	1:43.124	86.83	3.971	12:14:52.785
3-	21.916	113.5	27.088	13.337	126.3	12.341	26.397	96.1	1:41.079	88.58	1.926	12:16:33.864
4-	21.739	112.5	27.309	13.359	124.9	12.264	26.303	96.0	1:40.974	88.68	1.821	12:18:14.838
5-	21.704	113.1	27.340	13.457	125.2	12.409	IN PIT		1:44.599 P	85.60	5.446	12:19:59.437
6-	OUTLAP	108.7	27.302	13.448	126.8	12.568	26.293	96.5	3:31.184	42.40	1:52.031	12:23:30.621
7-	21.621	110.0	27.813	13.278	127.0	12.038	26.137	97.1	1:40.887	88.75	1.734	12:25:11.508
8-	21.761	114.3	26.889	13.283	125.4	12.359	25.982	95.5	1:40.274 (3)	89.29	1.121	12:26:51.782
9-	21.622	115.9	26.954	13.186	125.2	12.199	25.918	96.2	1:39.879 (2)	89.65	0.726	12:28:31.661
10-	21.500	117.5	28.284	16.076	119.4	12.379	25.974	95.7	1:44.213	85.92	5.060	12:30:15.874
11-	21.507	119.1	27.308	13.278	126.3	12.178	26.378	96.4	1:40.649	88.96	1.496	12:31:56.523
12-	21.501	113.7	28.398	13.732	121.3	12.539	26.262	96.5	1:42.432	87.41	3.279	12:33:38.955
13-	21.302	121.1	26.736	13.055	127.5	12.075	25.985	96.5	1:39.153 (1)	90.30		12:35:18.108

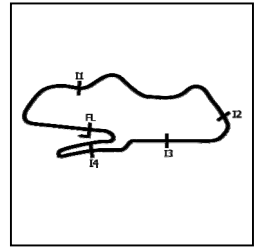
P25 60		Lennon DOCHERTY					Kawasaki Ninja 650 - Sycmirus Motorsport					
IDEAL LAP TIME : 1:39.120		BEST LAP TIME : 1:39.399					DIFFERENCE : 0.279					
LAP	SECTOR 1	SECTOR 2	SECTOR 3	SECTOR 4	SECTOR 5	LAP TIME	MPH	DIFF	TIME OF DAY			
1-	OUTLAP	106.8	28.128	13.322	124.2	12.501	26.573	95.5				12:11:54.676
2-	21.596	109.4	27.057	12.933	129.0	12.847	26.467	95.1	1:40.900	88.74	1.501	12:13:35.576
3-	21.304	116.7	26.657	13.011	125.6	12.338	26.089	95.3	1:39.399 (1)	90.08		12:15:14.975
4-	21.882	110.7	26.824	12.903	129.3	12.624	25.926	96.5	1:40.159 (2)	89.40	0.760	12:16:55.134
5-	21.526	113.7	27.530	12.952	127.3	12.428	26.032	95.7	1:40.468	89.12	1.069	12:18:35.602
6-	25.512	111.4	33.978	13.879	119.8	13.506	IN PIT		1:55.633 P	77.43	16.234	12:20:31.235
7-	OUTLAP	113.3	27.832	13.155	122.9	12.422	26.920	94.6	7:35.925	19.64	5:56.526	12:28:07.160
8-	21.608	113.7	27.115	13.900	120.4	12.414	25.918	95.1	1:40.955	88.69	1.556	12:29:48.115
9-	21.561	115.1	26.971	13.197	121.7	12.402	26.048	94.5	1:40.179 (3)	89.38	0.780	12:31:28.294

MCRCB BULLETIN TK167

2024 Bennetts British Superbike Championship - Round 10

2024 Pirelli National Sportbike with Moneybarn Vehicle Finance

QUALIFYING - SECTOR ANALYSIS



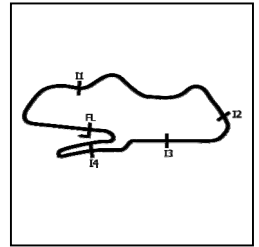
SECTOR 1 = FL to I1, SECTOR 2 = I1 to I2, SECTOR 3 = I2 to I3, SECTOR 4 = I3 to I4, SECTOR 5 = I4 to FL, DIFF = Difference To Personal Best Lap, P = Crossed Finish Line in Pit Lane, D = Time Disallowed

P26		20		Jack MUIR					Aprilia RS660 - Jack Muir Racing				
IDEAL LAP TIME : 1:39.136		BEST LAP TIME : 1:39.658					DIFFERENCE : 0.522						
LAP	SECTOR 1	SECTOR 2	SECTOR 3	SECTOR 4	SECTOR 5	LAP TIME	MPH	DIFF	TIME OF DAY				
1-	OUTLAP	95.0	29.796	13.579	129.0	13.059	27.129	96.1		12:11:50.230			
2-	22.034	110.7	27.697	13.184	127.3	12.869	27.550	97.5	1:43.334	86.65	3.676	12:13:33.564	
3-	21.639	106.6	27.378	13.130	131.0	12.621	26.701	96.8	1:41.469	88.24	1.811	12:15:15.033	
4-	21.617	114.3	26.938	12.924	129.0	12.828	27.622	97.5	1:41.929	87.84	2.271	12:16:56.962	
5-	21.826	113.5	26.912	12.976	129.8	12.497	26.557	97.1	1:40.768	88.86	1.110	12:18:37.730	
6-	21.781	115.5	26.825	12.913	128.8	12.423	26.432	96.9	1:40.374	89.21	0.716	12:20:18.104	
7-	21.580	111.4	26.778	13.253	128.0	12.217	25.830	97.8	1:39.658 (1)	89.85		12:21:57.762	
8-	21.636	117.5	26.945	13.130	126.3	12.364	IN PIT		1:40.543	P 89.06	0.885	12:23:38.305	
9-	OUTLAP	111.8	26.955	12.916	127.0	12.459	26.541	96.0	3:14.815	45.96	1:35.157	12:26:53.120	
10-	21.776	112.2	26.879	12.919	126.1	12.465	26.228	97.3	1:40.267	89.30	0.609	12:28:33.387	
11-	21.398	114.7	26.889	13.133	126.6	12.313	26.069	96.5	1:39.802	89.72	0.144	12:30:13.189	
12-	21.594	114.7	26.879	12.930	128.8	12.763	26.136	97.2	1:40.302	89.27	0.644	12:31:53.491	
13-	21.401	113.5	26.873	13.050	125.6	12.286	26.084	97.2	1:39.694 (2)	89.81	0.036	12:33:33.185	
14-	21.482	113.7	26.875	12.984	126.8	12.343	26.112	97.3	1:39.796 (3)	89.72	0.138	12:35:12.981	

P27		10		Kieran KENT					Kawasaki Ninja 650 - Sycirrus Motorsport				
IDEAL LAP TIME : 1:38.800		BEST LAP TIME : 1:39.786					DIFFERENCE : 0.986						
LAP	SECTOR 1	SECTOR 2	SECTOR 3	SECTOR 4	SECTOR 5	LAP TIME	MPH	DIFF	TIME OF DAY				
1-	OUTLAP	98.3	28.529	13.837	120.6	12.754	29.622	96.0		12:12:41.294			
2-	21.625	115.9	27.247	13.135	125.2	12.286	25.987	94.5	1:40.280 (2)	89.29	0.494	12:14:21.574	
3-	21.606	112.7	27.005	13.060	125.9	12.564	26.207	96.0	1:40.442 (3)	89.15	0.656	12:16:02.016	
4-	21.808	108.5	28.480	13.265	123.1	12.445	26.067	94.3	1:42.065	87.73	2.279	12:17:44.081	
5-	21.533	116.5	27.020	13.111	122.6	12.111	26.011	93.7	1:39.786 (1)	89.73		12:19:23.867	
6-	21.530	116.9	30.019	13.657	120.2	12.895	IN PIT		1:45.532	P 84.85	5.746	12:21:09.399	
7-	OUTLAP	111.2	28.145	13.120	123.5	12.314	27.018	95.4	6:58.464	21.39	5:18.678	12:28:07.863	
8-	21.357	116.3	27.026	13.749	122.9	13.055	26.685	94.2	1:41.872	87.89	2.086	12:29:49.735	
9-	21.344	119.1	26.637	13.013	122.9	11.933	25.982	93.0	1:38.909 D	90.53		12:31:28.644	
10-	21.660	112.0	28.452	13.649	120.0	12.635	30.915	94.2	1:47.311	83.44	7.525	12:33:15.955	
11-	21.858	108.7	27.475	13.533	121.3	12.382	26.733	94.7	1:41.981	87.80	2.195	12:34:57.936	
12-	21.235	116.1	26.886	13.097	122.9	15.355	IN PIT		1:44.170	P 85.96	4.384	12:36:42.106	

P28		26		Del DOWDS					Suzuki GSX8R - Powerslide Motorcycles by Sublime Suzuki				
IDEAL LAP TIME : 1:39.682		BEST LAP TIME : 1:40.170					DIFFERENCE : 0.488						
LAP	SECTOR 1	SECTOR 2	SECTOR 3	SECTOR 4	SECTOR 5	LAP TIME	MPH	DIFF	TIME OF DAY				
1-	OUTLAP	105.1	28.885	13.507	124.5	13.359	27.427	96.6		12:11:50.996			
2-	21.845	110.1	27.680	13.150	127.3	12.638	26.883	96.6	1:42.196	87.62	2.026	12:13:33.192	
3-	21.494	111.6	27.446	13.272	124.7	12.529	27.738	97.3	1:42.479	87.37	2.309	12:15:15.671	
4-	21.842	109.2	27.365	13.035	128.8	12.380	26.382	96.4	1:41.004	88.65	0.834	12:16:56.675	
5-	21.351	114.5	27.136	13.053	126.6	12.441	26.454	96.5	1:40.435	89.15	0.265	12:18:37.110	
6-	21.918	114.5	27.150	13.039	126.8	12.317	26.172	96.5	1:40.596	89.01	0.426	12:20:17.706	
7-	21.670	109.4	27.753	13.054	127.8	12.546	26.013	96.6	1:41.036	88.62	0.866	12:21:58.742	
8-	21.482	112.2	26.967	13.067	127.0	12.347	26.324	96.0	1:40.187 (2)	89.37	0.017	12:23:38.929	
9-	21.474	116.7	27.054	13.124	126.1	12.316	26.202	97.1	1:40.170 (1)	89.39		12:25:19.099	
10-	21.438	116.9	27.236	13.082	127.3	12.406	26.038	96.6	1:40.200 (3)	89.36	0.030	12:26:59.299	
11-	21.518	115.1	27.839	13.943	119.4	12.961	IN PIT		1:43.772	P 86.28	3.602	12:28:43.071	
12-	OUTLAP	107.0	27.747	13.220	124.9	12.810	26.943	96.5	2:54.052	51.44	1:13.882	12:31:37.123	
13-	21.434	116.9	27.442	13.318	125.4	12.358	26.408	96.1	1:40.960	88.69	0.790	12:33:18.083	
14-	21.583	113.7	27.127	13.240	126.1	12.510	26.518	95.4	1:40.978	88.67	0.808	12:34:59.061	
15-	21.557	114.3	27.662	13.553	125.6	13.066	IN PIT		1:45.137	P 85.16	4.967	12:36:44.198	

QUALIFYING - SECTOR ANALYSIS



SECTOR 1 = FL to I1, SECTOR 2 = I1 to I2, SECTOR 3 = I2 to I3, SECTOR 4 = I3 to I4, SECTOR 5 = I4 to FL, DIFF = Difference To Personal Best Lap, P = Crossed Finish Line in Pit Lane, D = Time Disallowed

P29		6		Jack KNIGHTS				Aprilia RS660 - BlueMotion Racing					
IDEAL LAP TIME : 1:39.952		BEST LAP TIME : 1:40.437				DIFFERENCE : 0.485							
LAP	SECTOR 1	SECTOR 2	SECTOR 3	SECTOR 4	SECTOR 5	LAP TIME	MPH	DIFF	TIME OF DAY				
1-	OUTLAP	104.8	28.826	13.706	124.2	12.992	27.597	95.4		12:12:52.069			
2-	22.108	108.0	27.614	13.385	124.5	12.763	26.851	95.1	1:42.721	87.17	2.284	12:14:34.790	
3-	21.846	117.1	27.612	13.363	124.5	12.683	26.689	95.8	1:42.193	87.62	1.756	12:16:16.983	
4-	21.912	115.1	27.443	13.389	122.4	12.763	26.655	95.7	1:42.162	87.64	1.725	12:17:59.145	
5-	21.756	113.5	27.428	13.356	123.5	12.771	26.682	96.1	1:41.993	87.79	1.556	12:19:41.138	
6-	21.634	118.1	27.104	13.293	122.4	12.612	26.606	96.4	1:41.249	88.43	0.812	12:21:22.387	
7-	21.592	113.7	27.191	13.455	122.6	12.628	26.485	96.2	1:41.351	88.35	0.914	12:23:03.738	
8-	21.996	102.6	28.778	13.783	121.1	13.090	IN PIT		1:44.927	P	85.33	4.490	12:24:48.665
9-	OUTLAP	111.1	28.006	13.068	128.5	12.697	26.991	97.5	3:19.833	44.80	1:39.396	12:28:08.498	
10-	21.547	117.3	27.828	13.268	125.4	12.555	26.706	96.5	1:41.904	87.87	1.467	12:29:50.402	
11-	21.485	117.3	27.156	13.073	125.9	12.696	26.531	96.2	1:40.941	(3)	88.70	0.504	12:31:31.343
12-	21.740	113.9	27.460	13.183	126.6	12.462	26.327	96.0	1:41.172	88.50	0.735	12:33:12.515	
13-	21.619	114.9	27.011	13.142	126.3	12.517	26.408	97.1	1:40.697	(2)	88.92	0.260	12:34:53.212
14-	21.439	114.3	26.947	13.379	125.2	12.636	26.036	97.3	1:40.437	(1)	89.15		12:36:33.649

P30		3		Benji COMPTON				Triumph Daytona 660 - Benji Compton Racing					
IDEAL LAP TIME : 1:44.946		BEST LAP TIME : 1:45.828				DIFFERENCE : 0.882							
LAP	SECTOR 1	SECTOR 2	SECTOR 3	SECTOR 4	SECTOR 5	LAP TIME	MPH	DIFF	TIME OF DAY				
1-	OUTLAP	96.8	30.010	14.639	120.6	13.988	28.510	94.9				12:14:53.043	
2-	22.729	107.2	28.817	14.050	125.4	13.678	27.824	93.9	1:47.098	83.60	1.270	12:16:40.141	
3-	23.285	107.0	29.113	14.016	123.5	13.410	27.135	94.1	1:46.959	83.71	1.131	12:18:27.100	
4-	23.407	100.9	28.521	14.019	124.5	13.482	27.435	94.1	1:46.864	83.79	1.036	12:20:13.964	
5-	23.412	105.3	28.617	14.011	125.4	13.445	27.717	94.7	1:47.202	83.52	1.374	12:22:01.166	
6-	22.822	106.6	28.546	13.714	125.2	13.247	IN PIT		1:46.316	P	84.22	0.488	12:23:47.482
7-	OUTLAP	106.3	29.075	13.851	124.0	13.352	27.245	93.8	6:21.368	23.47	4:35.540	12:30:08.850	
8-	22.947	110.5	28.846	13.678	123.5	13.402	27.517	95.8	1:46.390	(3)	84.16	0.562	12:31:55.240
9-	22.664	112.0	29.261	13.403	125.6	13.324	27.282	94.7	1:45.934	(2)	84.52	0.106	12:33:41.174
10-	22.640	109.1	28.583	13.645	124.7	13.369	27.591	95.7	1:45.828	(1)	84.61		12:35:27.002

P31		88		Sergio ROMERO				Triumph Daytona 660 - Macadam Triumph Racing				
IDEAL LAP TIME : 1:45.695		BEST LAP TIME :				DIFFERENCE :						
LAP	SECTOR 1	SECTOR 2	SECTOR 3	SECTOR 4	SECTOR 5	LAP TIME	MPH	DIFF	TIME OF DAY			
1-	OUTLAP	88.5	31.011	14.016	123.5	15.633	IN PIT			P		12:13:30.176
2-	OUTLAP	104.8	29.182	13.545	126.1	13.434	27.296	96.8	3:13.347	46.31		12:16:43.523

P32		71		Maximus HARDY				Triumph Daytona 660 - Hardy Racing				
IDEAL LAP TIME : 1:38.630		BEST LAP TIME :				DIFFERENCE :						
LAP	SECTOR 1	SECTOR 2	SECTOR 3	SECTOR 4	SECTOR 5	LAP TIME	MPH	DIFF	TIME OF DAY			
1-	OUTLAP	106.1	27.598	13.026	127.5	12.630	26.421	97.2				12:13:44.263
2-	21.424	114.5	26.676	13.008	127.5	12.024	25.703	97.2	1:38.835	D	90.60	12:15:23.098

MCRCB BULLETIN TK168

2024 Bennetts British Superbike Championship - Round 10

2024 Pirelli National Sportbike with Moneybarn Vehicle Finance

QUALIFYING - BEST SECTORS

SECTOR 1		SECTOR 2		SECTOR 3		SECTOR 4		SECTOR 5		IDEAL / BEST COMPARISON											
POS	NO	TIME	NO	TIME	NO	TIME	NO	TIME	NO	TIME	POS	NO	NAME	IDEAL	BEST	DIFF					
1	13	COL	20.420	8	BAR	25.653	8	BAR	12.499	25	STR	11.338	47	COO	24.549	1	13	COLOMBI	1:34.770	1:34.972	0.202
2	47	COO	20.542	55	DES	25.694	13	COL	12.520	8	BAR	11.434	13	COL	24.612	2	47	COOPER	1:34.946	1:35.238	0.292
3	25	STR	20.583	47	COO	25.708	76	STE	12.525	13	COL	11.509	8	BAR	24.694	3	8	BARNES	1:35.039	1:35.402	0.363
4	34	SIL	20.621	13	COL	25.709	28	DAV	12.564	47	COO	11.517	25	STR	24.782	4	25	STRUDWICK	1:35.209	1:35.249	0.040
5	76	STE	20.674	25	STR	25.774	47	COO	12.630	55	DES	11.544	55	DES	24.977	5	55	DESSOY	1:35.668	1:35.942	0.274
6	28	DAV	20.685	28	DAV	25.793	74	SMA	12.630	85	MAR	11.596	85	MAR	24.981	6	34	SILVESTER	1:35.892	1:36.199	0.307
7	85	MAR	20.700	34	SIL	25.819	55	DES	12.666	59	VAR	11.611	67	STE	24.995	7	28	DAVIDSON	1:35.987	1:36.319	0.332
8	8	BAR	20.759	76	STE	25.887	59	VAR	12.693	76	STE	11.615	59	VAR	25.028	8	76	STEPHENSON	1:35.999	1:36.269	0.270
9	55	DES	20.787	51	BAN	25.999	34	SIL	12.711	34	SIL	11.650	34	SIL	25.091	9	85	MARTIN	1:36.319	1:36.862	0.543
10	59	VAR	20.882	17	SHE	26.059	17	SHE	12.730	28	DAV	11.670	17	SHE	25.106	10	59	VAREY	1:36.403	1:36.569	0.166
11	4	SMI	20.901	67	STE	26.095	25	STR	12.732	51	BAN	11.690	51	BAN	25.164	11	17	SHELTON	1:36.539	1:36.664	0.125
12	56	ATK	20.911	74	SMA	26.179	56	ATK	12.748	17	SHE	11.700	56	ATK	25.254	12	67	STEPHENSON	1:36.655	1:36.863	0.208
13	67	STE	20.943	59	VAR	26.189	85	MAR	12.788	67	STE	11.709	28	DAV	25.275	13	51	BANHAM	1:36.758	1:36.838	0.080
14	17	SHE	20.944	23	ELL	26.211	69	PRO	12.861	23	ELL	11.856	76	STE	25.298	14	56	ATKINS	1:36.998	1:37.413	0.415
15	51	BAN	21.022	56	ATK	26.214	51	BAN	12.883	56	ATK	11.871	74	SMA	25.415	15	74	SMART-WEEDEN	1:37.370	1:37.671	0.301
16	74	SMA	21.039	85	MAR	26.254	89	MOR	12.889	10	KEN	11.933	69	PRO	25.433	16	23	ELLIS	1:37.694	1:37.987	0.293
17	29	DAY	21.088	69	PRO	26.427	60	DOC	12.903	89	MOR	11.955	11	O'R	25.480	17	4	SMITH	1:37.858	1:38.110	0.252
18	23	ELL	21.163	89	MOR	26.510	23	ELL	12.904	4	SMI	11.978	4	SMI	25.510	18	69	PROUDFOOT	1:38.162	1:38.389	0.227
19	11	O'R	21.166	11	O'R	26.517	67	STE	12.913	71	HAR	12.024	23	ELL	25.560	19	89	MORETON	1:38.248	1:38.689	0.441
20	61	HAR	21.211	4	SMI	26.544	20	MUI	12.913	69	PRO	12.031	61	HAR	25.611	20	29	DAYKIN	1:38.401	1:38.782	0.381
21	71	HAR	21.219	77	MOR	26.544	77	MOR	12.916	44	GRE	12.038	29	DAY	25.629	21	11	O'REILLY	1:38.422	1:38.553	0.131
22	10	KEN	21.235	61	HAR	26.568	29	DAY	12.923	29	DAY	12.063	77	MOR	25.651	22	61	HARRIS	1:38.566	1:38.797	0.231
23	89	MOR	21.241	10	KEN	26.637	4	SMI	12.925	74	SMA	12.107	89	MOR	25.653	23	71	HARDY	1:38.630		
24	44	GRE	21.302	60	DOC	26.657	61	HAR	13.002	77	MOR	12.169	71	HAR	25.703	24	77	MORGAN-EDWARDS	1:38.789	1:38.883	0.094
25	60	DOC	21.304	71	HAR	26.676	71	HAR	13.008	61	HAR	12.174	20	MUI	25.830	25	10	KENT	1:38.800	1:39.786	0.986
26	26	DOW	21.351	29	DAY	26.698	10	KEN	13.013	11	O'R	12.186	44	GRE	25.918	26	44	GREEN	1:39.049	1:39.153	0.104
27	20	MUI	21.398	44	GRE	26.736	26	DOW	13.035	20	MUI	12.217	60	DOC	25.918	27	60	DOCHERTY	1:39.120	1:39.399	0.279
28	69	PRO	21.410	20	MUI	26.778	44	GRE	13.055	26	DOW	12.316	10	KEN	25.982	28	20	MUIR	1:39.136	1:39.658	0.522
29	6	KNI	21.439	6	KNI	26.947	6	KNI	13.068	60	DOC	12.338	26	DOW	26.013	29	26	DOWDS	1:39.682	1:40.170	0.488
30	77	MOR	21.509	26	DOW	26.967	11	O'R	13.073	6	KNI	12.462	6	KNI	26.036	30	6	KNIGHTS	1:39.952	1:40.437	0.485
31	88	ROM	22.238	3	COM	28.521	3	COM	13.403	3	COM	13.247	3	COM	27.135	31	3	COMPTON	1:44.946	1:45.828	0.882
32	3	COM	22.640	88	ROM	29.182	88	ROM	13.545	88	ROM	13.434	88	ROM	27.296	32	88	ROMERO	1:45.695		

MCRCB BULLETIN TK169**2024 Bennetts British Superbike Championship - Round 10****2024 Pirelli National Sportbike with Moneybarn Vehicle Finance****QUALIFYING - BEST SPEEDS**

POS	INTERMEDIATE 1		INTERMEDIATE 2		INTERMEDIATE 3		INTERMEDIATE 4		FINISH LINE	
	NO	NAME MPH	NO	NAME MPH	NO	NAME MPH	NO	NAME MPH	NO	NAME MPH
1	13	COLOMBI 128.8			8	BARNES 135.0			47	COOPER 102.1
2	85	MARTIN 128.0			76	STEPHENSON 134.7			55	DESSOY 100.9
3	34	SILVESTER 126.3			13	COLOMBI 133.4			13	COLOMBI 100.6
4	8	BARNES 125.2			47	COOPER 133.1			8	BARNES 100.6
5	28	DAVIDSON 124.7			28	DAVIDSON 133.1			25	STRUDWICK 100.4
6	11	O'REILLY 124.5			74	SMART-WEEDEN 133.1			56	ATKINS 100.3
7	47	COOPER 123.8			55	DESSOY 132.6			28	DAVIDSON 99.8
8	76	STEPHENSON 123.8			4	SMITH 132.1			51	BANHAM 99.8
9	23	ELLIS 122.4			69	PROUDFOOT 131.5			76	STEPHENSON 99.7
10	56	ATKINS 122.0			67	STEPHENSON 131.0			67	STEPHENSON 99.7
11	25	STRUDWICK 121.1			20	MUIR 131.0			74	SMART-WEEDEN 99.7
12	44	GREEN 121.1			59	VAREY 130.8			34	SILVESTER 99.4
13	59	VAREY 120.9			51	BANHAM 130.8			85	MARTIN 99.1
14	17	SHELTON 120.9			17	SHELTON 130.5			4	SMITH 98.9
15	51	BANHAM 120.4			25	STRUDWICK 130.3			17	SHELTON 98.6
16	55	DESSOY 120.2			85	MARTIN 130.3			69	PROUDFOOT 98.6
17	74	SMART-WEEDEN 120.2			60	DOCHERTY 129.3			59	VAREY 98.5
18	89	MORETON 119.4			56	ATKINS 129.0			89	MORETON 98.5
19	10	KENT 119.1			34	SILVESTER 128.8			29	DAYKIN 98.1
20	29	DAYKIN 118.9			26	DOWDS 128.8			23	ELLIS 97.8
21	4	SMITH 118.5			89	MORETON 128.5			20	MUIR 97.8
22	61	HARRIS 118.5			6	KNIGHTS 128.5			6	KNIGHTS 97.5
23	6	KNIGHTS 118.1			61	HARRIS 128.0			26	DOWDS 97.3
24	77	MORGAN-EDWARDS 117.5			44	GREEN 127.5			61	HARRIS 97.2
25	20	MUIR 117.5			71	HARDY 127.5			71	HARDY 97.2
26	60	DOCHERTY 117.3			23	ELLIS 126.8			44	GREEN 97.1
27	67	STEPHENSON 117.1			77	MORGAN-EDWARDS 126.6			11	O'REILLY 96.9
28	26	DOWDS 116.9			29	DAYKIN 126.1			77	MORGAN-EDWARDS 96.9
29	71	HARDY 115.5			88	ROMERO 126.1			88	ROMERO 96.8
30	69	PROUDFOOT 115.1			10	KENT 125.9			60	DOCHERTY 96.5
31	88	ROMERO 114.7			3	COMPTON 125.6			10	KENT 96.0
32	3	COMPTON 112.0			11	O'REILLY 124.7			3	COMPTON 95.8

MCRCB BULLETIN TK170

2024 Bennetts British Superbike Championship - Round 10

2024 Pirelli National Sportbike with Moneybarn Vehicle Finance

QUALIFYING - STATISTICS

Competitors Started	32
Planned Start	2024-09-28 @ 12:10:00.000
Actual Start	2024-09-28 @ 12:10:01.310
Finish Time	2024-09-28 @ 12:35:01.310
Track Length	2.4873mi.
Total Laps	386
Total Distance Covered	960.1166mi.

Session Fastest Lap History

NO	NAME	LAP TIME	TIME OF DAY	LAP	VEHICLE
89	Taylor MORETON	1:39.733	12:13:26.494	2	Suzuki GSX8R
51	Rossi BANHAM	1:38.853	12:13:41.428	2	Yamaha YZF-R7
34	Aaron SILVESTER	1:37.287	12:14:17.032	2	Triumph Daytona 660
47	Richard COOPER	1:36.081	12:14:22.453	2	Triumph Daytona 660
47	Richard COOPER	1:35.361	12:17:35.679	4	Triumph Daytona 660
47	Richard COOPER	1:35.238	12:20:54.030	6	Triumph Daytona 660
13	Edoardo COLOMBI	1:34.972	12:26:23.221	9	Aprilia RS660

Flag History

TYPE	TIME OF DAY
GREEN	12:10:01.310
FINISH	12:35:01.310

Flag Statistics

TYPE	COUNT	TOTAL LAPS	TOTAL TIME
Green	1	16	29:42.888
Red	0	0	0.000
Safety Car	0	0	0.000
FCY	0	0	0.000

MCRCB BULLETIN TK171

2024 Bennetts British Superbike Championship - Round 10

2024 Pirelli National Sportbike with Moneybarn Vehicle Finance

QUALIFYING - SESSION NOTES

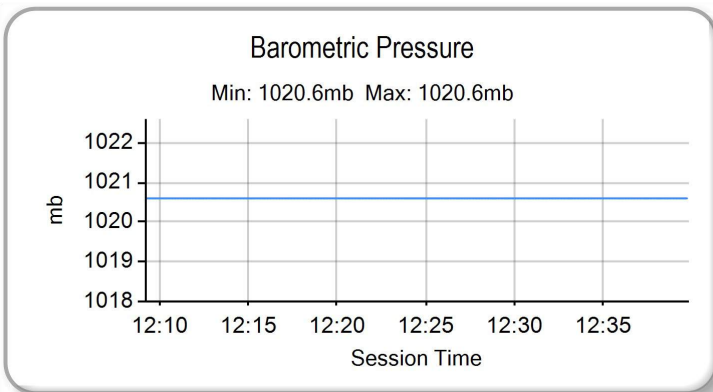
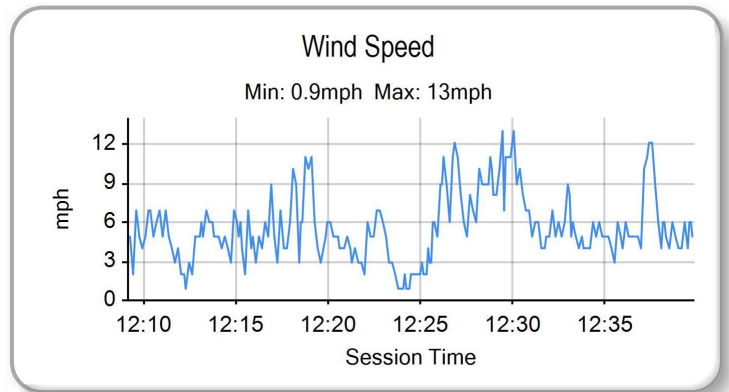
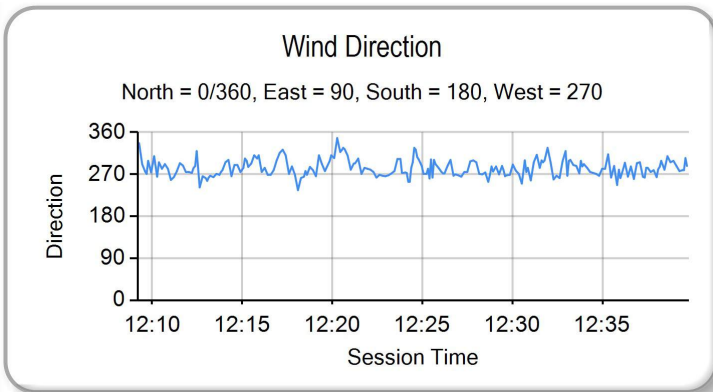
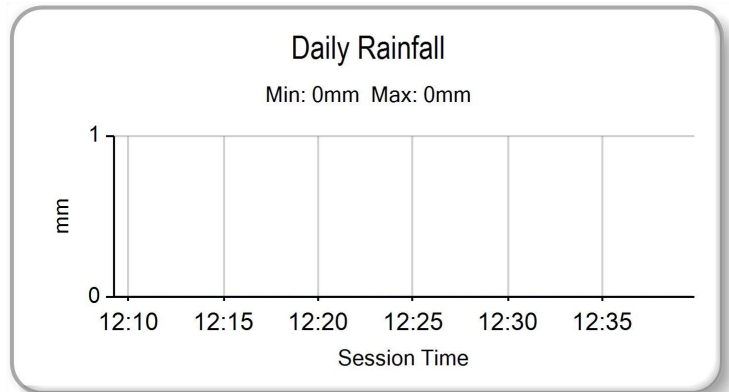
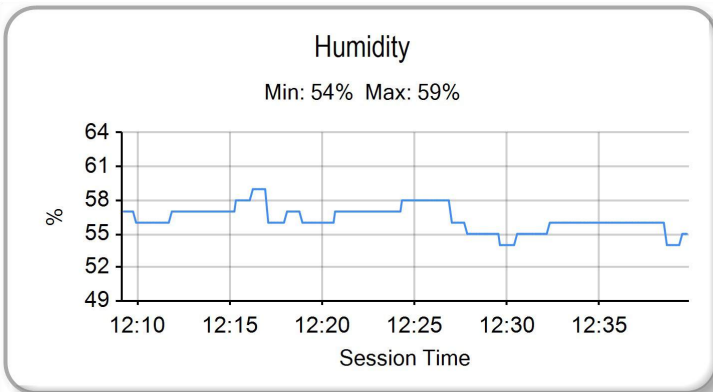
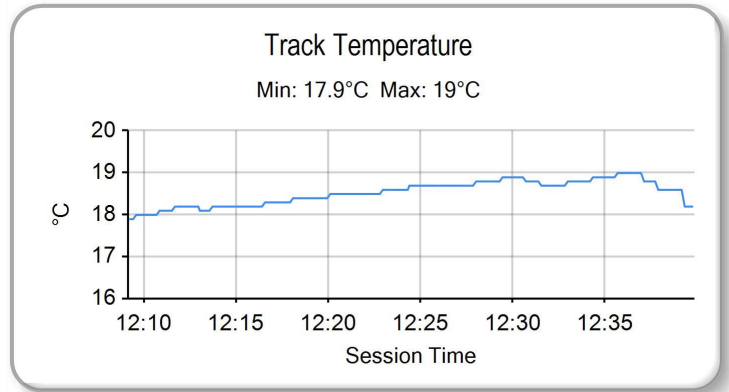
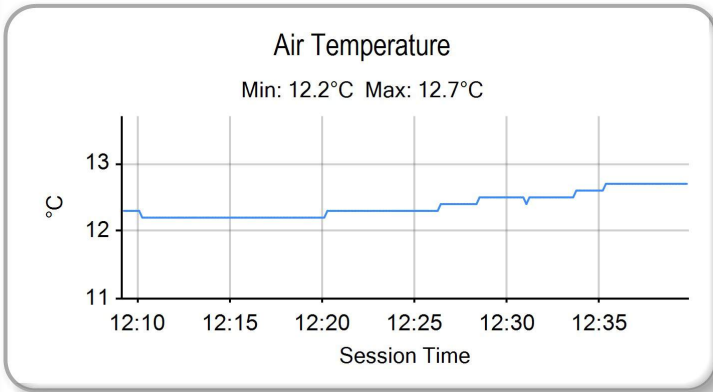
TIME	MESSAGE
12:15:53	NO.71 EXCEEDED TRACK LIMITS T10 - LAPTIME CANCELLED (12:14:52)
12:16:24	NO.71 FALLER AT T7 MCLEANS - RIDER OK
12:18:35	NO.88 STOPPED TECHNICAL PROBLEM - ESSES
12:19:26	NO.23 EXCEEDED TRACK LIMITS T7 - LAPTIME CANCELLED
12:30:05	NO. 47 - COURSE CUT T9/T10 - LAP TIME CANCELLED
12:30:23	NO.13 EXCEEDED TRACK LIMITS T4 - LAPTIME CANCELLED
12:30:54	NO.10 & 23 EXCEEDED TRACK LIMITS T7 - LAPTIME CANCELLED
12:31:06	NO. 25 - COURSE CUT T9/T10 - LAP TIME CANCELLED
12:31:54	NO.35 EXCEEDED TRACK LIMITS T9 - LAPTIME CANCELLED (12:31:11)
12:32:10	NO. 56 - COURSE CUT T9/T10 - LAP TIME CANCELLED
12:32:19	NO. 77 - COURSE CUT T9/T10 - LAP TIME CANCELLED
12:32:21	NO.60 FALLER AT T4 OLD HAIRPIN - RIDER OK
12:33:34	NO.72 EXCEEDED TRACK LIMITS T10 - LAPTIME CANCELLED (12:32:26)
12:33:35	NO. 28 - COURSE CUT T9/T10 - LAP TIME CANCELLED
12:33:47	NO.72 EXCEEDED TRACK LIMITS T10 - LAPTIME CANCELLED (12:32:26)
12:34:13	NO.29 STOPPED TECHNICAL PROBLEM - SHIELDS
12:35:58	NO.69 FALLER AT T8 COPPICE - RIDER TO MEDICAL CENTRE

MCRCB BULLETIN TK172

2024 Bennetts British Superbike Championship - Round 10

2024 Pirelli National Sportbike with Moneybarn Vehicle Finance

QUALIFYING - WEATHER CONDITIONS





ROW 11				31	88 Sergio ROMERO	
ROW 10	30	71 Maximus HARDY	1:40.437	29	6 Jack KNIGHTS	1:40.170
ROW 9				28	26 Del DOWDS	
ROW 9			1:39.786	27	10 Kieran KENT	1:39.658
ROW 9				26	20 Jack MUIR	1:39.399
ROW 8	24	44 Sam GREEN	1:39.153	23	77 Oliver MORGAN-EDWARDS	1:38.883
ROW 8				22	61 Cameron HARRIS	1:38.797
ROW 7			1:38.782	21	29 Aaron DAYKIN	1:38.689
ROW 7				20	89 Taylor MORETON	1:38.553
ROW 6	18	69 Joshua PROUDFOOT	1:38.389	17	4 Jack SMITH	1:38.110
ROW 6				16	23 Joe ELLIS	1:37.987
ROW 5			1:37.671	15	74 Finn SMART-WEEDEN	1:37.413
ROW 5				14	56 Charlie ATKINS	1:36.863
ROW 4	12	85 Jayden MARTIN	1:36.862	11	51 Rossi BANHAM	1:36.838
ROW 4				10	17 Zak SHELTON	1:36.664
ROW 3			1:36.569	9	59 Robert VAREY	1:36.319
ROW 3				8	28 Alfie DAVIDSON	1:36.269
ROW 2	6	34 Aaron SILVESTER	1:36.199	5	55 Harrison DESSOY	1:35.942
ROW 2				4	8 Ash BARNES	1:35.402
ROW 1			1:35.249	3	25 Thomas STRUDWICK	1:35.238
ROW 1				2	47 Richard COOPER	1:34.972
ROW 1				1	13 Edoardo COLOMBI	
Pole						

These results are provisional until the conclusion of any judicial and technical matters.

Donington Park GP: 2.4873 miles

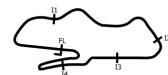
Race Director: Stuart Higgs

Stewards:

Timekeeper: Richard Evans

S. Higgs

R. EVANS



Digitally Approved at 13:45 Saturday, 28 September 2024

Digitally Approved at 13:44 Saturday, 28 September 2024

Results can be found at www.tsl-timing.com

Printed - 13:40 Saturday, 28 September 2024





WARM UP - CLASSIFICATION

POS	NO	NAME	NAT	ENTRY	TIME	ON	LAPS	GAP	DIFF	MPH
1	13	Edoardo COLOMBI	ITA	Aprilia RS660 - Gradara Corse Asd	1:36.191	5	5			93.09
2	76	Rhys STEPHENSON	GBR	Triumph Daytona 660 - Rocket Racing	1:36.594	5	5	0.403	0.403	92.70
3	25	Thomas STRUDWICK	GBR	Triumph Daytona 660 - TS Racing	1:36.662	5	5	0.471	0.068	92.63
4	47	Richard COOPER	GBR	Triumph Daytona 660 - PHR Performance Triumph	1:36.940	5	5	0.749	0.278	92.37
5	8	Ash BARNES	GBR	Yamaha YZF-R7 - Raceways Yamaha	1:37.201	4	5	1.010	0.261	92.12
6	34	Aaron SILVESTER	GBR	Triumph Daytona 660 - MIH Solutions / Macadam Raci	1:37.220	5	5	1.029	0.019	92.10
7	55	Harrison DESSOY	GBR	Yamaha YZF-R7 - Rev2Race Yamaha	1:37.547	5	5	1.356	0.327	91.79
8	59	Robert VAREY	GBR	Yamaha YZF-R7 - Stanford Fastline	1:37.887	4	5	1.696	0.340	91.47
9	67	Jacob STEPHENSON	GBR	Yamaha YZF-R7 - Rev2Race Yamaha	1:38.110	4	5	1.919	0.223	91.26
10	85	Jayden MARTIN	AUS	Triumph Daytona 660 - MIH Solutions / Macadam Raci	1:38.222	5	5	2.031	0.112	91.16
11	28	Alfie DAVIDSON	GBR	Aprilia RS660 - IN Competition / SENCAT Aprilia	1:38.323	5	5	2.132	0.101	91.07
12	17	Zak SHELTON	GBR	Aprilia RS660 - XMT Racing	1:38.325	5	5	2.134	0.002	91.06
13	4	Jack SMITH	GBR	Aprilia RS660 - Woodland Racing	1:38.615	5	5	2.424	0.290	90.80
14	89	Taylor MORETON	GBR	Suzuki GSX8R - Powerslide Motorcycles by Sublime S	1:38.807	5	5	2.616	0.192	90.62
15	51	Rossi BANHAM	GBR	Yamaha YZF-R7 - RB Racing	1:38.837	5	5	2.646	0.030	90.59
16	71	Maximus HARDY	GBR	Triumph Daytona 660 - Hardy Racing	1:39.677	4	5	3.486	0.840	89.83
17	6	Jack KNIGHTS	GBR	Aprilia RS660 - BlueMotion Racing	1:39.795	5	5	3.604	0.118	89.72
18	23	Joe ELLIS	GBR	Aprilia RS660 - JPR	1:40.075	4	4	3.884	0.280	89.47
19	60	Lennon DOCHERTY	GBR	Kawasaki Ninja 650 - Symcirrus Motorsport	1:40.276	5	5	4.085	0.201	89.29
20	77	Oliver MORGAN-EDWARDS	GBR	Aprilia RS660 - OME Racing	1:40.346	4	5	4.155	0.070	89.23
21	10	Kieran KENT	GBR	Kawasaki Ninja 650 - Symcirrus Motorsport	1:40.591	3	5	4.400	0.245	89.01
22	74	Finn SMART-WEEDEN	GBR	Aprilia RS660 - Definitive Racing	1:40.737	2	3	4.546	0.146	88.88
23	69	Joshua PROUDFOOT	GBR	Yamaha YZF-R7 - Rev2Race Yamaha	1:41.019	4	4	4.828	0.282	88.64
24	26	Del DOWDS	GBR	Suzuki GSX8R - Powerslide Motorcycles by Sublime S	1:41.543	5	5	5.352	0.524	88.18
25	20	Jack MUIR	GBR	Aprilia RS660 - Jack Muir Racing	1:41.599	5	5	5.408	0.056	88.13
26	56	Charlie ATKINS	GBR	Kawasaki Ninja 650 - Symcirrus Motorsport	1:41.851	2	2	5.660	0.252	87.91
27	61	Cameron HARRIS	GBR	Aprilia RS660 - Harris Racing / PW Gates	1:42.082	4	5	5.891	0.231	87.71
28	44	Sam GREEN	GBR	Aprilia RS660 - Bruce Racing	1:43.197	2	4	7.006	1.115	86.77
29	11	Sean O'REILLY	GBR	Aprilia RS660 - Moto Muzzi Racing Aprilia	1:44.979	4	5	8.788	1.782	85.29
30	29	Aaron DAYKIN	GBR	Aprilia RS660 - 929 Racing	1:45.204	4	5	9.013	0.225	85.11
31	88	Sergio ROMERO	ESP	Triumph Daytona 660 - Macadam Triumph Racing			1			

Weather / Track : Cloudy / Dry

These results are provisional until the conclusion of any judicial and technical matters.

Date: 29/09/2024 Start: 09:15 Finish: 09:23

Donington Park GP: 2.4873 miles

Race Director: Stuart Higgs

S. Higgs

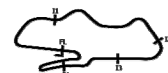
Digitally Approved at 09:38 Sunday, 29 September 2024

Stewards:

Timekeeper: Richard Evans

R. EVANS

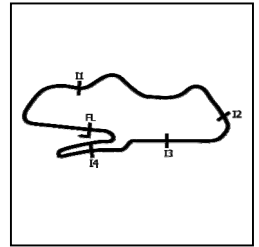
Digitally Approved at 09:30 Sunday, 29 September 2024

Results can be found at www.tsl-timing.com

Printed - 09:25 Sunday, 29 September 2024



WARM UP - SECTOR ANALYSIS



SECTOR 1 = FL to I1, SECTOR 2 = I1 to I2, SECTOR 3 = I2 to I3, SECTOR 4 = I3 to I4, SECTOR 5 = I4 to FL, DIFF = Difference To Personal Best Lap, P = Crossed Finish Line in Pit Lane, D = Time Disallowed

P1 13		Edoardo COLOMBI					Aprilia RS660 - Gradara Corse Asd					
IDEAL LAP TIME : 1:36.157		BEST LAP TIME : 1:36.191			DIFFERENCE : 0.034							
LAP	SECTOR 1	SECTOR 2	SECTOR 3	SECTOR 4	SECTOR 5	LAP TIME	MPH	DIFF	TIME OF DAY			
1-	OUTLAP	102.1	28.606	12.983	135.8	12.181	25.986	100.6		09:16:44.690		
2-	20.976	118.5	27.017	12.685	133.6	11.522	25.136	100.9	1:37.336 (3)	91.99	1.145	09:18:22.026
3-	20.880	116.9	26.768	12.607	133.6	11.501	24.982	101.9	1:36.738 (2)	92.56	0.547	09:19:58.764
4-	21.287	100.1	27.014	12.679	133.1	11.504	25.039	101.0	1:37.523	91.81	1.332	09:21:36.287
5-	20.773	122.2	26.530	12.641	133.1	11.448	24.799	101.3	1:36.191 (1)	93.09		09:23:12.478

P2 76		Rhys STEPHENSON					Triumph Daytona 660 - Rocket Racing					
IDEAL LAP TIME : 1:36.346		BEST LAP TIME : 1:36.594			DIFFERENCE : 0.248							
LAP	SECTOR 1	SECTOR 2	SECTOR 3	SECTOR 4	SECTOR 5	LAP TIME	MPH	DIFF	TIME OF DAY			
1-	OUTLAP	100.3	28.718	13.080	135.0	12.318	26.026	99.4		09:16:45.707		
2-	21.038	117.3	26.852	12.528	133.4	11.753	25.593	99.7	1:37.764	91.59	1.170	09:18:23.471
3-	20.830	118.1	26.473	12.474	133.9	11.446	25.424	101.2	1:36.647 (2)	92.65	0.053	09:20:00.118
4-	20.825	117.5	26.686	12.511	135.5	11.669	25.602	101.2	1:37.293 (3)	92.03	0.699	09:21:37.411
5-	20.747	118.1	26.392	12.580	135.2	11.588	25.287	101.3	1:36.594 (1)	92.70		09:23:14.005

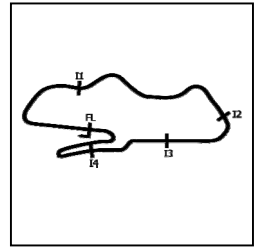
P3 25		Thomas STRUDWICK					Triumph Daytona 660 - TS Racing					
IDEAL LAP TIME : 1:36.514		BEST LAP TIME : 1:36.662			DIFFERENCE : 0.148							
LAP	SECTOR 1	SECTOR 2	SECTOR 3	SECTOR 4	SECTOR 5	LAP TIME	MPH	DIFF	TIME OF DAY			
1-	OUTLAP	100.4	28.872	13.249	130.0	11.987	26.142	98.9		09:16:44.572		
2-	21.268	114.5	27.039	12.637	133.9	11.652	25.332	100.0	1:37.928	91.43	1.266	09:18:22.500
3-	20.884	114.5	26.688	12.546	134.4	11.560	25.230	100.7	1:36.908 (2)	92.40	0.246	09:19:59.408
4-	20.954	110.5	27.094	12.659	134.4	11.555	25.421	100.6	1:37.683 (3)	91.66	1.021	09:21:37.091
5-	20.815	115.7	26.520	12.694	133.4	11.511	25.122	100.7	1:36.662 (1)	92.63		09:23:13.753

P4 47		Richard COOPER					Triumph Daytona 660 - PHR Performance Triumph					
IDEAL LAP TIME : 1:36.872		BEST LAP TIME : 1:36.940			DIFFERENCE : 0.068							
LAP	SECTOR 1	SECTOR 2	SECTOR 3	SECTOR 4	SECTOR 5	LAP TIME	MPH	DIFF	TIME OF DAY			
1-	OUTLAP	95.1	31.778	13.165	132.3	12.915	27.543	100.3		09:17:04.216		
2-	21.487	107.0	27.149	12.798	132.6	11.864	25.773	100.1	1:39.071 (2)	90.38	2.131	09:18:43.287
3-	21.086	115.7	26.450	12.587	135.0	11.758	27.787	93.4	1:39.668 (3)	89.84	2.728	09:20:22.955
4-	24.086	102.2	29.319	14.598	107.7	13.884	27.400	101.2	1:49.287	81.93	12.347	09:22:12.242
5-	20.906	115.1	26.518	12.555	135.0	11.688	25.273	102.9	1:36.940 (1)	92.37		09:23:49.182

P5 8		Ash BARNES					Yamaha YZF-R7 - Raceways Yamaha					
IDEAL LAP TIME : 1:37.014		BEST LAP TIME : 1:37.201			DIFFERENCE : 0.187							
LAP	SECTOR 1	SECTOR 2	SECTOR 3	SECTOR 4	SECTOR 5	LAP TIME	MPH	DIFF	TIME OF DAY			
1-	OUTLAP	106.0	27.649	12.920	130.3	11.810	25.645	99.4		09:17:17.482		
2-	21.577	106.5	27.129	12.692	131.3	11.690	25.433	99.4	1:38.521	90.88	1.320	09:18:56.003
3-	21.459	110.7	26.484	12.673	131.0	11.421	25.254	100.0	1:37.291 (2)	92.03	0.090	09:20:33.294
4-	21.333	112.9	26.567	12.637	131.5	11.525	25.139	99.5	1:37.201 (1)	92.12		09:22:10.495
5-	21.700	104.2	27.013	12.742	131.0	11.506	25.533	98.6	1:38.494 (3)	90.91	1.293	09:23:48.989

P6 34		Aaron SILVESTER					Triumph Daytona 660 - MIH Solutions / Macadam Racing Triumph					
IDEAL LAP TIME : 1:37.025		BEST LAP TIME : 1:37.220			DIFFERENCE : 0.195							
LAP	SECTOR 1	SECTOR 2	SECTOR 3	SECTOR 4	SECTOR 5	LAP TIME	MPH	DIFF	TIME OF DAY			
1-	OUTLAP	103.0	29.267	12.874	131.5	12.084	26.797	98.6		09:17:00.411		
2-	21.038	115.9	27.625	12.727	136.3	12.188	26.047	100.1	1:39.625	89.88	2.405	09:18:40.036
3-	20.905	114.9	26.847	12.637	132.1	11.821	25.616	99.1	1:37.826 (3)	91.53	0.606	09:20:17.862
4-	20.912	119.6	26.936	12.720	131.3	11.626	25.522	99.1	1:37.716 (2)	91.63	0.496	09:21:55.578
5-	20.933	121.1	26.570	12.671	131.5	11.759	25.287	99.4	1:37.220 (1)	92.10		09:23:32.798

WARM UP - SECTOR ANALYSIS



SECTOR 1 = FL to I1, SECTOR 2 = I1 to I2, SECTOR 3 = I2 to I3, SECTOR 4 = I3 to I4, SECTOR 5 = I4 to FL, DIFF = Difference To Personal Best Lap, P = Crossed Finish Line in Pit Lane, D = Time Disallowed

P7 55		Harrison DESOY				Yamaha YZF-R7 - Rev2Race Yamaha						
IDEAL LAP TIME : 1:36.896		BEST LAP TIME : 1:37.547				DIFFERENCE : 0.651						
LAP	SECTOR 1	SECTOR 2	SECTOR 3	SECTOR 4	SECTOR 5	LAP TIME	MPH	DIFF	TIME OF DAY			
1-	OUTLAP	92.6	28.556	13.098	132.3	12.164	26.243	99.1		09:17:02.223		
2-	21.709	106.8	27.096	12.962	133.6	11.837	25.998	99.2	1:39.602	89.90	2.055	09:18:41.825
3-	21.380	111.4	26.793	12.609	136.1	11.657	25.409	100.0	1:37.848 (2)	91.51	0.301	09:20:19.673
4-	21.253	110.7	26.958	12.779	132.6	11.668	25.197	100.1	1:37.855 (3)	91.50	0.308	09:21:57.528
5-	21.180	112.4	26.404	12.667	133.6	11.506	25.790	99.4	1:37.547 (1)	91.79		09:23:35.075

P8 59		Robert VAREY				Yamaha YZF-R7 - Stanford Fastline						
IDEAL LAP TIME : 1:37.840		BEST LAP TIME : 1:37.887				DIFFERENCE : 0.047						
LAP	SECTOR 1	SECTOR 2	SECTOR 3	SECTOR 4	SECTOR 5	LAP TIME	MPH	DIFF	TIME OF DAY			
1-	OUTLAP	105.3	27.885	13.148	128.3	12.554	26.300	97.6				09:17:34.746
2-	21.822	101.0	27.532	12.671	132.1	12.473	25.831	99.2	1:40.329	89.25	2.442	09:19:15.075
3-	21.272	111.1	26.729	12.595	132.3	12.131	25.678	100.7	1:38.405 (2)	90.99	0.518	09:20:53.480
4-	21.091	113.9	26.707	12.605	131.3	11.899	25.585	100.7	1:37.887 (1)	91.47		09:22:31.367
5-	21.306	107.8	26.944	12.768	130.0	12.019	25.548	98.8	1:38.585 (3)	90.82	0.698	09:24:09.952

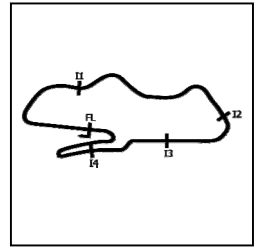
P9 67		Jacob STEPHENSON				Yamaha YZF-R7 - Rev2Race Yamaha						
IDEAL LAP TIME : 1:38.091		BEST LAP TIME : 1:38.110				DIFFERENCE : 0.019						
LAP	SECTOR 1	SECTOR 2	SECTOR 3	SECTOR 4	SECTOR 5	LAP TIME	MPH	DIFF	TIME OF DAY			
1-	OUTLAP	98.3	28.874	13.468	127.5	12.327	25.924	98.2				09:18:00.790
2-	21.810	102.4	27.412	13.113	129.3	11.951	25.582	98.6	1:39.868	89.66	1.758	09:19:40.658
3-	21.499	107.3	27.033	12.925	130.0	11.721	25.385	98.2	1:38.563 (2)	90.85	0.453	09:21:19.221
4-	21.338	111.6	26.802	12.913	130.0	11.740	25.317	99.1	1:38.110 (1)	91.26		09:22:57.331
5-	21.475	108.2	27.069	12.965	130.0	11.997	25.792	97.1	1:39.298 (3)	90.17	1.188	09:24:36.629

P10 85		Jayden MARTIN				Triumph Daytona 660 - MIH Solutions / Macadam Racing Trium						
IDEAL LAP TIME : 1:37.827		BEST LAP TIME : 1:38.222				DIFFERENCE : 0.395						
LAP	SECTOR 1	SECTOR 2	SECTOR 3	SECTOR 4	SECTOR 5	LAP TIME	MPH	DIFF	TIME OF DAY			
1-	OUTLAP	114.9	27.969	13.024	134.4	13.134	26.195	97.6				09:16:48.588
2-	21.306	112.2	27.188	12.870	134.7	12.401	26.114	98.1	1:39.879	89.65	1.657	09:18:28.467
3-	21.128	116.9	26.869	12.697	134.4	12.131	25.988	99.4	1:38.813 (2)	90.62	0.591	09:20:07.280
4-	21.160	111.6	27.152	12.709	136.3	11.969	26.488	98.6	1:39.478 (3)	90.01	1.256	09:21:46.758
5-	21.076	119.4	27.078	12.883	132.8	11.732	25.453	100.1	1:38.222 (1)	91.16		09:23:24.980

P11 28		Alfie DAVIDSON				Aprilia RS660 - IN Competition / SENCAT Aprilia						
IDEAL LAP TIME : 1:38.073		BEST LAP TIME : 1:38.323				DIFFERENCE : 0.250						
LAP	SECTOR 1	SECTOR 2	SECTOR 3	SECTOR 4	SECTOR 5	LAP TIME	MPH	DIFF	TIME OF DAY			
1-	OUTLAP	102.7	29.170	13.270	131.5	12.681	27.436	98.1				09:16:59.316
2-	21.920	114.7	27.704	12.755	135.8	12.181	26.519	100.9	1:41.079	88.58	2.756	09:18:40.395
3-	21.124	113.9	27.544	12.828	134.4	12.000	26.166	100.7	1:39.662 (3)	89.84	1.339	09:20:20.057
4-	21.220	113.1	27.020	12.700	134.4	11.840	25.770	100.3	1:38.550 (2)	90.86	0.227	09:21:58.607
5-	21.063	117.1	26.736	12.692	133.9	11.812	26.020	99.8	1:38.323 (1)	91.07		09:23:36.930

P12 17		Zak SHELTON				Aprilia RS660 - XMT Racing						
IDEAL LAP TIME : 1:38.319		BEST LAP TIME : 1:38.325				DIFFERENCE : 0.006						
LAP	SECTOR 1	SECTOR 2	SECTOR 3	SECTOR 4	SECTOR 5	LAP TIME	MPH	DIFF	TIME OF DAY			
1-	OUTLAP	99.8	28.867	13.092	132.3	12.319	26.556	98.1				09:16:47.989
2-	21.650	111.4	27.270	12.719	133.4	11.961	25.799	98.6	1:39.399	90.08	1.074	09:18:27.388
3-	21.405	112.7	27.134	12.950	132.6	11.892	25.899	98.5	1:39.280 (3)	90.19	0.955	09:20:06.668
4-	21.350	113.1	26.907	12.771	131.3	11.677	25.698	99.7	1:38.403 (2)	90.99	0.078	09:21:45.071
5-	21.342	113.3	26.900	12.704	131.8	11.675	25.704	99.5	1:38.325 (1)	91.06		09:23:23.396

WARM UP - SECTOR ANALYSIS



SECTOR 1 = FL to I1, SECTOR 2 = I1 to I2, SECTOR 3 = I2 to I3, SECTOR 4 = I3 to I4, SECTOR 5 = I4 to FL, DIFF = Difference To Personal Best Lap, P = Crossed Finish Line in Pit Lane, D = Time Disallowed

P13		4		Jack SMITH		Aprilia RS660 - Woodland Racing						
IDEAL LAP TIME :		1:38.571		BEST LAP TIME :		1:38.615		DIFFERENCE : 0.044				
LAP	SECTOR 1	SECTOR 2	SECTOR 3	SECTOR 4	SECTOR 5	LAP TIME	MPH	DIFF	TIME OF DAY			
1-	OUTLAP	95.5	29.030	13.458	134.2	12.536	26.842	98.2		09:16:47.141		
2-	21.547	108.7	27.412	12.855	133.6	12.306	25.914	99.4	1:40.034	89.51	1.419	09:18:27.175
3-	21.279	109.4	27.406	12.838	131.0	12.016	26.286	99.7	1:39.825 (3)	89.70	1.210	09:20:07.000
4-	21.325	111.8	27.140	12.756	133.1	11.940	25.897	100.1	1:39.058 (2)	90.39	0.443	09:21:46.058
5-	21.187	112.9	26.949	12.707	133.6	11.984	25.788	99.2	1:38.615 (1)	90.80		09:23:24.673

P14		89		Taylor MORETON		Suzuki GSX8R - Powerslide Motorcycles by Sublime Suzuki						
IDEAL LAP TIME :		1:38.721		BEST LAP TIME :		1:38.807		DIFFERENCE : 0.086				
LAP	SECTOR 1	SECTOR 2	SECTOR 3	SECTOR 4	SECTOR 5	LAP TIME	MPH	DIFF	TIME OF DAY			
1-	OUTLAP	100.4	29.252	13.307	129.8	12.444	26.536	99.7		09:16:46.283		
2-	21.708	114.3	27.362	13.072	130.0	12.915	26.393	100.4	1:41.450	88.26	2.643	09:18:27.733
3-	21.600	116.9	26.921	12.702	135.8	12.298	26.309	100.3	1:39.830 (3)	89.69	1.023	09:20:07.563
4-	21.275	115.5	27.027	12.648	135.0	12.082	26.383	100.4	1:39.415 (2)	90.07	0.608	09:21:46.978
5-	21.309	118.9	26.848	12.700	133.6	12.065	25.885	99.8	1:38.807 (1)	90.62		09:23:25.785

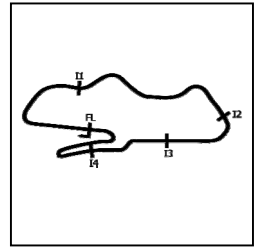
P15		51		Rossi BANHAM		Yamaha YZF-R7 - RB Racing						
IDEAL LAP TIME :		1:38.417		BEST LAP TIME :		1:38.837		DIFFERENCE : 0.420				
LAP	SECTOR 1	SECTOR 2	SECTOR 3	SECTOR 4	SECTOR 5	LAP TIME	MPH	DIFF	TIME OF DAY			
1-	OUTLAP	104.0	28.409	13.014	132.8	12.129	26.102	99.8		09:17:21.815		
2-	21.466	105.8	27.663	13.048	132.8	11.935	25.772	99.7	1:39.884	89.64	1.047	09:19:01.699
3-	21.544	109.8	27.312	13.019	132.1	11.791	25.724	98.6	1:39.390 (3)	90.09	0.553	09:20:41.089
4-	21.419	111.2	27.064	12.983	131.5	11.734	25.653	99.1	1:38.853 (2)	90.58	0.016	09:22:19.942
5-	21.584	108.0	27.296	13.006	131.5	11.668	25.283	99.4	1:38.837 (1)	90.59		09:23:58.779

P16		71		Maximus HARDY		Triumph Daytona 660 - Hardy Racing						
IDEAL LAP TIME :		1:39.461		BEST LAP TIME :		1:39.677		DIFFERENCE : 0.216				
LAP	SECTOR 1	SECTOR 2	SECTOR 3	SECTOR 4	SECTOR 5	LAP TIME	MPH	DIFF	TIME OF DAY			
1-	OUTLAP	96.9	29.111	13.305	131.3	19.084	29.133	96.4		09:16:57.331		
2-	22.070	106.8	28.352	13.277	129.0	12.227	26.617	98.1	1:42.543	87.32	2.866	09:18:39.874
3-	21.460	113.5	27.692	12.882	131.3	12.350	26.831	98.5	1:41.215 (3)	88.46	1.538	09:20:21.089
4-	21.434	112.7	27.379	12.885	131.5	12.068	25.911	98.5	1:39.677 (1)	89.83		09:22:00.766
5-	21.342	110.3	27.329	12.932	131.0	11.997	26.785	96.0	1:40.385 (2)	89.20	0.708	09:23:41.151

P17		6		Jack KNIGHTS		Aprilia RS660 - BlueMotion Racing						
IDEAL LAP TIME :		1:39.551		BEST LAP TIME :		1:39.795		DIFFERENCE : 0.244				
LAP	SECTOR 1	SECTOR 2	SECTOR 3	SECTOR 4	SECTOR 5	LAP TIME	MPH	DIFF	TIME OF DAY			
1-	OUTLAP	96.2	29.876	13.703	126.3	12.762	27.353	96.5		09:17:26.679		
2-	22.273	100.1	28.583	13.249	128.0	12.411	26.406	96.5	1:42.922	87.00	3.127	09:19:09.601
3-	21.736	110.3	27.699	12.984	129.0	12.398	26.510	96.6	1:41.327 (3)	88.37	1.532	09:20:50.928
4-	21.512	113.1	27.271	12.954	128.8	12.411	26.192	98.5	1:40.340 (2)	89.24	0.545	09:22:31.268
5-	21.756	108.0	27.042	12.849	130.5	12.183	25.965	98.1	1:39.795 (1)	89.72		09:24:11.063

P18		23		Joe ELLIS		Aprilia RS660 - JPR						
IDEAL LAP TIME :		1:39.817		BEST LAP TIME :		1:40.075		DIFFERENCE : 0.258				
LAP	SECTOR 1	SECTOR 2	SECTOR 3	SECTOR 4	SECTOR 5	LAP TIME	MPH	DIFF	TIME OF DAY			
1-	OUTLAP	97.6	29.823	13.323	131.0	12.344	28.327	97.2		09:17:00.882		
2-	22.142	109.4	28.069	13.307	131.8	12.118	26.678	97.5	1:42.314 (3)	87.51	2.239	09:18:43.196
3-	21.708	114.7	26.985	13.016	130.3	12.056	26.605	98.3	1:40.370 (2)	89.21	0.295	09:20:23.566
4-	21.781	109.4	26.903	12.863	130.3	11.950	26.578	96.6	1:40.075 (1)	89.47		09:22:03.641

WARM UP - SECTOR ANALYSIS



SECTOR 1 = FL to I1, SECTOR 2 = I1 to I2, SECTOR 3 = I2 to I3, SECTOR 4 = I3 to I4, SECTOR 5 = I4 to FL, DIFF = Difference To Personal Best Lap, P = Crossed Finish Line in Pit Lane, D = Time Disallowed

P19 60		Lennon DOCHERTY				Kawasaki Ninja 650 - Sycmirrus Motorsport						
IDEAL LAP TIME : 1:40.163		BEST LAP TIME : 1:40.276				DIFFERENCE : 0.113						
LAP	SECTOR 1	SECTOR 2	SECTOR 3	SECTOR 4	SECTOR 5	LAP TIME	MPH	DIFF	TIME OF DAY			
1-	OUTLAP	101.5	29.585	13.521	126.6	14.060	27.029	96.0		09:17:08.023		
2-	22.220	88.1	29.140	13.288	129.8	12.757	39.424	96.0	1:56.829	76.64	16.553	09:19:04.852
3-	22.248	110.1	27.872	13.100	127.0	12.499	26.215	96.2	1:41.934 (3)	87.84	1.658	09:20:46.786
4-	21.764	112.9	27.479	13.044	126.8	12.274	26.135	96.6	1:40.696 (2)	88.92	0.420	09:22:27.482
5-	21.504	108.2	27.405	12.974	126.8	12.387	26.006	96.5	1:40.276 (1)	89.29		09:24:07.758

P20 77		Oliver MORGAN-EDWARDS				Aprilia RS660 - OME Racing						
IDEAL LAP TIME : 1:39.953		BEST LAP TIME : 1:40.346				DIFFERENCE : 0.393						
LAP	SECTOR 1	SECTOR 2	SECTOR 3	SECTOR 4	SECTOR 5	LAP TIME	MPH	DIFF	TIME OF DAY			
1-	OUTLAP	99.7	29.168	13.280	130.0	12.843	26.997	96.1		09:17:30.247		
2-	22.062	102.6	28.303	13.182	128.5	12.487	26.192	97.1	1:42.226	87.59	1.880	09:19:12.473
3-	21.798	106.5	27.566	12.937	129.8	12.387	26.163	97.2	1:40.851 (3)	88.78	0.505	09:20:53.324
4-	21.860	109.8	27.320	12.868	130.5	12.383	25.915	97.1	1:40.346 (1)	89.23		09:22:33.670
5-	21.771	107.2	27.525	12.948	128.5	12.079	26.283	97.5	1:40.606 (2)	89.00	0.260	09:24:14.276

P21 10		Kieran KENT				Kawasaki Ninja 650 - Sycmirrus Motorsport						
IDEAL LAP TIME : 1:40.313		BEST LAP TIME : 1:40.591				DIFFERENCE : 0.278						
LAP	SECTOR 1	SECTOR 2	SECTOR 3	SECTOR 4	SECTOR 5	LAP TIME	MPH	DIFF	TIME OF DAY			
1-	OUTLAP	92.1	29.289	13.021	129.5	13.066	27.538	96.6		09:17:04.871		
2-	21.799	103.8	28.277	12.939	127.8	13.561	28.469	96.1	1:45.045	85.24	4.454	09:18:49.916
3-	21.844	110.0	27.591	12.957	124.5	11.939	26.260	96.2	1:40.591 (1)	89.01		09:20:30.507
4-	22.528	101.0	28.614	12.929	127.5	12.285	27.936	96.8	1:44.292 (3)	85.85	3.701	09:22:14.799
5-	21.754	107.3	27.813	12.889	124.5	12.040	26.140	94.9	1:40.636 (2)	88.97	0.045	09:23:55.435

P22 74		Finn SMART-WEEDEN				Aprilia RS660 - Definitive Racing						
IDEAL LAP TIME : 1:40.404		BEST LAP TIME : 1:40.737				DIFFERENCE : 0.333						
LAP	SECTOR 1	SECTOR 2	SECTOR 3	SECTOR 4	SECTOR 5	LAP TIME	MPH	DIFF	TIME OF DAY			
1-	OUTLAP	96.0	29.007	12.954	135.2	12.612	27.167	99.1		09:20:22.329		
2-	21.556	111.8	27.469	12.877	132.8	12.413	26.422	99.7	1:40.737 (1)	88.88		09:22:03.066
3-	21.661	112.7	27.284	12.881	132.6	12.265	26.755	98.9	1:40.846 (2)	88.79	0.109	09:23:43.912

P23 69		Joshua PROUDFOOT				Yamaha YZF-R7 - Rev2Race Yamaha						
IDEAL LAP TIME : 1:40.941		BEST LAP TIME : 1:41.019				DIFFERENCE : 0.078						
LAP	SECTOR 1	SECTOR 2	SECTOR 3	SECTOR 4	SECTOR 5	LAP TIME	MPH	DIFF	TIME OF DAY			
1-	OUTLAP	98.2	29.360	13.780	125.9	12.946	27.043	96.1		09:18:13.455		
2-	22.500	96.6	29.060	13.541	126.3	12.423	26.665	95.8	1:44.189 (3)	85.94	3.170	09:19:57.644
3-	22.307	100.9	28.317	13.343	128.8	12.356	26.109	97.8	1:42.432 (2)	87.41	1.413	09:21:40.076
4-	21.903	105.3	27.529	13.195	127.5	12.434	25.958	97.6	1:41.019 (1)	88.64		09:23:21.095

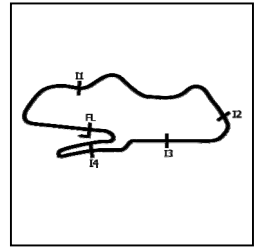
P24 26		Del DOWDS				Suzuki GSX8R - Powerslide Motorcycles by Sublime Suzuki						
IDEAL LAP TIME : 1:40.352		BEST LAP TIME : 1:41.543				DIFFERENCE : 1.191						
LAP	SECTOR 1	SECTOR 2	SECTOR 3	SECTOR 4	SECTOR 5	LAP TIME	MPH	DIFF	TIME OF DAY			
1-	OUTLAP	98.3	29.495	13.184	129.0	13.064	26.416	97.5		09:16:47.550		
2-	21.849	110.5	27.324	12.895	130.5	12.786	27.142	96.9	1:41.996 (3)	87.79	0.453	09:18:29.546
3-	21.602	112.4	27.818	13.015	130.0	12.361	27.426	96.8	1:42.222	87.59	0.679	09:20:11.768
4-	21.948	111.1	27.594	13.085	128.5	12.497	26.520	96.9	1:41.644 (2)	88.09	0.101	09:21:53.412
5-	21.789	110.9	28.118	13.105	129.8	12.308	26.223	97.1	1:41.543 (1)	88.18		09:23:34.955

MCRCB BULLETIN TK296

2024 Bennetts British Superbike Championship - Round 10

2024 Pirelli National Sportbike with Moneybarn Vehicle Finance

WARM UP - SECTOR ANALYSIS



SECTOR 1 = FL to I1, SECTOR 2 = I1 to I2, SECTOR 3 = I2 to I3, SECTOR 4 = I3 to I4, SECTOR 5 = I4 to FL, DIFF = Difference To Personal Best Lap, P = Crossed Finish Line in Pit Lane, D = Time Disallowed

P25 20		Jack MUIR			Aprilia RS660 - Jack Muir Racing							
IDEAL LAP TIME : 1:41.089		BEST LAP TIME : 1:41.599			DIFFERENCE : 0.510							
LAP	SECTOR 1	SECTOR 2	SECTOR 3	SECTOR 4	SECTOR 5	LAP TIME	MPH	DIFF	TIME OF DAY			
1-	OUTLAP	105.0	28.963	13.307	127.8	13.909	27.603	97.5		09:16:53.203		
2-	22.287	110.3	28.077	13.168	129.0	13.236	26.633	98.2	1:43.401 (3)	86.59	1.802	09:18:36.604
3-	21.996	106.5	27.963	13.095	128.3	12.579	26.679	98.1	1:42.312 (2)	87.52	0.713	09:20:18.916
4-	21.792	110.0	27.645	12.802	135.0	16.020	27.909	98.1	1:46.168 D	84.34	4.569	09:22:05.084
5-	21.847	104.8	27.951	12.951	129.8	12.524	26.326	97.6	1:41.599 (1)	88.13		09:23:46.683

P26 56		Charlie ATKINS			Kawasaki Ninja 650 - Sycmirus Motorsport							
IDEAL LAP TIME : 1:40.213		BEST LAP TIME : 1:41.851			DIFFERENCE : 1.638							
LAP	SECTOR 1	SECTOR 2	SECTOR 3	SECTOR 4	SECTOR 5	LAP TIME	MPH	DIFF	TIME OF DAY			
1-	OUTLAP	94.3	29.978	13.158	131.3	12.522	27.043	98.2				09:16:58.991
2-	21.849	108.2	27.795	12.991	132.3	11.984	27.232	100.6	1:41.851 (1)	87.91		09:18:40.842

P27 61		Cameron HARRIS			Aprilia RS660 - Harris Racing / PW Gates							
IDEAL LAP TIME : 1:42.033		BEST LAP TIME : 1:42.082			DIFFERENCE : 0.049							
LAP	SECTOR 1	SECTOR 2	SECTOR 3	SECTOR 4	SECTOR 5	LAP TIME	MPH	DIFF	TIME OF DAY			
1-	OUTLAP	98.6	29.230	13.388	130.8	25.664	32.252	96.5				09:17:06.935
2-	22.957	92.5	29.360	13.378	129.5	13.005	27.110	97.2	1:45.810	84.62	3.728	09:18:52.745
3-	22.264	106.6	28.328	13.359	128.0	12.499	26.381	97.2	1:42.831 (2)	87.07	0.749	09:20:35.576
4-	22.056	107.5	27.993	13.318	127.5	12.285	26.430	97.8	1:42.082 (1)	87.71		09:22:17.658
5-	22.286	95.4	29.016	13.335	130.3	12.396	26.860	96.1	1:43.893 (3)	86.18	1.811	09:24:01.551

P28 44		Sam GREEN			Aprilia RS660 - Bruce Racing							
IDEAL LAP TIME : 1:41.063		BEST LAP TIME : 1:43.197			DIFFERENCE : 2.134							
LAP	SECTOR 1	SECTOR 2	SECTOR 3	SECTOR 4	SECTOR 5	LAP TIME	MPH	DIFF	TIME OF DAY			
1-	OUTLAP	108.0	28.466	13.441	128.3	12.806	26.324	97.2				09:17:27.532
2-	22.107	104.8	28.619	13.288	129.0	12.901	26.282	96.8	1:43.197 (1)	86.77		09:19:10.729
3-	21.913	101.5	27.668	13.090	130.0	12.368	30.033	97.1	1:45.072 (2)	85.22	1.875	09:20:55.801
4-	22.660	110.5	27.410	13.105	129.5	12.380	IN PIT		1:46.884 P	83.77	3.687	09:22:42.685

P29 11		Sean O'REILLY			Aprilia RS660 - Moto Muzzi Racing Aprilia							
IDEAL LAP TIME : 1:44.711		BEST LAP TIME : 1:44.979			DIFFERENCE : 0.268							
LAP	SECTOR 1	SECTOR 2	SECTOR 3	SECTOR 4	SECTOR 5	LAP TIME	MPH	DIFF	TIME OF DAY			
1-	OUTLAP	103.0	29.999	14.080	123.1	13.639	27.911	95.3				09:17:28.273
2-	22.979	93.0	29.343	13.609	127.0	13.210	27.409	95.4	1:46.550 (3)	84.03	1.571	09:19:14.823
3-	22.628	108.5	28.515	13.444	126.6	13.109	28.816	94.5	1:46.512 (2)	84.06	1.533	09:21:01.335
4-	22.454	108.7	28.558	13.449	124.9	12.889	27.629	95.0	1:44.979 (1)	85.29		09:22:46.314
5-	22.903	97.9	29.009	13.548	124.7	13.158	IN PIT		1:52.209 P	79.80	7.230	09:24:38.523

P30 29		Aaron DAYKIN			Aprilia RS660 - 929 Racing							
IDEAL LAP TIME : 1:44.470		BEST LAP TIME : 1:45.204			DIFFERENCE : 0.734							
LAP	SECTOR 1	SECTOR 2	SECTOR 3	SECTOR 4	SECTOR 5	LAP TIME	MPH	DIFF	TIME OF DAY			
1-	OUTLAP	101.3	29.528	13.481	126.6	13.293	27.764	97.3				09:17:31.478
2-	22.127	98.2	29.217	13.266	128.5	13.036	27.754	97.6	1:45.400 (3)	84.95	0.196	09:19:16.878
3-	22.448	98.2	28.655	13.142	129.5	13.381	27.595	97.6	1:45.221 (2)	85.10	0.017	09:21:02.099
4-	22.409	101.2	28.796	13.142	129.8	13.087	27.770	97.8	1:45.204 (1)	85.11		09:22:47.303
5-	22.761	95.3	29.154	13.316	129.5	12.951	28.102	97.2	1:46.284	84.25	1.080	09:24:33.587

P31 88		Sergio ROMERO			Triumph Daytona 660 - Macadam Triumph Racing							
IDEAL LAP TIME : 1:50.181		BEST LAP TIME :			DIFFERENCE :							
LAP	SECTOR 1	SECTOR 2	SECTOR 3	SECTOR 4	SECTOR 5	LAP TIME	MPH	DIFF	TIME OF DAY			
1-	OUTLAP	95.5	31.010	14.040	128.0	14.024	28.652	97.6				09:17:00.158

MCRCB BULLETIN TK297

2024 Bennetts British Superbike Championship - Round 10

2024 Pirelli National Sportbike with Moneybarn Vehicle Finance

WARM UP - BEST SECTORS

SECTOR 1		SECTOR 2		SECTOR 3		SECTOR 4		SECTOR 5		IDEAL / BEST COMPARISON											
POS	NO	TIME	NO	TIME	NO	TIME	NO	TIME	NO	TIME	POS	NO	NAME	IDEAL	BEST	DIFF					
														PERFECT LAP	1:35.833						
1	76	STE	20.747	76	STE	26.392	76	STE	12.474	8	BAR	11.421	13	COL	24.799	1	13	COLOMBI	1:36.157	1:36.191	0.034
2	13	COL	20.773	55	DES	26.404	25	STR	12.546	76	STE	11.446	25	STR	25.122	2	76	STEPHENSON	1:36.346	1:36.594	0.248
3	25	STR	20.815	47	COO	26.450	47	COO	12.555	13	COL	11.448	8	BAR	25.139	3	25	STRUDWICK	1:36.514	1:36.662	0.148
4	34	SIL	20.905	8	BAR	26.484	59	VAR	12.595	55	DES	11.506	55	DES	25.197	4	47	COOPER	1:36.872	1:36.940	0.068
5	47	COO	20.906	25	STR	26.520	13	COL	12.607	25	STR	11.511	47	COO	25.273	5	55	DESSOY	1:36.896	1:37.547	0.651
6	28	DAV	21.063	13	COL	26.530	55	DES	12.609	34	SIL	11.626	51	BAN	25.283	6	8	BARNES	1:37.014	1:37.201	0.187
7	85	MAR	21.076	34	SIL	26.570	56	ATK	12.632	51	BAN	11.668	76	STE	25.287	7	34	SILVESTER	1:37.025	1:37.220	0.195
8	59	VAR	21.091	59	VAR	26.707	8	BAR	12.637	17	SHE	11.675	34	SIL	25.287	8	85	MARTIN	1:37.827	1:38.222	0.395
9	55	DES	21.180	28	DAV	26.736	34	SIL	12.637	47	COO	11.688	67	STE	25.317	9	59	VAREY	1:37.840	1:37.887	0.047
10	4	SMI	21.187	67	STE	26.802	89	MOR	12.648	67	STE	11.721	85	MAR	25.453	10	28	DAVIDSON	1:38.073	1:38.323	0.250
11	56	ATK	21.250	89	MOR	26.848	28	DAV	12.692	85	MAR	11.732	59	VAR	25.548	11	67	STEPHENSON	1:38.091	1:38.110	0.019
12	89	MOR	21.275	85	MAR	26.869	85	MAR	12.697	28	DAV	11.812	17	SHE	25.698	12	17	SHELTON	1:38.319	1:38.325	0.006
13	8	BAR	21.333	17	SHE	26.900	17	SHE	12.704	59	VAR	11.899	28	DAV	25.770	13	51	BANHAM	1:38.417	1:38.837	0.420
14	67	STE	21.338	23	ELL	26.903	4	SMI	12.707	10	KEN	11.939	4	SMI	25.788	14	4	SMITH	1:38.571	1:38.615	0.044
15	17	SHE	21.342	4	SMI	26.949	20	MUI	12.802	4	SMI	11.940	89	MOR	25.885	15	89	MORETON	1:38.721	1:38.807	0.086
16	71	HAR	21.342	6	KNI	27.042	6	KNI	12.849	23	ELL	11.950	71	HAR	25.911	16	71	HARDY	1:39.461	1:39.677	0.216
17	51	BAN	21.419	51	BAN	27.064	23	ELL	12.863	56	ATK	11.984	77	MOR	25.915	17	6	KNIGHTS	1:39.551	1:39.795	0.244
18	60	DOC	21.504	74	SMA	27.284	77	MOR	12.868	71	HAR	11.997	69	PRO	25.958	18	23	ELLIS	1:39.817	1:40.075	0.258
19	6	KNI	21.512	56	ATK	27.304	74	SMA	12.877	89	MOR	12.065	6	KNI	25.965	19	77	MORGAN-EDWARDS	1:39.953	1:40.346	0.393
20	23	ELL	21.523	77	MOR	27.320	71	HAR	12.882	77	MOR	12.079	60	DOC	26.006	20	60	DOCHERTY	1:40.163	1:40.276	0.113
21	74	SMA	21.556	26	DOW	27.324	10	KEN	12.889	6	KNI	12.183	10	KEN	26.140	21	56	ATKINS	1:40.213	1:41.851	1.638
22	26	DOW	21.602	71	HAR	27.329	26	DOW	12.895	74	SMA	12.265	26	DOW	26.223	22	10	KENT	1:40.313	1:40.591	0.278
23	10	KEN	21.754	60	DOC	27.405	67	STE	12.913	60	DOC	12.274	44	GRE	26.282	23	26	DOWDS	1:40.352	1:41.543	1.191
24	77	MOR	21.771	44	GRE	27.410	60	DOC	12.974	61	HAR	12.285	20	MUI	26.326	24	74	SMART-WEEDEN	1:40.404	1:40.737	0.333
25	20	MUI	21.792	69	PRO	27.529	51	BAN	12.983	26	DOW	12.308	61	HAR	26.381	25	69	PROUDFOOT	1:40.941	1:41.019	0.078
26	69	PRO	21.903	10	KEN	27.591	44	GRE	13.090	69	PRO	12.356	74	SMA	26.422	26	44	GREEN	1:41.063	1:43.197	2.134
27	44	GRE	21.913	20	MUI	27.645	29	DAY	13.142	44	GRE	12.368	23	ELL	26.578	27	20	MUIR	1:41.089	1:41.599	0.510
28	61	HAR	22.056	61	HAR	27.993	69	PRO	13.195	20	MUI	12.524	56	ATK	27.043	28	61	HARRIS	1:42.033	1:42.082	0.049
29	29	DAY	22.127	11	O'R	28.515	61	HAR	13.318	11	O'R	12.889	11	O'R	27.409	29	29	DAYKIN	1:44.470	1:45.204	0.734
30	11	O'R	22.454	29	DAY	28.655	11	O'R	13.444	29	DAY	12.951	29	DAY	27.595	30	11	O'REILLY	1:44.711	1:44.979	0.268
31	88	ROM	22.455	88	ROM	31.010	88	ROM	14.040	88	ROM	14.024	88	ROM	28.652	31	88	ROMERO	1:50.181		

MCRCB BULLETIN TK298**2024 Bennetts British Superbike Championship - Round 10****2024 Pirelli National Sportbike with Moneybarn Vehicle Finance****WARM UP - BEST SPEEDS**

POS	INTERMEDIATE 1			INTERMEDIATE 2			INTERMEDIATE 3			INTERMEDIATE 4			FINISH LINE		
	NO	NAME	MPH	NO	NAME	MPH	NO	NAME	MPH	NO	NAME	MPH	NO	NAME	MPH
1	13	COLOMBI	122.2				34	SILVESTER	136.3				47	COOPER	102.9
2	34	SILVESTER	121.1				85	MARTIN	136.3				13	COLOMBI	101.9
3	85	MARTIN	119.4				55	DESSOY	136.1				76	STEPHENSON	101.3
4	89	MORETON	118.9				13	COLOMBI	135.8				28	DAVIDSON	100.9
5	76	STEPHENSON	118.1				28	DAVIDSON	135.8				25	STRUDWICK	100.7
6	28	DAVIDSON	117.1				89	MORETON	135.8				59	VAREY	100.7
7	25	STRUDWICK	115.7				76	STEPHENSON	135.5				56	ATKINS	100.6
8	47	COOPER	115.7				74	SMART-WEEDEN	135.2				89	MORETON	100.4
9	23	ELLIS	114.7				47	COOPER	135.0				34	SILVESTER	100.1
10	59	VAREY	113.9				20	MUIR	135.0				55	DESSOY	100.1
11	71	HARDY	113.5				56	ATKINS	135.0				85	MARTIN	100.1
12	17	SHELTON	113.3				25	STRUDWICK	134.4				4	SMITH	100.1
13	6	KNIGHTS	113.1				4	SMITH	134.2				8	BARNES	100.0
14	8	BARNES	112.9				17	SHELTON	133.4				51	BANHAM	99.8
15	4	SMITH	112.9				51	BANHAM	132.8				17	SHELTON	99.7
16	60	DOCHERTY	112.9				59	VAREY	132.3				74	SMART-WEEDEN	99.7
17	74	SMART-WEEDEN	112.7				23	ELLIS	131.8				67	STEPHENSON	99.1
18	55	DESSOY	112.4				8	BARNES	131.5				71	HARDY	98.5
19	26	DOWDS	112.4				71	HARDY	131.5				6	KNIGHTS	98.5
20	67	STEPHENSON	111.6				61	HARRIS	130.8				23	ELLIS	98.3
21	51	BANHAM	111.2				6	KNIGHTS	130.5				20	MUIR	98.2
22	44	GREEN	110.5				77	MORGAN-EDWARDS	130.5				69	PROUDFOOT	97.8
23	20	MUIR	110.3				26	DOWDS	130.5				61	HARRIS	97.8
24	10	KENT	110.0				67	STEPHENSON	130.0				29	DAYKIN	97.8
25	77	MORGAN-EDWARDS	109.8				44	GREEN	130.0				88	ROMERO	97.6
26	56	ATKINS	109.6				60	DOCHERTY	129.8				77	MORGAN-EDWARDS	97.5
27	11	O'REILLY	108.7				29	DAYKIN	129.8				26	DOWDS	97.5
28	61	HARRIS	107.5				10	KENT	129.5				44	GREEN	97.2
29	69	PROUDFOOT	105.3				69	PROUDFOOT	128.8				10	KENT	96.8
30	88	ROMERO	104.2				88	ROMERO	128.0				60	DOCHERTY	96.6
31	29	DAYKIN	101.3				11	O'REILLY	127.0				11	O'REILLY	95.4

MCRCB BULLETIN TK299

2024 Bennetts British Superbike Championship - Round 10

2024 Pirelli National Sportbike with Moneybarn Vehicle Finance

WARM UP - STATISTICS

Competitors Started	31
Planned Start	2024-09-29 @ 09:15:00.000
Actual Start	2024-09-29 @ 09:15:01.455
Finish Time	2024-09-29 @ 09:23:01.455
Track Length	2.4873mi.
Total Laps	145
Total Distance Covered	360.6655mi.

Session Fastest Lap History

NO	NAME	LAP TIME	TIME OF DAY	LAP	VEHICLE
13	Edoardo COLOMBI	1:37.336	09:18:22.063	2	Aprilia RS660
13	Edoardo COLOMBI	1:36.738	09:19:58.800	3	Aprilia RS660
76	Rhys STEPHENSON	1:36.647	09:20:00.131	3	Triumph Daytona 660
13	Edoardo COLOMBI	1:36.191	09:23:12.515	5	Aprilia RS660

Flag History

TYPE	TIME OF DAY
GREEN	09:15:01.455
FINISH	09:23:01.455

Flag Statistics

TYPE	COUNT	TOTAL LAPS	TOTAL TIME
Green	1	5	11:23.149
Red	0	0	0.000
Safety Car	0	0	0.000
FCY	0	0	0.000

MCRCB BULLETIN TK300

2024 Bennetts British Superbike Championship - Round 10

2024 Pirelli National Sportbike with Moneybarn Vehicle Finance

WARM UP - SESSION NOTES

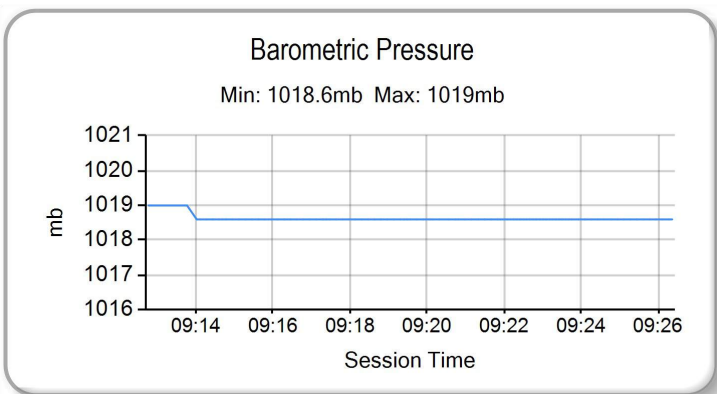
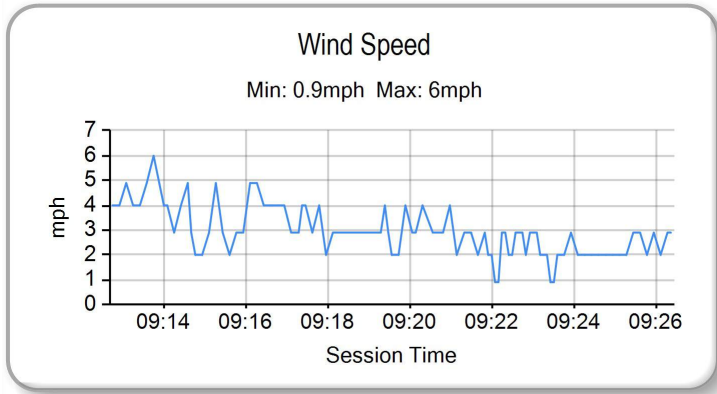
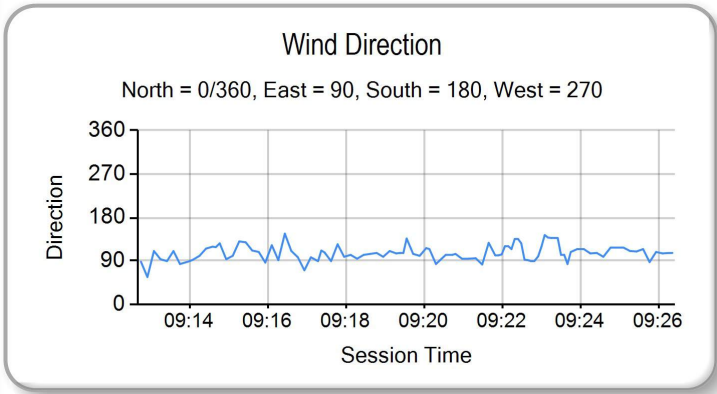
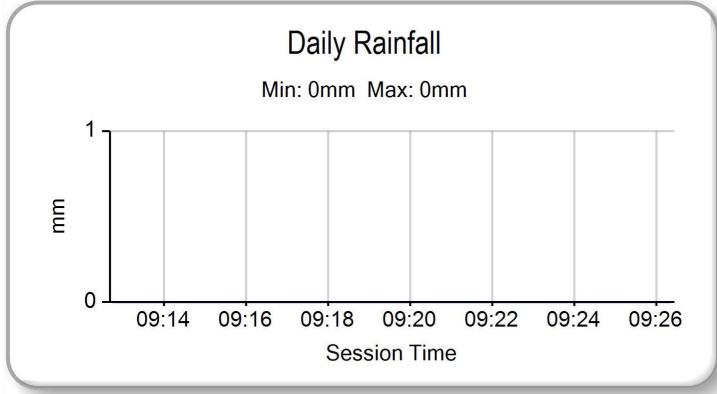
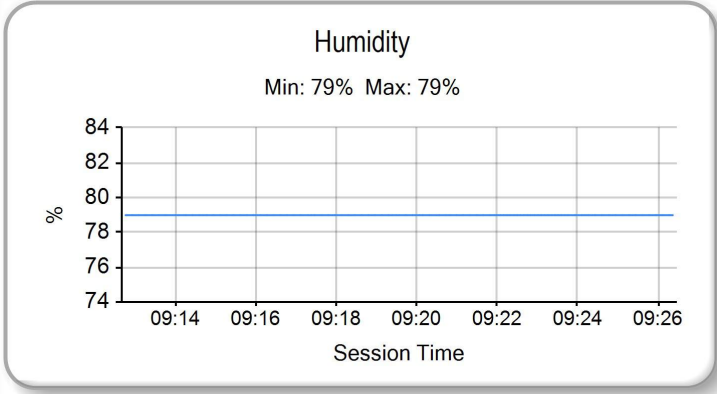
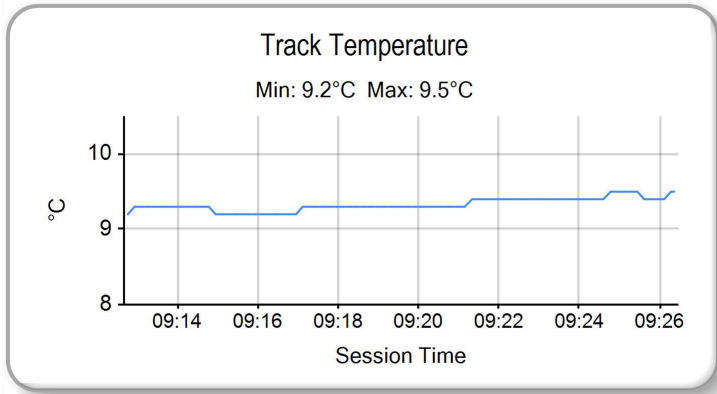
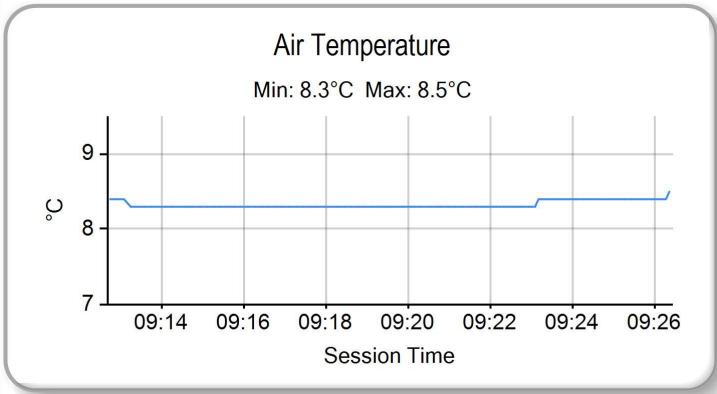
TIME	MESSAGE
09:18:08	NO.88 FALLER AT T3 CRANER CURVES - RIDER OK
09:21:14	NO.56 STOPPED TECHNICAL PROBLEM - GODDARDS
09:23:16	NO.23 FALLER AT T3 CRANER CURVES - RIDER BEING ASSESSED
09:24:49	NO. 20 - COURSE CUT T9/T10 - LAP TIME CANCELLED
09:25:06	UODATE: NO.23 - RIDER OK

MCRCB BULLETIN TK301

2024 Bennetts British Superbike Championship - Round 10

2024 Pirelli National Sportbike with Moneybarn Vehicle Finance

WARM UP - WEATHER CONDITIONS





ROW 11				31	88	Sergio ROMERO					
ROW 10	30	71	Maximus HARDY	29	6	Jack KNIGHTS	28	26	Del DOWDS		
ROW 9			27	10	Kieran KENT	26	20	Jack MUIR	25	60	Lennon DOCHERTY
ROW 8	24	44	Sam GREEN	23	77	Oliver MORGAN-EDWARDS	22	61	Cameron HARRIS		
ROW 7			21	29	Aaron DAYKIN	20	89	Taylor MORETON	19	11	Sean O'REILLY
ROW 6	18	69	Joshua PROUDFOOT	17	4	Jack SMITH	16	23	Joe ELLIS		
ROW 5			15	74	Finn SMART-WEEDEN	14	56	Charlie ATKINS	13	67	Jacob STEPHENSON
ROW 4	12	85	Jayden MARTIN	11	51	Rossi BANHAM	10	17	Zak SHELTON		
ROW 3			9	59	Robert VAREY	8	28	Alfie DAVIDSON	7	76	Rhys STEPHENSON
ROW 2	6	34	Aaron SILVESTER	5	55	Harrison DESSOY	4	8	Ash BARNES		
ROW 1			3	25	Thomas STRUDWICK	2	47	Richard COOPER	1	13	Edoardo COLOMBI
Pole											

Donington Park GP: 2.4873 miles

Chief Steward:	Steward:	Steward:	
----------------	----------	----------	--

Results can be found at www.tsl-timing.com

Printed - 09:25 Sunday, 29 September 2024





RACE - CLASSIFICATION

Race Distance: 12 Laps / 29.84 miles

POS	NO	NAME	NAT	ENTRY	LAPS	TIME	GAP	DIFF	MPH	BEST	ON	GRD	↑↓
1	25	Thomas STRUDWICK	GBR	Triumph Daytona 660 - TS Racing	12	19:12.539			93.11	1:35.224	7	3	2
2	13	Edoardo COLOMBI	ITA	Aprilia RS660 - Gradara Corse Asd	12	19:12.829	0.290	0.290	93.09	1:35.174	7	1	-1
3	55	Harrison DESSOY	GBR	Yamaha YZF-R7 - Rev2Race Yamaha	12	19:13.484	0.945	0.655	93.03	1:35.210	7	5	2
4	76	Rhys STEPHENSON	GBR	Triumph Daytona 660 - Rocket Racing	12	19:16.997	4.458	3.513	92.75	1:35.626	7	7	3
5	28	Alfie DAVIDSON	GBR	Aprilia RS660 - IN Competition / SENCAT Aprilia	12	19:27.096	14.557	10.099	91.95	1:36.525	3	8	3
6	34	Aaron SILVESTER	GBR	Triumph Daytona 660 - MIH Solutions / Macadam Racing Tri	12	19:29.711	17.172	2.615	91.74	1:36.384	8	6	0
7	17	Zak SHELTON	GBR	Aprilia RS660 - XMT Racing	12	19:29.854	17.315	0.143	91.73	1:35.929	12	10	3
8	51	Rossi BANHAM	GBR	Yamaha YZF-R7 - RB Racing	12	19:31.785	19.246	1.931	91.58	1:36.629	7	11	3
9	67	Jacob STEPHENSON	GBR	Yamaha YZF-R7 - Rev2Race Yamaha	12	19:34.593	22.054	2.808	91.36	1:36.940	10	13	4
10	89	Taylor MORETON	GBR	Suzuki GSX8R - Powerslide Motorcycles by Sublime Suzuki	12	19:48.855	36.316	14.262	90.26	1:38.056	4	20	10
11	71	Maximus HARDY	GBR	Triumph Daytona 660 - Hardy Racing	12	19:54.458	41.919	5.603	89.84	1:38.158	5	30	19
12	4	Jack SMITH	GBR	Aprilia RS660 - Woodland Racing	12	19:58.815	46.276	4.357	89.51	1:38.108	10	17	5
13	60	Lennon DOCHERTY	GBR	Kawasaki Ninja 650 - Symcirrus Motorsport	12	19:59.623	47.084	0.808	89.45	1:38.317	9	25	12
14	77	Oliver MORGAN-EDWARDS	GBR	Aprilia RS660 - OME Racing	12	20:00.464	47.925	0.841	89.39	1:38.664	9	23	9
15	11	Sean O'REILLY	GBR	Aprilia RS660 - Moto Muzzi Racing Aprilia	12	20:00.747	48.208	0.283	89.37	1:38.597	9	19	4
16	69	Joshua PROUDFOOT	GBR	Yamaha YZF-R7 - Rev2Race Yamaha	12	20:00.926	48.387	0.179	89.36	1:38.893	6	18	2
17	29	Aaron DAYKIN	GBR	Aprilia RS660 - 929 Racing	12	20:01.530	48.991	0.604	89.31	1:38.349	12	21	4
18	20	Jack MUIR	GBR	Aprilia RS660 - Jack Muir Racing	12	20:03.000	50.461	1.470	89.20	1:38.627	10	26	8
19	44	Sam GREEN	GBR	Aprilia RS660 - Bruce Racing	12	20:12.523	59.984	9.523	88.50	1:38.893	9	24	5
20	6	Jack KNIGHTS	GBR	Aprilia RS660 - BlueMotion Racing	12	20:14.004	1:01.465	1.481	88.39	1:39.727	10	29	9
21	10	Kieran KENT	GBR	Kawasaki Ninja 650 - Symcirrus Motorsport	12	20:14.428	1:01.889	0.424	88.36	1:39.314	10	27	6
22	26	Del DOWDS	GBR	Suzuki GSX8R - Powerslide Motorcycles by Sublime Suzuki	12	20:18.180	1:05.641	3.752	88.09	1:39.975	3	28	6
23	23	Joe ELLIS	GBR	Aprilia RS660 - JPR	12	20:32.030	1:19.491	13.850	87.10	1:40.512	2	16	-7

NOT CLASSIFIED

DNF	74	Finn SMART-WEEDEN	GBR	Aprilia RS660 - Definitive Racing	10	16:32.186	2 Laps	2 Laps	90.11	1:38.088	4	15	
DNF	61	Cameron HARRIS	GBR	Aprilia RS660 - Harris Racing / PW Gates	10	16:32.290	2 Laps	0.104	90.10	1:38.016	4	22	
DNF	8	Ash BARNES	GBR	Yamaha YZF-R7 - Raceways Yamaha	5	8:59.373	7 Laps	5 Laps	82.75	1:36.887	4	4	
DNF	47	Richard COOPER	GBR	Triumph Daytona 660 - PHR Performance Triumph	0							2	
DNF	59	Robert VAREY	GBR	Yamaha YZF-R7 - Stanford Fastline	0							9	
DNF	85	Jayden MARTIN	AUS	Triumph Daytona 660 - MIH Solutions / Macadam Racing Tri	0							12	

FASTEST LAP

13	Edoardo COLOMBI	ITA	Aprilia RS660 - Gradara Corse Asd	7	1:35.174	94.08 mph	151.41 kph
----	-----------------	-----	-----------------------------------	---	----------	-----------	------------

Weather / Track : Cloudy / Dry

These results are provisional until the conclusion of any judicial and technical matters.

Date: 29/09/2024 Start: 12:55 Finish: 13:14

Donington Park GP: 2.4873 miles

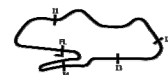
Race Director: Stuart Higgs

Stewards:

Timekeeper: Richard Evans

S. Higgs

R. EVANS



Digitally Approved at 13:25 Sunday, 29 September 2024

Digitally Approved at 13:22 Sunday, 29 September 2024

Results can be found at www.tsl-timing.com

Printed - 13:17 Sunday, 29 September 2024



MCRCB BULLETIN TK376

2024 Bennetts British Superbike Championship - Round 10

2024 Pirelli National Sportbike with Moneybarn Vehicle Finance

RACE - LAP CHART

67	22.054	1:38.024
89	36.316	1:39.041
71	41.919	1:41.695
4	46.276	1:38.472
60	47.084	1:38.849
77	47.925	1:38.981
11	48.208	1:38.604
69	48.387	1:39.157
29	48.991	1:38.349
20	50.461	1:39.093
44	59.984	1:39.818
6	1:01.465	1:39.863
10	1:01.889	1:39.979
26	1:05.641	1:40.911
23	1:19.491	1:44.142

MCRCB BULLETIN TK377

2024 Bennetts British Superbike Championship - Round 10

2024 Pirelli National Sportbike with Moneybarn Vehicle Finance

RACE - POSITION CHART

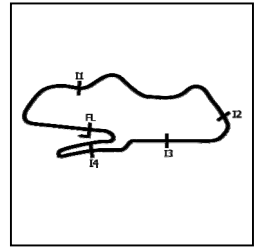
No	Name	Lap Pos	1	2	3	4	5	6	7	8	9	10	11	12
			13	COLOMBI	1	8	25	25	13	13	13	13	13	25
47	COOPER	2	25	13	13	25	25	25	25	25	13	13	13	13
25	STRUDWICK	3	76	55	55	55	55	55	55	55	55	55	55	55
8	BARNES	4	55	76	76	76	76	76	76	76	76	76	76	76
55	DESSOY	5	13	28	28	28	28	28	28	28	28	28	28	28
34	SILVESTER	6	28	8	34	34	34	34	34	34	34	34	34	34
76	STEPHENSON	7	67	51	51	51	51	51	51	51	51	51	17	17
28	DAVIDSON	8	51	34	67	67	67	67	67	67	17	17	51	51
59	VAREY	9	34	67	17	17	17	17	17	17	67	67	67	67
17	SHELTON	10	74	89	74	74	74	74	74	74	89	89	89	89
51	BANHAM	11	89	74	89	89	89	89	89	89	74	74	71	71
85	MARTIN	12	69	17	61	61	61	61	61	61	61	61	4	4
67	STEPHENSON	13	71	61	71	71	71	71	71	71	71	71	60	60
74	SMART-WEEDEN	14	23	71	69	4	4	69	69	69	77	77	77	77
23	ELLIS	15	61	69	4	69	69	77	77	77	69	69	69	11
4	SMITH	16	4	4	23	60	60	11	11	11	11	4	11	69
69	PROUDFOOT	17	20	23	60	77	77	20	20	4	4	11	29	29
11	O'REILLY	18	17	20	77	11	11	4	4	20	60	60	20	20
89	MORETON	19	11	60	20	20	20	60	60	60	20	20	44	44
29	DAYKIN	20	29	11	11	23	29	29	29	29	29	29	6	6
61	HARRIS	21	77	77	29	29	23	26	26	26	44	44	10	10
77	MORGAN-EDWARDS	22	60	29	26	26	26	10	10	6	6	6	26	26
44	GREEN	23	44	26	6	10	10	23	6	44	10	10	23	23
60	DOCHERTY	24	26	6	10	6	6	6	44	10	26	26		
20	MUIR	25	6	10	44	44	44	44	23	23	23	23		
10	KENT	26	10	44	8	8	8							
26	DOWDS	27												
6	KNIGHTS	28												
71	HARDY	29												

MCRCB BULLETIN TK378

2024 Bennetts British Superbike Championship - Round 10

2024 Pirelli National Sportbike with Moneybarn Vehicle Finance

RACE - SECTOR ANALYSIS



SECTOR 1 = FL to I1, SECTOR 2 = I1 to I2, SECTOR 3 = I2 to I3, SECTOR 4 = I3 to I4, SECTOR 5 = I4 to FL, DIFF = Difference To Personal Best Lap, P = Crossed Finish Line in Pit Lane, D = Time Disallowed

P1 25		Thomas STRUDWICK				Triumph Daytona 660 - TS Racing						
IDEAL LAP TIME : 1:34.969		BEST LAP TIME : 1:35.224				DIFFERENCE : 0.255						
LAP	SECTOR 1	SECTOR 2	SECTOR 3	SECTOR 4	SECTOR 5	LAP TIME	MPH	DIFF	TIME OF DAY			
1-		113.5	26.487	12.353	137.2	11.666	25.040	101.0	1:40.071	89.48	4.847	12:57:01.479
2-	20.762	117.9	26.543	12.553	131.8	11.479	24.949	100.3	1:36.286	92.99	1.062	12:58:37.765
3-	20.828	114.7	26.497	12.520	132.3	11.514	25.007	101.0	1:36.366	92.92	1.142	13:00:14.131
4-	20.800	117.9	26.340	12.627	131.5	11.691	24.709	100.9	1:36.167	93.11	0.943	13:01:50.298
5-	20.539	120.0	26.339	12.349	136.1	11.415	25.018	101.3	1:35.660	93.60	0.436	13:03:25.958
6-	20.579	119.4	26.134	12.393	135.0	11.440	24.706	101.3	1:35.252 (2)	94.00	0.028	13:05:01.210
7-	20.589	119.6	26.088	12.406	136.1	11.449	24.692	101.6	1:35.224 (1)	94.03		13:06:36.434
8-	20.551	120.9	26.098	12.438	133.9	11.558	24.720	101.5	1:35.365 (3)	93.89	0.141	13:08:11.799
9-	20.472	122.2	26.113	12.355	136.3	11.666	24.782	100.9	1:35.388	93.87	0.164	13:09:47.187
10-	20.593	119.8	26.179	12.539	132.1	11.383	24.856	101.0	1:35.550	93.71	0.326	13:11:22.737
11-	20.670	119.8	26.208	12.578	132.1	11.384	24.721	100.9	1:35.561	93.70	0.337	13:12:58.298
12-	20.703	118.7	26.411	12.392	133.6	11.466	24.677	101.5	1:35.649	93.61	0.425	13:14:33.947

P2 13		Edoardo COLOMBI				Aprilia RS660 - Gradara Corse Asd						
IDEAL LAP TIME : 1:34.780		BEST LAP TIME : 1:35.174				DIFFERENCE : 0.394						
LAP	SECTOR 1	SECTOR 2	SECTOR 3	SECTOR 4	SECTOR 5	LAP TIME	MPH	DIFF	TIME OF DAY			
1-		125.9	26.628	12.524	133.1	12.714	25.361	101.9	1:40.807	88.82	5.633	12:57:02.215
2-	20.770	117.1	26.382	12.413	138.6	11.818	24.825	101.6	1:36.208	93.07	1.034	12:58:38.423
3-	20.502	124.2	26.325	12.374	136.9	11.453	25.354	100.6	1:36.008	93.26	0.834	13:00:14.431
4-	20.629	118.9	26.255	12.572	133.1	11.346	24.630	101.0	1:35.432	93.83	0.258	13:01:49.863
5-	20.684	124.0	26.434	12.504	133.1	11.328	24.790	101.2	1:35.740	93.52	0.566	13:03:25.603
6-	20.643	125.2	26.221	12.487	132.6	11.298	24.614	101.6	1:35.263 (2)	93.99	0.089	13:05:00.866
7-	20.562	124.5	26.241	12.539	132.8	11.332	24.500	101.6	1:35.174 (1)	94.08		13:06:36.040
8-	20.561	126.6	26.331	12.554	133.6	11.379	24.511	101.2	1:35.336 (3)	93.92	0.162	13:08:11.376
9-	20.585	125.4	26.268	12.497	133.1	11.732	24.898	101.8	1:35.980	93.29	0.806	13:09:47.356
10-	20.540	125.6	26.173	12.490	136.6	11.478	24.820	102.1	1:35.501	93.76	0.327	13:11:22.857
11-	20.760	127.8	26.112	12.543	135.0	11.460	24.704	102.4	1:35.579	93.68	0.405	13:12:58.436
12-	20.705	126.3	26.106	12.540	132.8	11.819	24.631	101.9	1:35.801	93.46	0.627	13:14:34.237

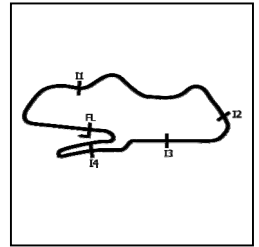
P3 55		Harrison DESOY				Yamaha YZF-R7 - Rev2Race Yamaha						
IDEAL LAP TIME : 1:34.899		BEST LAP TIME : 1:35.210				DIFFERENCE : 0.311						
LAP	SECTOR 1	SECTOR 2	SECTOR 3	SECTOR 4	SECTOR 5	LAP TIME	MPH	DIFF	TIME OF DAY			
1-		109.1	26.523	12.283	138.0	11.719	25.236	100.4	1:40.544	89.05	5.334	12:57:01.952
2-	20.960	112.4	26.345	12.389	134.2	11.971	25.080	100.0	1:36.745	92.55	1.535	12:58:38.697
3-	20.781	117.9	25.969	12.283	135.5	11.583	25.246	101.3	1:35.862	93.40	0.652	13:00:14.559
4-	20.653	115.1	26.292	12.434	134.7	11.607	24.935	100.6	1:35.921	93.35	0.711	13:01:50.480
5-	20.670	116.3	26.148	12.306	136.9	11.505	25.092	99.8	1:35.721	93.54	0.511	13:03:26.201
6-	20.745	116.5	25.906	12.271	135.0	11.513	24.996	99.2	1:35.431 (3)	93.83	0.221	13:05:01.632
7-	20.751	115.5	25.871	12.322	135.0	11.418	24.848	100.6	1:35.210 (1)	94.04		13:06:36.842
8-	20.616	118.3	25.946	12.339	135.5	11.448	24.919	100.4	1:35.268 (2)	93.99	0.058	13:08:12.110
9-	20.702	117.7	25.771	12.313	136.3	11.695	25.011	100.1	1:35.492	93.77	0.282	13:09:47.602
10-	20.625	116.7	26.045	12.469	133.6	11.464	25.045	100.4	1:35.648	93.61	0.438	13:11:23.250
11-	20.700	118.3	26.096	12.396	134.2	11.598	24.823	100.4	1:35.613	93.65	0.403	13:12:58.863
12-	20.741	116.7	26.208	12.482	133.4	11.532	25.066	99.2	1:36.029	93.24	0.819	13:14:34.892

MCRCB BULLETIN TK378

2024 Bennetts British Superbike Championship - Round 10

2024 Pirelli National Sportbike with Moneybarn Vehicle Finance

RACE - SECTOR ANALYSIS



SECTOR 1 = FL to I1, SECTOR 2 = I1 to I2, SECTOR 3 = I2 to I3, SECTOR 4 = I3 to I4, SECTOR 5 = I4 to FL, DIFF = Difference To Personal Best Lap, P = Crossed Finish Line in Pit Lane, D = Time Disallowed

P4 76		Rhys STEPHENSON					Triumph Daytona 660 - Rocket Racing					
IDEAL LAP TIME : 1:35.325		BEST LAP TIME : 1:35.626					DIFFERENCE : 0.301					
LAP	SECTOR 1	SECTOR 2	SECTOR 3	SECTOR 4	SECTOR 5	LAP TIME	MPH	DIFF	TIME OF DAY			
1-		117.7	26.646	12.438	135.0	11.598	25.396	101.3	1:40.314	89.26	4.688	12:57:01.722
2-	20.898	113.1	26.780	12.571	136.3	11.696	25.472	100.7	1:37.417	91.91	1.791	12:58:39.139
3-	20.688	119.6	26.195	12.370	134.7	11.640	25.348	100.9	1:36.241	93.04	0.615	13:00:15.380
4-	20.652	120.0	26.103	12.447	134.7	11.531	25.182	100.7	1:35.915	93.35	0.289	13:01:51.295
5-	20.682	120.9	26.065	12.418	133.4	11.468	25.281	101.0	1:35.914	93.35	0.288	13:03:27.209
6-	20.646	121.7	26.012	12.424	132.6	11.566	25.219	100.7	1:35.867	93.40	0.241	13:05:03.076
7-	20.704	122.2	26.012	12.442	132.3	11.461	25.007	100.7	1:35.626 (1)	93.64		13:06:38.702
8-	20.665	122.9	26.132	12.532	132.1	11.507	25.013	100.6	1:35.849 (2)	93.42	0.223	13:08:14.551
9-	20.743	122.2	26.197	12.505	131.8	11.499	25.288	100.6	1:36.232	93.05	0.606	13:09:50.783
10-	20.693	121.7	26.164	12.459	132.8	11.530	25.027	100.6	1:35.873	93.39	0.247	13:11:26.656
11-	20.722	123.5	26.335	12.502	131.5	11.406	24.891	100.9	1:35.856 (3)	93.41	0.230	13:13:02.512
12-	20.678	124.9	26.122	12.472	132.3	11.485	25.136	100.3	1:35.893	93.37	0.267	13:14:38.405

P5 28		Alfie DAVIDSON					Aprilia RS660 - IN Competition / SENCAT Aprilia					
IDEAL LAP TIME : 1:36.131		BEST LAP TIME : 1:36.525					DIFFERENCE : 0.394					
LAP	SECTOR 1	SECTOR 2	SECTOR 3	SECTOR 4	SECTOR 5	LAP TIME	MPH	DIFF	TIME OF DAY			
1-		109.1	26.804	12.413	137.5	11.834	25.714	100.0	1:41.439	88.27	4.914	12:57:02.847
2-	20.891	118.1	26.271	12.425	135.2	11.767	25.616	100.6	1:36.970	92.34	0.445	12:58:39.817
3-	20.777	122.9	26.159	12.393	134.7	11.651	25.545	100.1	1:36.525 (1)	92.76		13:00:16.342
4-	20.739	123.1	26.240	12.544	134.2	11.624	25.644	100.0	1:36.791	92.51	0.266	13:01:53.133
5-	20.859	120.0	26.398	12.550	132.8	11.617	25.532	99.8	1:36.956	92.35	0.431	13:03:30.089
6-	20.978	118.1	26.351	12.614	132.3	11.614	25.512	100.1	1:37.069	92.24	0.544	13:05:07.158
7-	20.936	117.9	26.401	12.616	131.8	11.630	25.520	100.3	1:37.103	92.21	0.578	13:06:44.261
8-	20.798	117.1	26.367	12.677	132.1	11.689	25.517	100.3	1:37.048	92.26	0.523	13:08:21.309
9-	20.796	118.9	26.294	12.604	132.6	11.578	25.262	100.3	1:36.534 (2)	92.75	0.009	13:09:57.843
10-	20.776	120.2	26.238	12.633	132.3	11.610	25.446	100.4	1:36.703 (3)	92.59	0.178	13:11:34.546
11-	20.884	119.8	26.278	12.559	132.3	11.608	25.375	100.0	1:36.704	92.59	0.179	13:13:11.250
12-	20.826	120.6	26.402	12.617	132.6	11.773	25.636	100.0	1:37.254	92.07	0.729	13:14:48.504

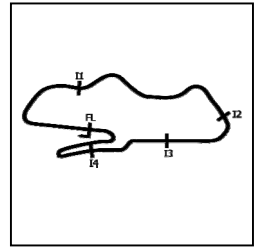
P6 34		Aaron SILVESTER					Triumph Daytona 660 - MIH Solutions / Macadam Racing Triumph					
IDEAL LAP TIME : 1:36.030		BEST LAP TIME : 1:36.384					DIFFERENCE : 0.354					
LAP	SECTOR 1	SECTOR 2	SECTOR 3	SECTOR 4	SECTOR 5	LAP TIME	MPH	DIFF	TIME OF DAY			
1-		109.1	26.556	12.393	136.6	13.556	25.941	99.1	1:43.058	86.88	6.674	12:57:04.466
2-	21.044	115.5	26.599	12.536	135.5	11.898	25.396	99.4	1:37.473	91.86	1.089	12:58:41.939
3-	21.026	118.7	26.525	12.578	131.5	11.660	25.286	99.1	1:37.075	92.24	0.691	13:00:19.014
4-	20.996	117.9	26.552	12.661	130.8	11.688	25.496	98.9	1:37.393	91.94	1.009	13:01:56.407
5-	20.975	117.9	26.437	12.593	131.3	11.650	25.484	99.1	1:37.139	92.18	0.755	13:03:33.546
6-	20.938	120.2	26.495	12.600	130.8	11.572	25.230	98.9	1:36.835	92.47	0.451	13:05:10.381
7-	20.906	121.1	26.439	12.582	130.8	11.679	25.148	99.7	1:36.754	92.54	0.370	13:06:47.135
8-	20.844	121.7	26.280	12.583	131.3	11.532	25.145	99.4	1:36.384 (1)	92.90		13:08:23.519
9-	20.981	121.3	26.323	12.653	131.5	11.478	25.113	99.2	1:36.548 (3)	92.74	0.164	13:10:00.067
10-	20.859	121.1	26.202	12.608	131.0	11.572	25.249	99.4	1:36.490 (2)	92.80	0.106	13:11:36.557
11-	21.019	121.5	26.416	12.649	131.0	11.730	25.342	99.2	1:37.156	92.16	0.772	13:13:13.713
12-	20.981	120.9	26.597	12.696	130.5	11.775	25.357	99.2	1:37.406	91.92	1.022	13:14:51.119

MCRCB BULLETIN TK378

2024 Bennetts British Superbike Championship - Round 10

2024 Pirelli National Sportbike with Moneybarn Vehicle Finance

RACE - SECTOR ANALYSIS



SECTOR 1 = FL to I1, SECTOR 2 = I1 to I2, SECTOR 3 = I2 to I3, SECTOR 4 = I3 to I4, SECTOR 5 = I4 to FL, DIFF = Difference To Personal Best Lap, P = Crossed Finish Line in Pit Lane, D = Time Disallowed

P7 17		Zak SHELTON			Aprilia RS660 - XMT Racing							
IDEAL LAP TIME : 1:35.626		BEST LAP TIME : 1:35.929			DIFFERENCE : 0.303							
LAP	SECTOR 1	SECTOR 2	SECTOR 3	SECTOR 4	SECTOR 5	LAP TIME	MPH	DIFF	TIME OF DAY			
1-		105.5	26.833	12.455	137.5	16.390	26.263	99.5	1:47.181	83.54	11.252	12:57:08.589
2-	21.002	118.9	26.429	12.402	138.6	12.000	25.270	99.2	1:37.103	92.21	1.174	12:58:45.692
3-	20.956	114.3	26.384	12.440	136.6	11.981	25.262	99.4	1:37.023	92.29	1.094	13:00:22.715
4-	21.081	116.9	26.650	12.591	132.1	11.836	25.108	99.2	1:37.266	92.06	1.337	13:01:59.981
5-	21.123	117.3	26.514	12.616	131.3	11.729	25.133	99.1	1:37.115	92.20	1.186	13:03:37.096
6-	21.083	116.9	26.529	12.623	131.3	11.666	25.025	99.2	1:36.926	92.38	0.997	13:05:14.022
7-	20.854	121.1	26.525	12.557	132.1	11.523	24.975	99.1	1:36.434	92.85	0.505	13:06:50.456
8-	20.902	117.9	26.208	12.460	133.4	11.500	25.010	99.8	1:36.080 (3)	93.19	0.151	13:08:26.536
9-	21.052	113.1	26.323	12.618	131.8	11.455	24.853	99.4	1:36.301	92.98	0.372	13:10:02.837
10-	20.799	120.6	26.163	12.551	131.8	11.584	24.839	100.0	1:35.936 (2)	93.33	0.007	13:11:38.773
11-	20.816	116.7	26.263	12.724	131.0	11.889	24.868	100.0	1:36.560	92.73	0.631	13:13:15.333
12-	20.767	120.9	26.164	12.540	132.1	11.518	24.940	100.6	1:35.929 (1)	93.34		13:14:51.262

P8 51		Rossi BANHAM			Yamaha YZF-R7 - RB Racing							
IDEAL LAP TIME : 1:36.188		BEST LAP TIME : 1:36.629			DIFFERENCE : 0.441							
LAP	SECTOR 1	SECTOR 2	SECTOR 3	SECTOR 4	SECTOR 5	LAP TIME	MPH	DIFF	TIME OF DAY			
1-		110.3	27.231	12.626	135.5	11.852	25.479	100.0	1:42.627	87.25	5.998	12:57:04.035
2-	21.352	114.5	26.588	12.641	132.6	11.626	25.463	98.9	1:37.670	91.68	1.041	12:58:41.705
3-	21.475	110.3	26.493	12.500	133.9	11.635	25.579	99.2	1:37.682	91.66	1.053	13:00:19.387
4-	21.215	116.3	26.492	12.706	133.6	11.526	25.316	100.1	1:37.255	92.07	0.626	13:01:56.642
5-	21.153	118.1	26.427	12.572	134.4	11.514	25.556	100.1	1:37.222	92.10	0.593	13:03:33.864
6-	21.031	118.5	26.464	12.608	133.9	11.441	25.280	100.1	1:36.824	92.48	0.195	13:05:10.688
7-	20.963	119.1	26.418	12.563	133.9	11.571	25.114	101.0	1:36.629 (1)	92.66		13:06:47.317
8-	21.070	118.9	26.262	12.608	133.6	11.539	25.150	100.4	1:36.629 (1)	92.66		13:08:23.946
9-	21.052	118.1	26.511	12.681	133.6	11.407	25.056	100.1	1:36.707 (3)	92.59	0.078	13:10:00.653
10-	21.117	117.3	26.564	12.706	132.8	11.628	25.281	99.2	1:37.296	92.03	0.667	13:11:37.949
11-	21.283	117.5	26.630	12.731	133.4	11.814	25.385	100.4	1:37.843	91.51	1.214	13:13:15.792
12-	21.093	119.1	26.601	12.782	132.3	11.627	25.298	99.2	1:37.401	91.93	0.772	13:14:53.193

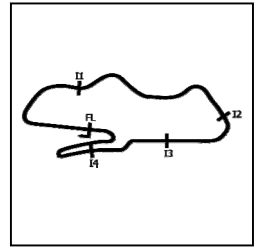
P9 67		Jacob STEPHENSON			Yamaha YZF-R7 - Rev2Race Yamaha							
IDEAL LAP TIME : 1:36.636		BEST LAP TIME : 1:36.940			DIFFERENCE : 0.304							
LAP	SECTOR 1	SECTOR 2	SECTOR 3	SECTOR 4	SECTOR 5	LAP TIME	MPH	DIFF	TIME OF DAY			
1-		106.0	26.936	12.762	135.0	12.044	25.358	99.1	1:42.243	87.57	5.303	12:57:03.651
2-	21.385	112.9	26.858	12.717	131.8	11.832	25.728	99.4	1:38.520	90.88	1.580	12:58:42.171
3-	21.238	111.8	26.525	12.522	134.4	11.740	25.359	100.3	1:37.384	91.94	0.444	13:00:19.555
4-	21.233	114.7	26.479	12.628	132.8	11.916	25.118	99.7	1:37.374	91.95	0.434	13:01:56.929
5-	21.293	114.3	26.459	12.505	133.1	11.669	25.378	99.2	1:37.304	92.02	0.364	13:03:34.233
6-	21.288	114.9	26.543	12.649	131.5	11.769	25.221	98.9	1:37.470	91.86	0.530	13:05:11.703
7-	21.227	114.9	26.608	12.696	131.0	11.824	25.109	99.4	1:37.464	91.87	0.524	13:06:49.167
8-	21.187	116.1	26.437	12.707	131.5	11.628	25.138	99.4	1:37.097 (2)	92.22	0.157	13:08:26.264
9-	21.108	117.3	26.518	12.803	132.6	11.655	25.127	99.1	1:37.211 (3)	92.11	0.271	13:10:03.475
10-	21.014	115.9	26.559	12.651	131.8	11.664	25.052	99.1	1:36.940 (1)	92.37		13:11:40.415
11-	21.222	113.5	26.668	12.654	131.5	11.841	25.177	99.2	1:37.562	91.78	0.622	13:13:17.977
12-	21.364	112.7	26.651	12.792	131.0	11.728	25.489	99.1	1:38.024	91.34	1.084	13:14:56.001

MCRCB BULLETIN TK378

2024 Bennetts British Superbike Championship - Round 10

2024 Pirelli National Sportbike with Moneybarn Vehicle Finance

RACE - SECTOR ANALYSIS



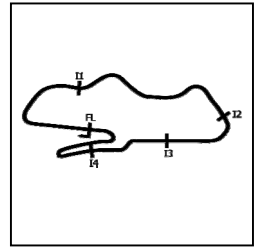
SECTOR 1 = FL to I1, SECTOR 2 = I1 to I2, SECTOR 3 = I2 to I3, SECTOR 4 = I3 to I4, SECTOR 5 = I4 to FL, DIFF = Difference To Personal Best Lap, P = Crossed Finish Line in Pit Lane, D = Time Disallowed

P10 89		Taylor MORETON				Suzuki GSX8R - Powerslide Motorcycles by Sublime Suzuki						
IDEAL LAP TIME : 1:37.712		BEST LAP TIME : 1:38.056				DIFFERENCE : 0.344						
LAP	SECTOR 1	SECTOR 2	SECTOR 3	SECTOR 4	SECTOR 5	LAP TIME	MPH	DIFF	TIME OF DAY			
1-		106.1	27.079	12.605	135.8	12.708	26.147	100.3	1:44.364	85.79	6.308	12:57:05.772
2-	21.616	113.9	27.050	12.656	132.1	11.763	25.608	100.0	1:38.693	90.73	0.637	12:58:44.465
3-	21.439	118.9	26.771	12.715	130.8	12.376	25.938	100.0	1:39.239	90.23	1.183	13:00:23.704
4-	21.391	118.3	26.628	12.536	133.6	11.910	25.591	100.6	1:38.056 (1)	91.31		13:02:01.760
5-	21.421	118.7	26.594	12.645	132.6	11.933	25.806	100.0	1:38.399	91.00	0.343	13:03:40.159
6-	21.572	114.7	26.756	12.709	132.3	11.871	25.977	97.9	1:38.885	90.55	0.829	13:05:19.044
7-	21.318	117.7	26.679	12.636	131.8	11.910	25.828	98.8	1:38.371 (3)	91.02	0.315	13:06:57.415
8-	21.399	118.1	26.672	12.646	131.0	12.039	25.723	100.3	1:38.479	90.92	0.423	13:08:35.894
9-	21.373	117.5	26.832	12.658	133.6	12.108	25.501	99.7	1:38.472	90.93	0.416	13:10:14.366
10-	21.431	117.7	26.793	12.761	130.3	11.832	25.723	99.4	1:38.540	90.87	0.484	13:11:52.906
11-	21.324	118.9	26.843	12.727	130.8	11.850	25.572	99.7	1:38.316 (2)	91.07	0.260	13:13:31.222
12-	21.326	116.9	26.949	12.791	130.8	11.984	25.991	99.1	1:39.041	90.41	0.985	13:15:10.263

P11 71		Maximus HARDY				Triumph Daytona 660 - Hardy Racing						
IDEAL LAP TIME : 1:37.967		BEST LAP TIME : 1:38.158				DIFFERENCE : 0.191						
LAP	SECTOR 1	SECTOR 2	SECTOR 3	SECTOR 4	SECTOR 5	LAP TIME	MPH	DIFF	TIME OF DAY			
1-		97.6	27.573	12.600	135.8	12.747	26.296	98.1	1:45.687	84.72	7.529	12:57:07.095
2-	21.323	113.5	26.827	12.693	134.7	12.281	26.034	99.1	1:39.158	90.30	1.000	12:58:46.253
3-	21.265	116.5	26.793	12.610	134.2	12.044	25.981	99.1	1:38.693	90.73	0.535	13:00:24.946
4-	21.154	114.3	26.931	12.678	132.3	11.929	25.701	98.8	1:38.393 (2)	91.00	0.235	13:02:03.339
5-	21.151	116.5	26.861	12.705	132.6	11.886	25.555	98.9	1:38.158 (1)	91.22		13:03:41.497
6-	21.262	115.1	26.853	12.914	131.0	11.943	25.638	98.9	1:38.610	90.80	0.452	13:05:20.107
7-	21.220	117.3	26.849	12.740	131.3	11.929	25.793	99.2	1:38.531	90.87	0.373	13:06:58.638
8-	21.343	115.7	26.891	12.765	132.3	11.888	25.588	98.9	1:38.475	90.93	0.317	13:08:37.113
9-	21.172	113.1	26.880	12.668	132.6	11.965	25.748	99.2	1:38.433 (3)	90.97	0.275	13:10:15.546
10-	21.133	115.1	26.860	12.632	134.2	12.143	25.731	99.2	1:38.499	90.90	0.341	13:11:54.045
11-	21.324	113.1	27.164	13.490	127.3	12.033	26.115	97.3	1:40.126	89.43	1.968	13:13:34.171
12-	21.734	110.5	27.630	12.978	130.3	12.445	26.908	97.2	1:41.695	88.05	3.537	13:15:15.866

P12 4		Jack SMITH				Aprilia RS660 - Woodland Racing						
IDEAL LAP TIME : 1:37.634		BEST LAP TIME : 1:38.108				DIFFERENCE : 0.474						
LAP	SECTOR 1	SECTOR 2	SECTOR 3	SECTOR 4	SECTOR 5	LAP TIME	MPH	DIFF	TIME OF DAY			
1-		97.2	28.149	12.703	136.1	12.559	26.697	99.1	1:46.475	84.09	8.367	12:57:07.883
2-	21.293	110.5	26.859	12.665	136.3	12.279	26.183	99.2	1:39.279	90.19	1.171	12:58:47.162
3-	21.614	105.3	27.198	12.627	134.7	12.075	26.410	99.8	1:39.924	89.61	1.816	13:00:27.086
4-	21.671	105.0	27.164	12.719	131.5	12.068	25.754	99.1	1:39.376	90.10	1.268	13:02:06.462
5-	21.363	111.1	27.090	12.793	130.5	11.984	25.851	97.5	1:39.081	90.37	0.973	13:03:45.543
6-	21.372	111.8	27.022	12.758	130.8	16.131	26.222	99.5	1:43.505	86.51	5.397	13:05:29.048
7-	21.036	114.5	26.877	12.629	134.7	12.083	26.068	99.7	1:38.693	90.73	0.585	13:07:07.741
8-	21.245	113.1	27.062	12.568	134.7	12.171	25.553	99.5	1:38.599	90.81	0.491	13:08:46.340
9-	21.104	115.1	26.741	12.610	134.7	12.183	25.716	99.5	1:38.354 (2)	91.04	0.246	13:10:24.694
10-	20.998	112.4	26.829	12.599	132.6	11.919	25.763	100.3	1:38.108 (1)	91.27		13:12:02.802
11-	21.317	107.0	27.334	12.669	133.4	11.967	25.662	99.4	1:38.949	90.49	0.841	13:13:41.751
12-	21.283	111.8	27.014	12.768	130.5	11.999	25.408	99.8	1:38.472 (3)	90.93	0.364	13:15:20.223

RACE - SECTOR ANALYSIS



SECTOR 1 = FL to I1, SECTOR 2 = I1 to I2, SECTOR 3 = I2 to I3, SECTOR 4 = I3 to I4, SECTOR 5 = I4 to FL, DIFF = Difference To Personal Best Lap, P = Crossed Finish Line in Pit Lane, D = Time Disallowed

P13 60		Lennon DOCHERTY					Kawasaki Ninja 650 - Sycmirrus Motorsport					
IDEAL LAP TIME : 1:37.828		BEST LAP TIME : 1:38.317					DIFFERENCE : 0.489					
LAP	SECTOR 1	SECTOR 2	SECTOR 3	SECTOR 4	SECTOR 5	LAP TIME	MPH	DIFF	TIME OF DAY			
1-		102.9	27.321	12.652	133.9	15.219	26.848	98.3	1:48.309	82.67	9.992	12:57:09.717
2-	21.458	121.3	26.697	12.620	134.2	12.303	25.790	97.5	1:38.868	90.56	0.551	12:58:48.585
3-	21.311	115.3	26.743	12.813	130.0	13.396	26.286	97.9	1:40.549	89.05	2.232	13:00:29.134
4-	21.389	113.5	27.137	12.811	127.3	12.312	25.763	96.6	1:39.412	90.07	1.095	13:02:08.546
5-	21.300	117.3	26.749	12.789	128.0	12.233	25.587	97.2	1:38.658	90.76	0.341	13:03:47.204
6-	21.300	118.5	26.790	12.753	128.5	14.896	26.424	98.2	1:42.163	87.64	3.846	13:05:29.367
7-	21.186	116.7	26.833	12.764	129.8	12.153	25.776	98.1	1:38.712	90.71	0.395	13:07:08.079
8-	21.043	114.5	26.766	12.754	131.3	12.286	25.755	98.9	1:38.604 (3)	90.81	0.287	13:08:46.683
9-	21.101	118.5	26.743	12.749	131.3	12.133	25.591	98.2	1:38.317 (1)	91.07		13:10:25.000
10-	21.067	120.2	26.960	12.698	130.3	12.282	25.411	98.9	1:38.418 (2)	90.98	0.101	13:12:03.418
11-	21.368	117.1	26.787	12.773	132.3	12.295	25.541	98.1	1:38.764	90.66	0.447	13:13:42.182
12-	21.043	120.6	26.957	12.958	129.5	12.057	25.834	97.1	1:38.849	90.58	0.532	13:15:21.031

P14 77		Oliver MORGAN-EDWARDS					Aprilia RS660 - OME Racing					
IDEAL LAP TIME : 1:38.188		BEST LAP TIME : 1:38.664					DIFFERENCE : 0.476					
LAP	SECTOR 1	SECTOR 2	SECTOR 3	SECTOR 4	SECTOR 5	LAP TIME	MPH	DIFF	TIME OF DAY			
1-		98.8	28.541	12.761	133.1	13.101	26.605	97.8	1:48.122	82.81	9.458	12:57:09.530
2-	21.936	112.7	27.045	12.488	132.3	12.565	26.264	97.9	1:40.298	89.27	1.634	12:58:49.828
3-	21.516	110.7	27.299	12.601	132.8	12.304	26.005	97.6	1:39.725	89.79	1.061	13:00:29.553
4-	21.476	114.5	26.997	12.772	131.3	12.207	25.810	97.9	1:39.262	90.21	0.598	13:02:08.815
5-	21.421	114.1	26.657	12.721	130.0	12.238	25.771	98.1	1:38.808	90.62	0.144	13:03:47.623
6-	21.359	115.7	26.784	12.718	129.8	12.279	25.835	97.6	1:38.975	90.47	0.311	13:05:26.598
7-	21.420	114.5	26.913	12.721	129.5	12.035	25.649	97.9	1:38.738 (2)	90.68	0.074	13:07:05.336
8-	21.442	110.1	26.860	12.686	130.0	12.103	25.650	97.8	1:38.741 (3)	90.68	0.077	13:08:44.077
9-	21.383	111.6	26.859	12.729	130.8	12.040	25.653	97.3	1:38.664 (1)	90.75		13:10:22.741
10-	21.451	110.5	27.145	12.845	128.3	12.181	25.916	97.2	1:39.538	89.96	0.874	13:12:02.279
11-	21.642	107.5	27.380	12.848	128.3	12.715	26.027	97.2	1:40.612	88.99	1.948	13:13:42.891
12-	21.478	111.6	26.922	12.748	130.3	12.082	25.751	98.5	1:38.981	90.46	0.317	13:15:21.872

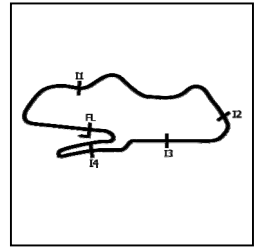
P15 11		Sean O'REILLY					Aprilia RS660 - Moto Muzzi Racing Aprilia					
IDEAL LAP TIME : 1:38.105		BEST LAP TIME : 1:38.597					DIFFERENCE : 0.492					
LAP	SECTOR 1	SECTOR 2	SECTOR 3	SECTOR 4	SECTOR 5	LAP TIME	MPH	DIFF	TIME OF DAY			
1-		102.9	28.120	12.819	131.5	13.170	26.910	97.2	1:47.667	83.16	9.070	12:57:09.075
2-	21.725	116.7	27.353	12.846	129.3	12.588	26.107	97.1	1:40.619	88.99	2.022	12:58:49.694
3-	21.807	112.9	27.138	12.969	131.3	12.351	26.208	97.5	1:40.473	89.12	1.876	13:00:30.167
4-	21.393	117.1	26.932	12.761	131.0	12.699	25.897	96.0	1:39.682	89.83	1.085	13:02:09.849
5-	21.424	118.5	26.895	12.871	127.8	12.211	25.785	97.5	1:39.186	90.27	0.589	13:03:49.035
6-	21.410	117.9	26.936	12.804	128.0	12.222	25.578	97.1	1:38.950	90.49	0.353	13:05:27.985
7-	21.388	116.9	26.884	12.915	125.9	12.293	25.675	97.3	1:39.155	90.30	0.558	13:07:07.140
8-	21.269	118.7	27.008	12.821	127.5	12.134	25.487	97.8	1:38.719	90.70	0.122	13:08:45.859
9-	21.252	120.2	26.728	12.853	128.0	12.118	25.646	98.1	1:38.597 (1)	90.81		13:10:24.456
10-	21.434	116.3	26.899	12.679	129.3	12.165	25.537	97.8	1:38.714 (3)	90.71	0.117	13:12:03.170
11-	21.360	113.9	27.245	12.774	129.8	12.800	26.202	97.9	1:40.381	89.20	1.784	13:13:43.551
12-	21.161	115.7	26.821	12.799	128.3	12.050	25.773	97.9	1:38.604 (2)	90.81	0.007	13:15:22.155

MCRCB BULLETIN TK378

2024 Bennetts British Superbike Championship - Round 10

2024 Pirelli National Sportbike with Moneybarn Vehicle Finance

RACE - SECTOR ANALYSIS



SECTOR 1 = FL to I1, SECTOR 2 = I1 to I2, SECTOR 3 = I2 to I3, SECTOR 4 = I3 to I4, SECTOR 5 = I4 to FL, DIFF = Difference To Personal Best Lap, P = Crossed Finish Line in Pit Lane, D = Time Disallowed

P16 69		Joshua PROUDFOOT					Yamaha YZF-R7 - Rev2Race Yamaha					
IDEAL LAP TIME : 1:38.298		BEST LAP TIME : 1:38.893					DIFFERENCE : 0.595					
LAP	SECTOR 1	SECTOR 2	SECTOR 3	SECTOR 4	SECTOR 5	LAP TIME	MPH	DIFF	TIME OF DAY			
1-		99.2	27.531	12.807	133.1	12.588	25.999	98.6	1:44.792	85.44	5.899	12:57:06.200
2-	21.899	108.4	26.929	12.856	131.0	12.597	26.292	99.1	1:40.573	89.03	1.680	12:58:46.773
3-	21.830	108.2	27.203	12.791	130.5	12.239	25.904	97.9	1:39.967	89.57	1.074	13:00:26.740
4-	21.879	105.0	27.415	12.838	131.3	11.989	25.895	98.9	1:40.016	89.53	1.123	13:02:06.756
5-	21.689	110.0	27.003	12.840	129.0	12.006	25.703	98.3	1:39.241	90.22	0.348	13:03:45.997
6-	21.526	110.1	26.882	12.778	130.0	12.038	25.669	98.2	1:38.893 (1)	90.54		13:05:24.890
7-	21.617	110.0	27.390	12.897	128.5	11.857	25.472	98.6	1:39.233 (3)	90.23	0.340	13:07:04.123
8-	21.678	105.8	27.190	12.877	128.8	12.006	25.500	98.3	1:39.251	90.22	0.358	13:08:43.374
9-	21.629	108.2	27.152	12.870	128.8	12.248	25.764	98.9	1:39.663	89.84	0.770	13:10:23.037
10-	21.449	111.8	27.039	12.696	131.8	12.059	26.347	98.3	1:39.590	89.91	0.697	13:12:02.627
11-	21.789	108.2	27.538	12.704	133.9	12.771	25.748	96.8	1:40.550	89.05	1.657	13:13:43.177
12-	21.435	110.7	27.167	12.652	133.1	12.123	25.780	99.7	1:39.157 (2)	90.30	0.264	13:15:22.334

P17 29		Aaron DAYKIN					Aprilia RS660 - 929 Racing					
IDEAL LAP TIME : 1:38.049		BEST LAP TIME : 1:38.349					DIFFERENCE : 0.300					
LAP	SECTOR 1	SECTOR 2	SECTOR 3	SECTOR 4	SECTOR 5	LAP TIME	MPH	DIFF	TIME OF DAY			
1-		100.3	28.496	12.686	132.3	13.065	26.829	99.4	1:47.756	83.09	9.407	12:57:09.164
2-	21.215	112.0	27.235	12.845	132.3	13.014	26.834	98.2	1:41.143	88.53	2.794	12:58:50.307
3-	21.488	111.2	27.276	12.721	133.9	12.381	26.179	99.1	1:40.045	89.50	1.696	13:00:30.352
4-	21.465	110.5	27.116	12.626	132.3	12.705	26.655	99.4	1:40.567	89.03	2.218	13:02:10.919
5-	21.333	117.5	27.485	12.692	131.3	12.073	25.901	98.5	1:39.484	90.00	1.135	13:03:50.403
6-	21.249	115.3	27.007	12.671	131.5	12.379	26.252	98.5	1:39.558	89.94	1.209	13:05:29.961
7-	21.154	118.3	26.953	12.627	133.1	12.118	25.887	98.8	1:38.739 (3)	90.68	0.390	13:07:08.700
8-	21.120	117.1	26.984	12.575	133.4	12.267	25.825	98.6	1:38.771	90.65	0.422	13:08:47.471
9-	21.124	116.9	26.780	12.641	132.6	12.106	25.920	98.8	1:38.571 (2)	90.84	0.222	13:10:26.042
10-	21.101	116.9	26.996	12.689	131.8	12.657	26.103	98.6	1:39.546	89.95	1.197	13:12:05.588
11-	21.206	116.5	26.873	12.852	130.5	12.274	25.796	99.7	1:39.001	90.44	0.652	13:13:44.589
12-	21.059	118.7	26.546	12.615	133.1	12.319	25.810	99.7	1:38.349 (1)	91.04		13:15:22.938

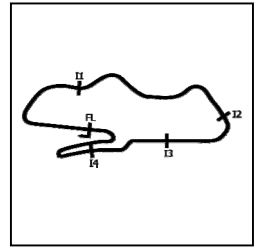
P18 20		Jack MUIR					Aprilia RS660 - Jack Muir Racing					
IDEAL LAP TIME : 1:38.141		BEST LAP TIME : 1:38.627					DIFFERENCE : 0.486					
LAP	SECTOR 1	SECTOR 2	SECTOR 3	SECTOR 4	SECTOR 5	LAP TIME	MPH	DIFF	TIME OF DAY			
1-		106.6	28.165	12.783	135.5	12.812	26.434	98.3	1:47.007	83.68	8.380	12:57:08.415
2-	21.679	112.5	26.959	12.653	132.3	12.268	26.167	98.3	1:39.726	89.79	1.099	12:58:48.141
3-	21.621	115.7	28.642	12.648	132.6	12.270	26.476	98.6	1:41.657	88.08	3.030	13:00:29.798
4-	21.454	111.1	26.966	12.967	129.8	12.765	26.061	98.1	1:40.213	89.35	1.586	13:02:10.011
5-	21.593	113.9	26.994	12.593	133.1	12.193	25.953	97.9	1:39.326	90.15	0.699	13:03:49.337
6-	21.477	112.9	26.812	12.664	133.6	12.319	25.757	97.8	1:39.029	90.42	0.402	13:05:28.366
7-	21.392	112.0	26.754	12.660	132.6	12.131	26.041	98.1	1:38.978 (3)	90.46	0.351	13:07:07.344
8-	21.386	114.5	26.971	12.581	132.8	12.380	25.848	99.4	1:39.166	90.29	0.539	13:08:46.510
9-	21.027	117.1	26.802	12.562	134.2	12.327	26.005	100.0	1:38.723 (2)	90.70	0.096	13:10:25.233
10-	21.038	114.7	26.793	12.715	134.7	12.390	25.691	99.4	1:38.627 (1)	90.79		13:12:03.860
11-	21.176	118.1	27.127	12.538	136.3	14.496	26.118	99.4	1:41.455	88.26	2.828	13:13:45.315
12-	21.218	115.3	26.874	12.717	131.5	12.278	26.006	97.6	1:39.093	90.36	0.466	13:15:24.408

MCRCB BULLETIN TK378

2024 Bennetts British Superbike Championship - Round 10

2024 Pirelli National Sportbike with Moneybarn Vehicle Finance

RACE - SECTOR ANALYSIS



SECTOR 1 = FL to I1, SECTOR 2 = I1 to I2, SECTOR 3 = I2 to I3, SECTOR 4 = I3 to I4, SECTOR 5 = I4 to FL, DIFF = Difference To Personal Best Lap, P = Crossed Finish Line in Pit Lane, D = Time Disallowed

P19 44		Sam GREEN			Aprilia RS660 - Bruce Racing							
IDEAL LAP TIME : 1:38.815		BEST LAP TIME : 1:38.893			DIFFERENCE : 0.078							
LAP	SECTOR 1	SECTOR 2	SECTOR 3	SECTOR 4	SECTOR 5	LAP TIME	MPH	DIFF	TIME OF DAY			
1-		106.5	28.302	13.167	133.1	13.016	26.727	97.2	1:48.408	82.59	9.515	12:57:09.816
2-	21.810	112.4	27.191	12.730	133.4	13.515	26.834	98.5	1:42.080	87.71	3.187	12:58:51.896
3-	21.494	115.9	27.134	12.913	132.3	12.892	26.671	98.2	1:41.104	88.56	2.211	13:00:33.000
4-	21.583	112.4	27.867	12.983	131.0	12.840	27.206	95.5	1:42.479	87.37	3.586	13:02:15.479
5-	21.980	101.2	27.706	13.065	129.8	12.273	26.069	97.3	1:41.093	88.57	2.200	13:03:56.572
6-	21.726	112.4	27.398	12.925	129.3	12.193	25.824	97.6	1:40.066	89.48	1.173	13:05:36.638
7-	21.488	112.9	27.046	12.771	134.2	12.259	25.857	99.1	1:39.421 (3)	90.06	0.528	13:07:16.059
8-	21.860	114.7	27.112	12.863	130.3	12.417	25.890	97.6	1:40.142	89.41	1.249	13:08:56.201
9-	21.471	115.7	26.973	12.805	129.8	12.122	25.522	98.1	1:38.893 (1)	90.54		13:10:35.094
10-	21.549	111.6	27.151	12.820	129.3	12.193	25.666	98.1	1:39.379 (2)	90.10	0.486	13:12:14.473
11-	21.733	115.1	26.980	12.987	129.0	12.119	25.821	98.1	1:39.640	89.86	0.747	13:13:54.113
12-	21.556	117.9	27.181	13.061	128.3	12.195	25.825	97.2	1:39.818	89.70	0.925	13:15:33.931

P20 6		Jack KNIGHTS			Aprilia RS660 - BlueMotion Racing							
IDEAL LAP TIME : 1:39.256		BEST LAP TIME : 1:39.727			DIFFERENCE : 0.471							
LAP	SECTOR 1	SECTOR 2	SECTOR 3	SECTOR 4	SECTOR 5	LAP TIME	MPH	DIFF	TIME OF DAY			
1-		95.3	28.803	12.961	132.6	12.795	26.975	97.5	1:48.801	82.30	9.074	12:57:10.209
2-	21.949	106.5	27.444	12.815	132.6	12.491	26.416	98.1	1:41.115	88.55	1.388	12:58:51.324
3-	21.640	113.1	27.640	12.866	134.2	12.617	26.430	96.6	1:41.193	88.48	1.466	13:00:32.517
4-	21.971	110.3	27.435	12.806	131.3	12.323	26.340	97.9	1:40.875	88.76	1.148	13:02:13.392
5-	21.665	112.9	27.551	12.859	129.8	12.428	26.392	98.2	1:40.895	88.75	1.168	13:03:54.287
6-	21.652	112.2	27.500	12.758	130.8	12.350	26.642	97.6	1:40.902	88.74	1.175	13:05:35.189
7-	21.802	107.5	27.520	12.943	129.8	12.245	26.175	98.2	1:40.685	88.93	0.958	13:07:15.874
8-	21.551	117.3	27.340	12.837	129.5	12.371	26.036	97.6	1:40.135	89.42	0.408	13:08:56.009
9-	21.467	114.5	27.330	12.667	130.5	12.668	25.952	97.9	1:40.084	89.46	0.357	13:10:36.093
10-	21.450	110.9	27.167	12.857	129.0	12.320	25.933	98.2	1:39.727 (1)	89.78		13:12:15.820
11-	21.542	113.3	27.054	12.791	130.0	12.395	25.947	97.8	1:39.729 (2)	89.78	0.002	13:13:55.549
12-	21.399	118.5	27.085	12.909	129.5	12.203	26.267	97.5	1:39.863 (3)	89.66	0.136	13:15:35.412

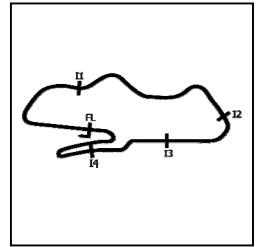
P21 10		Kieran KENT			Kawasaki Ninja 650 - Sycmirus Motorsport							
IDEAL LAP TIME : 1:38.818		BEST LAP TIME : 1:39.314			DIFFERENCE : 0.496							
LAP	SECTOR 1	SECTOR 2	SECTOR 3	SECTOR 4	SECTOR 5	LAP TIME	MPH	DIFF	TIME OF DAY			
1-		95.5	29.116	12.718	130.5	12.843	26.941	96.6	1:49.107	82.06	9.793	12:57:10.515
2-	21.783	107.7	27.608	12.722	131.3	12.441	26.519	96.2	1:41.073	88.59	1.759	12:58:51.588
3-	21.687	112.7	27.662	12.687	131.8	12.578	26.500	95.7	1:41.114	88.55	1.800	13:00:32.702
4-	21.599	114.9	27.051	12.683	128.8	12.029	26.062	96.0	1:39.424 (2)	90.06	0.110	13:02:12.126
5-	21.512	113.7	27.187	12.593	131.5	12.452	26.738	95.7	1:40.482	89.11	1.168	13:03:52.608
6-	21.841	108.0	27.963	13.002	126.8	12.230	26.660	95.8	1:41.696	88.05	2.382	13:05:34.304
7-	21.513	112.2	27.186	12.857	127.8	12.213	26.452	96.1	1:40.221	89.34	0.907	13:07:14.525
8-	21.564	111.8	27.390	12.778	127.8	13.567	27.149	95.1	1:42.448	87.40	3.134	13:08:56.973
9-	21.418	117.7	26.791	12.748	129.3	12.849	26.140	95.7	1:39.946	89.59	0.632	13:10:36.919
10-	21.350	116.9	26.819	12.604	130.0	12.411	26.130	95.7	1:39.314 (1)	90.16		13:12:16.233
11-	21.525	111.1	27.201	12.769	128.8	12.074	26.055	96.1	1:39.624 (3)	89.88	0.310	13:13:55.857
12-	21.457	112.9	27.099	12.756	129.0	12.112	26.555	95.1	1:39.979	89.56	0.665	13:15:35.836

MCRCB BULLETIN TK378

2024 Bennetts British Superbike Championship - Round 10

2024 Pirelli National Sportbike with Moneybarn Vehicle Finance

RACE - SECTOR ANALYSIS



SECTOR 1 = FL to I1, SECTOR 2 = I1 to I2, SECTOR 3 = I2 to I3, SECTOR 4 = I3 to I4, SECTOR 5 = I4 to FL, DIFF = Difference To Personal Best Lap, P = Crossed Finish Line in Pit Lane, D = Time Disallowed

P22 26		Del DOWDS					Suzuki GSX8R - Powerslide Motorcycles by Sublime Suzuki					
IDEAL LAP TIME : 1:39.754		BEST LAP TIME : 1:39.975					DIFFERENCE : 0.221					
LAP	SECTOR 1	SECTOR 2	SECTOR 3	SECTOR 4	SECTOR 5	LAP TIME	MPH	DIFF	TIME OF DAY			
1-		94.3	28.410	12.938	132.3	12.801	27.528	98.3	1:48.679	82.39	8.704	12:57:10.087
2-	21.818	109.4	27.216	12.795	132.1	12.594	26.581	96.5	1:41.004	88.65	1.029	12:58:51.091
3-	21.611	113.3	27.052	12.802	132.6	12.303	26.207	98.1	1:39.975 (1)	89.56		13:00:31.066
4-	21.481	115.3	27.023	12.782	132.6	12.477	26.559	97.9	1:40.322 (2)	89.25	0.347	13:02:11.388
5-	21.569	114.9	27.403	12.991	130.5	12.565	26.370	98.1	1:40.898	88.74	0.923	13:03:52.286
6-	21.950	112.5	27.719	13.010	129.0	12.281	26.444	96.9	1:41.404	88.30	1.429	13:05:33.690
7-	21.568	114.7	27.391	12.901	129.5	12.376	26.370	97.5	1:40.606	89.00	0.631	13:07:14.296
8-	21.520	113.9	27.196	12.930	129.5	12.741	26.698	96.4	1:41.085	88.58	1.110	13:08:55.381
9-	21.577	115.1	27.455	13.025	128.5	13.444	26.551	97.1	1:42.052	87.74	2.077	13:10:37.433
10-	21.578	109.8	27.480	12.997	130.3	12.329	26.260	97.2	1:40.644	88.97	0.669	13:12:18.077
11-	21.649	109.1	27.289	12.983	129.5	12.306	26.373	96.9	1:40.600 (3)	89.01	0.625	13:13:58.677
12-	21.646	112.9	27.413	13.016	129.3	12.261	26.575	96.2	1:40.911	88.73	0.936	13:15:39.588

P23 23		Joe ELLIS					Aprilia RS660 - JPR					
IDEAL LAP TIME : 1:39.799		BEST LAP TIME : 1:40.512					DIFFERENCE : 0.713					
LAP	SECTOR 1	SECTOR 2	SECTOR 3	SECTOR 4	SECTOR 5	LAP TIME	MPH	DIFF	TIME OF DAY			
1-		103.4	27.753	12.749	134.2	12.645	26.540	98.6	1:45.776	84.65	5.264	12:57:07.184
2-	21.641	112.7	26.859	12.619	134.4	12.543	26.850	97.2	1:40.512 (1)	89.08		12:58:47.696
3-	21.898	114.5	27.023	12.920	134.2	12.551	26.505	98.1	1:40.897 (2)	88.74	0.385	13:00:28.593
4-	21.883	110.9	27.547	13.171	129.3	12.868	26.707	97.3	1:42.176	87.63	1.664	13:02:10.769
5-	21.840	107.8	27.508	13.037	131.0	12.175	26.707	97.1	1:41.267 (3)	88.42	0.755	13:03:52.036
6-	22.098	108.2	28.102	13.041	131.0	12.310	27.128	96.6	1:42.679	87.20	2.167	13:05:34.715
7-	22.087	111.8	27.723	13.315	131.0	12.631	27.381	96.6	1:43.137	86.82	2.625	13:07:17.852
8-	22.064	110.3	27.616	13.186	128.5	12.387	27.041	96.4	1:42.294	87.53	1.782	13:09:00.146
9-	22.223	104.0	28.210	13.334	127.5	12.262	26.792	96.1	1:42.821	87.08	2.309	13:10:42.967
10-	22.138	105.5	27.895	13.504	127.3	12.308	26.988	97.2	1:42.833	87.07	2.321	13:12:25.800
11-	22.340	104.0	28.041	13.417	127.0	12.259	27.439	97.6	1:43.496	86.51	2.984	13:14:09.296
12-	22.401	98.6	28.353	13.509	126.1	12.656	27.223	95.8	1:44.142	85.98	3.630	13:15:53.438

P24 74		Finn SMART-WEEDEN					Aprilia RS660 - Definitive Racing					
IDEAL LAP TIME : 1:37.858		BEST LAP TIME : 1:38.088					DIFFERENCE : 0.230					
LAP	SECTOR 1	SECTOR 2	SECTOR 3	SECTOR 4	SECTOR 5	LAP TIME	MPH	DIFF	TIME OF DAY			
1-		109.1	27.471	12.466	138.6	12.568	26.047	97.3	1:44.224	85.91	6.136	12:57:05.632
2-	21.633	113.7	27.305	12.540	136.1	12.089	26.001	97.6	1:39.568	89.93	1.480	12:58:45.200
3-	21.231	115.5	26.478	12.455	135.0	12.222	25.871	100.0	1:38.257 (2)	91.13	0.169	13:00:23.457
4-	21.263	116.9	26.555	12.504	134.2	12.028	25.738	97.6	1:38.088 (1)	91.29		13:02:01.545
5-	21.282	118.5	26.577	12.590	132.1	12.033	26.017	97.9	1:38.499	90.90	0.411	13:03:40.044
6-	21.324	108.4	26.678	12.633	131.5	11.958	25.736	98.6	1:38.329 (3)	91.06	0.241	13:05:18.373
7-	21.390	116.1	26.813	12.646	131.3	12.021	25.981	98.8	1:38.851	90.58	0.763	13:06:57.224
8-	21.306	118.7	26.646	12.761	130.8	12.059	25.767	98.8	1:38.539	90.87	0.451	13:08:35.763
9-	21.330	116.3	26.757	12.751	131.0	12.127	26.068	99.1	1:39.033	90.41	0.945	13:10:14.796
10-	21.302	115.3	26.752	12.614	133.6	12.127	26.003	97.2	1:38.798	90.63	0.710	13:11:53.594

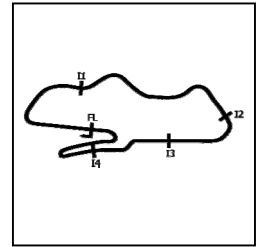
P25 61		Cameron HARRIS					Aprilia RS660 - Harris Racing / PW Gates					
IDEAL LAP TIME : 1:37.639		BEST LAP TIME : 1:38.016					DIFFERENCE : 0.377					
LAP	SECTOR 1	SECTOR 2	SECTOR 3	SECTOR 4	SECTOR 5	LAP TIME	MPH	DIFF	TIME OF DAY			
1-		99.4	27.728	12.737	135.2	12.569	26.421	98.6	1:45.929	84.53	7.913	12:57:07.337
2-	21.249	113.3	26.780	12.694	134.2	12.406	25.544	98.8	1:38.673	90.74	0.657	12:58:46.010
3-	21.263	115.9	26.651	12.690	132.6	11.983	26.073	97.9	1:38.660	90.76	0.644	13:00:24.670
4-	21.262	115.7	26.718	12.648	132.3	11.973	25.415	98.3	1:38.016 (1)	91.35		13:02:02.686
5-	21.208	114.7	26.731	12.821	131.0	12.162	25.364	98.2	1:38.286 (2)	91.10	0.270	13:03:40.972
6-	21.287	114.1	26.476	12.618	133.9	12.037	25.948	98.8	1:38.366	91.03	0.350	13:05:19.338
7-	21.212	113.5	26.667	12.755	132.1	12.106	25.605	98.9	1:38.345 (3)	91.05	0.329	13:06:57.683
8-	21.404	110.5	26.791	12.844	131.8	12.126	25.439	98.8	1:38.604	90.81	0.588	13:08:36.287
9-	21.289	114.9	26.776	12.813	132.8	12.044	25.902	98.2	1:38.824	90.61	0.808	13:10:15.111
10-	21.382	113.5	26.775	12.846	131.8	12.033	25.551	98.6	1:38.587	90.82	0.571	13:11:53.698

MCRCB BULLETIN TK378

2024 Bennetts British Superbike Championship - Round 10

2024 Pirelli National Sportbike with Moneybarn Vehicle Finance

RACE - SECTOR ANALYSIS



SECTOR 1 = FL to I1, SECTOR 2 = I1 to I2, SECTOR 3 = I2 to I3, SECTOR 4 = I3 to I4, SECTOR 5 = I4 to FL, DIFF = Difference To Personal Best Lap, P = Crossed Finish Line in Pit Lane, D = Time Disallowed

P26		8		Ash BARNES		Yamaha YZF-R7 - Raceways Yamaha						
IDEAL LAP TIME : 1:36.487		BEST LAP TIME : 1:36.887		DIFFERENCE : 0.400								
LAP	SECTOR 1	SECTOR 2	SECTOR 3	SECTOR 4	SECTOR 5	LAP TIME	MPH	DIFF	TIME OF DAY			
1-	118.1	26.327	12.389	132.1	11.619	25.152	99.1	1:39.925	89.61	3.038	12:57:01.333	
2-	21.112	117.7	26.472	12.512	134.4	12.133	IN PIT	1:40.116	P 89.44	3.229	12:58:41.449	
3-	OUTLAP	114.5	26.724	12.602	131.3	11.611	25.149	99.1	2:16.989	65.36	40.102	13:00:58.438
4-	21.112	116.7	26.459	12.596	130.5	11.510	25.210	98.9	1:36.887 (1)	92.42		13:02:35.325
5-	21.325	116.1	26.867	12.945	129.0	12.308	IN PIT	1:45.456	P 84.91	8.569	13:04:20.781	

MCRCB BULLETIN TK379

2024 Bennetts British Superbike Championship - Round 10

2024 Pirelli National Sportbike with Moneybarn Vehicle Finance

RACE - BEST SECTORS

POS	SECTOR 1		SECTOR 2		SECTOR 3		SECTOR 4		SECTOR 5		IDEAL / BEST COMPARISON										
	NO	TIME	NO	TIME	NO	TIME	NO	TIME	NO	TIME	POS	NO	NAME	IDEAL	BEST	DIFF					
1	25	STR	20.472	55	DES	25.771	55	DES	12.271	13	COL	11.298	13	COL	24.500	1	13	COLOMBI	1:34.780	1:35.174	0.394
2	13	COL	20.502	76	STE	26.012	25	STR	12.349	25	STR	11.383	25	STR	24.677	2	55	DESSOY	1:34.899	1:35.210	0.311
3	55	DES	20.616	25	STR	26.088	76	STE	12.370	76	STE	11.406	55	DES	24.823	3	25	STRUDWICK	1:34.969	1:35.224	0.255
4	76	STE	20.646	13	COL	26.106	13	COL	12.374	51	BAN	11.407	17	SHE	24.839	4	76	STEPHENSON	1:35.325	1:35.626	0.301
5	28	DAV	20.739	18	DAV	26.159	8	BAR	12.389	55	DES	11.418	76	STE	24.891	5	17	SHELTON	1:35.626	1:35.929	0.303
6	17	SHE	20.767	17	SHE	26.163	28	DAV	12.393	17	SHE	11.455	67	STE	25.052	6	34	SILVESTER	1:36.030	1:36.384	0.354
7	34	SIL	20.844	34	SIL	26.202	34	SIL	12.393	34	SIL	11.478	51	BAN	25.056	7	28	DAVIDSON	1:36.131	1:36.525	0.394
8	51	BAN	20.963	51	BAN	26.262	17	SHE	12.402	8	BAR	11.510	34	SIL	25.113	8	51	BANHAM	1:36.188	1:36.629	0.441
9	4	SMI	20.998	8	BAR	26.327	59	VAR	12.422	28	DAV	11.578	8	BAR	25.149	9	8	BARNES	1:36.487	1:36.887	0.400
10	67	STE	21.014	67	STE	26.437	74	SMA	12.455	67	STE	11.628	28	DAV	25.262	10	67	STEPHENSON	1:36.636	1:36.940	0.304
11	20	MUI	21.027	61	HAR	26.476	77	MOR	12.488	89	MOR	11.763	61	HAR	25.364	11	4	SMITH	1:37.634	1:38.108	0.474
12	60	DOC	21.043	74	SMA	26.478	51	BAN	12.500	69	PRO	11.857	4	SMI	25.408	12	61	HARRIS	1:37.639	1:38.016	0.377
13	29	DAY	21.059	29	DAY	26.546	67	STE	12.505	71	HAR	11.886	60	DOC	25.411	13	89	MORETON	1:37.712	1:38.056	0.344
14	8	BAR	21.112	89	MOR	26.594	89	MOR	12.536	4	SMI	11.919	69	PRO	25.472	14	60	DOCHERTY	1:37.828	1:38.317	0.489
15	71	HAR	21.133	77	MOR	26.657	20	MUI	12.538	74	SMA	11.958	11	O'R	25.487	15	74	SMART-WEEDEN	1:37.858	1:38.088	0.230
16	11	O'R	21.161	59	VAR	26.689	4	SMI	12.568	61	HAR	11.973	89	MOR	25.501	16	71	HARDY	1:37.967	1:38.158	0.191
17	61	HAR	21.208	60	DOC	26.697	85	MAR	12.573	10	KEN	12.029	44	GRE	25.522	17	29	DAYKIN	1:38.049	1:38.349	0.300
18	74	SMA	21.231	11	O'R	26.728	29	DAY	12.575	77	MOR	12.035	71	HAR	25.555	18	11	O'REILLY	1:38.105	1:38.597	0.492
19	89	MOR	21.318	4	SMI	26.741	10	KEN	12.593	11	O'R	12.050	77	MOR	25.649	19	20	MUIR	1:38.141	1:38.627	0.486
20	10	KEN	21.350	20	MUI	26.754	71	HAR	12.600	60	DOC	12.057	20	MUI	25.691	20	77	MORGAN-EDWARDS	1:38.188	1:38.664	0.476
21	77	MOR	21.359	10	KEN	26.791	61	HAR	12.618	29	DAY	12.073	74	SMA	25.736	21	69	PROUDFOOT	1:38.298	1:38.893	0.595
22	6	KNI	21.399	71	HAR	26.793	23	ELL	12.619	44	GRE	12.119	29	DAY	25.796	22	44	GREEN	1:38.815	1:38.893	0.078
23	69	PRO	21.435	85	MAR	26.833	60	DOC	12.620	20	MUI	12.131	6	KNI	25.933	23	10	KENT	1:38.818	1:39.314	0.496
24	44	GRE	21.471	23	ELL	26.859	69	PRO	12.652	23	ELL	12.175	10	KEN	26.055	24	6	KNIGHTS	1:39.256	1:39.727	0.471
25	26	DOW	21.481	69	PRO	26.882	6	KNI	12.667	6	KNI	12.203	26	DOW	26.207	25	26	DOWDS	1:39.754	1:39.975	0.221
26	23	ELL	21.641	44	GRE	26.973	11	O'R	12.679	26	DOW	12.261	23	ELL	26.505	26	23	ELLIS	1:39.799	1:40.512	0.713
27				26	DOW	27.023	44	GRE	12.730												
28				6	KNI	27.054	26	DOW	12.782												
29																					

PERFECT LAP 1:34.312

MCRCB BULLETIN TK380**2024 Bennetts British Superbike Championship - Round 10****2024 Pirelli National Sportbike with Moneybarn Vehicle Finance****RACE - BEST SPEEDS**

POS	INTERMEDIATE 1			INTERMEDIATE 2			INTERMEDIATE 3			INTERMEDIATE 4			FINISH LINE		
	NO	NAME	MPH	NO	NAME	MPH	NO	NAME	MPH	NO	NAME	MPH	NO	NAME	MPH
1	13	COLOMBI	127.8				13	COLOMBI	138.6				13	COLOMBI	102.4
2	76	STEPHENSON	124.9				17	SHELTON	138.6				25	STRUDWICK	101.6
3	28	DAVIDSON	123.1				74	SMART-WEEDEN	138.6				55	DESSOY	101.3
4	25	STRUDWICK	122.2				55	DESSOY	138.0				76	STEPHENSON	101.3
5	34	SILVESTER	121.7				28	DAVIDSON	137.5				51	BANHAM	101.0
6	60	DOCHERTY	121.3				25	STRUDWICK	137.2				28	DAVIDSON	100.6
7	17	SHELTON	121.1				34	SILVESTER	136.6				17	SHELTON	100.6
8	11	O'REILLY	120.2				76	STEPHENSON	136.3				89	MORETON	100.6
9	51	BANHAM	119.1				4	SMITH	136.3				67	STEPHENSON	100.3
10	89	MORETON	118.9				20	MUIR	136.3				4	SMITH	100.3
11	29	DAYKIN	118.7				85	MARTIN	136.1				20	MUIR	100.0
12	74	SMART-WEEDEN	118.7				89	MORETON	135.8				74	SMART-WEEDEN	100.0
13	6	KNIGHTS	118.5				71	HARDY	135.8				34	SILVESTER	99.7
14	55	DESSOY	118.3				59	VAREY	135.8				69	PROUDFOOT	99.7
15	20	MUIR	118.1				51	BANHAM	135.5				29	DAYKIN	99.7
16	8	BARNES	118.1				61	HARRIS	135.2				71	HARDY	99.2
17	44	GREEN	117.9				67	STEPHENSON	135.0				44	GREEN	99.1
18	10	KENT	117.7				23	ELLIS	134.4				8	BARNES	99.1
19	47	COOPER	117.7				8	BARNES	134.4				60	DOCHERTY	98.9
20	67	STEPHENSON	117.3				60	DOCHERTY	134.2				61	HARRIS	98.9
21	71	HARDY	117.3				44	GREEN	134.2				23	ELLIS	98.6
22	61	HARRIS	115.9				6	KNIGHTS	134.2				77	MORGAN-EDWARDS	98.5
23	77	MORGAN-EDWARDS	115.7				69	PROUDFOOT	133.9				26	DOWDS	98.3
24	26	DOWDS	115.3				29	DAYKIN	133.9				6	KNIGHTS	98.2
25	4	SMITH	115.1				77	MORGAN-EDWARDS	133.1				11	O'REILLY	98.1
26	23	ELLIS	114.5				26	DOWDS	132.6				10	KENT	96.6
27	69	PROUDFOOT	111.8				10	KENT	131.8						
28	85	MARTIN	108.5				11	O'REILLY	131.5						
29	59	VAREY	105.0												

MCRCB BULLETIN TK381

2024 Bennetts British Superbike Championship - Round 10

2024 Pirelli National Sportbike with Moneybarn Vehicle Finance

RACE - STATISTICS

Competitors Started	29
Planned Start	2024-09-29 @ 12:55:00.000
Actual Start	2024-09-29 @ 12:55:21.407
Finish Time	2024-09-29 @ 13:14:33.946
Track Length	2.4873mi.
Total Laps	301
Total Distance Covered	748.6920mi.

Session Fastest Lap History

NO	NAME	LAP TIME	TIME OF DAY	LAP	VEHICLE
25	Thomas STRUDWICK	1:36.286	12:58:37.789	2	Triumph Daytona 660
13	Edoardo COLOMBI	1:36.208	12:58:38.459	2	Aprilia RS660
13	Edoardo COLOMBI	1:36.008	13:00:14.469	3	Aprilia RS660
55	Harrison DESSOY	1:35.862	13:00:14.582	3	Yamaha YZF-R7
13	Edoardo COLOMBI	1:35.432	13:01:49.899	4	Aprilia RS660
13	Edoardo COLOMBI	1:35.263	13:05:00.903	6	Aprilia RS660
25	Thomas STRUDWICK	1:35.252	13:05:01.234	6	Triumph Daytona 660
13	Edoardo COLOMBI	1:35.174	13:06:36.078	7	Aprilia RS660

Session Leader History

NO	NAME	FROM LAP	LAPS LED	DISTANCE	VEHICLE
8	Ash BARNES	1	1	2.44 miles	Yamaha YZF-R7
25	Thomas STRUDWICK	2	2	4.97 miles	Triumph Daytona 660
13	Edoardo COLOMBI	4	5	12.43 miles	Aprilia RS660
25	Thomas STRUDWICK	9	4	9.94 miles	Triumph Daytona 660

Flag History

TYPE	TIME OF DAY
GREEN	12:55:21.407
FINISH	13:14:33.946

Flag Statistics

TYPE	COUNT	TOTAL LAPS	TOTAL TIME
Green	1	12	22:24.845
Red	0	0	0.000
Safety Car	0	0	0.000
FCY	0	0	0.000

MCRCB BULLETIN TK382

2024 Bennetts British Superbike Championship - Round 10

2024 Pirelli National Sportbike with Moneybarn Vehicle Finance

RACE - SESSION NOTES

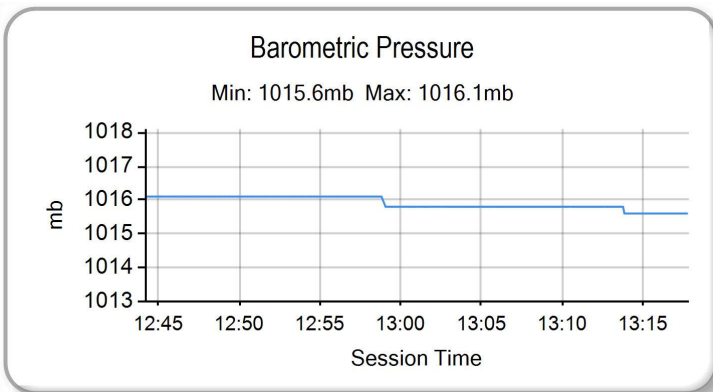
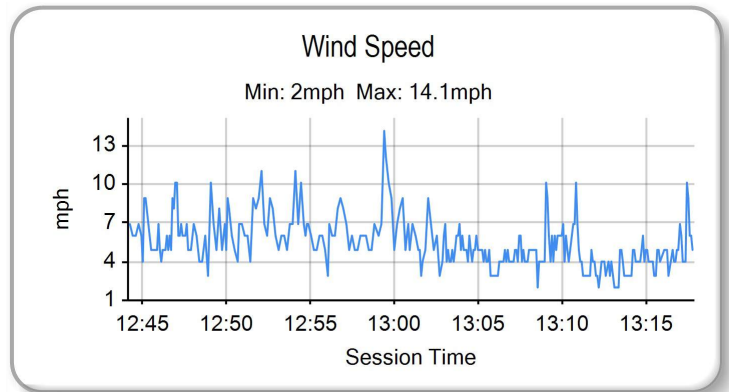
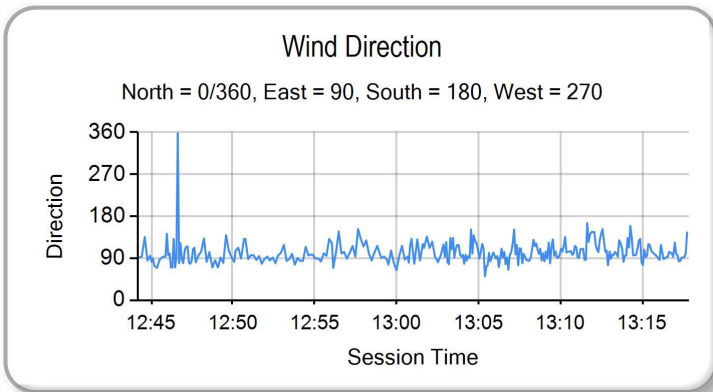
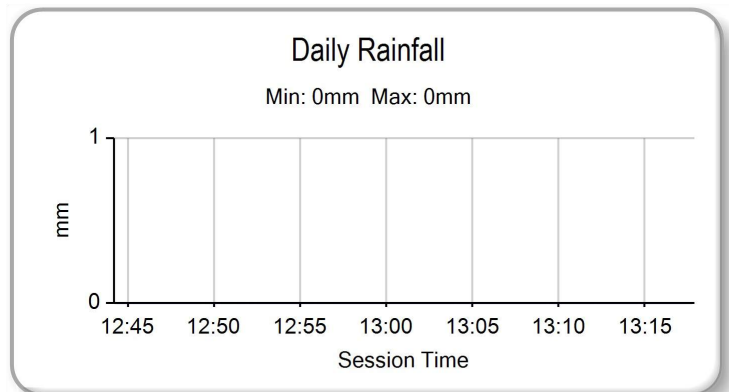
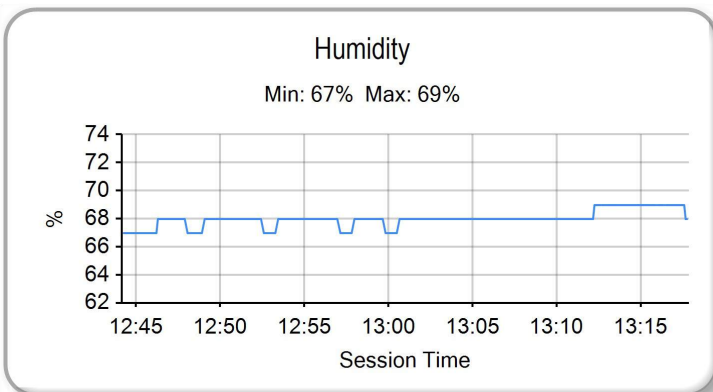
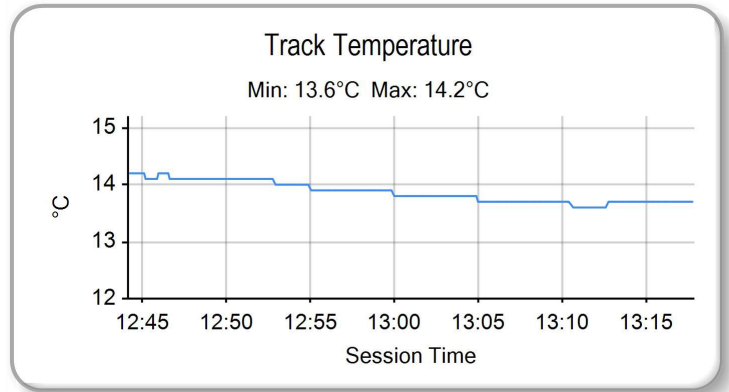
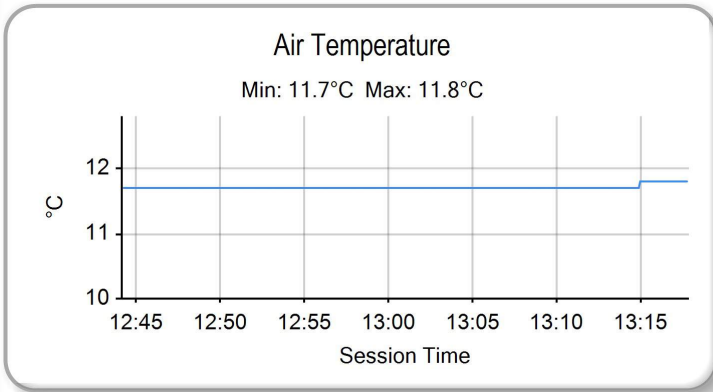
TIME	MESSAGE
12:45:04	PITLANE OPEN
12:50:05	PITLANE CLOSED
12:50:08	3 MINUTES TO WARM UP LAP
12:52:02	1 MINUTE TO WARM UP LAP
12:52:33	30 SECONDS TO WARM UP LAP
12:52:47	GREEN FLAG - WARM UP LAP
12:54:31	RACE START
12:56:01	NO JUMP STARTS
12:56:21	NO.47 FALLER AT T3 CRANER CURVES - RIDER OK
12:57:22	NO.59 & 85 FALLERS AT T9/10 ESSES - RIDERS OK
12:57:36	NO. 13 34 17 60 - COURSE CUT T9/10 - LAP 1
13:00:37	INCIDENT AT TURN 9 ON LAP 1 UNDER INVESTIGATION
13:05:26	NO. 4 60 - COURSE CUT - T9/T10 - LAP 6
13:05:42	NO.8 RETIRED
13:08:14	TWO THIRDS DISTANCE COMPLETED
13:13:36	NO.74 STOPPED TECHNICAL PROBLEM - ESSES
13:13:44	NO.61 FALLER AT T11 MELBOURNE HAIRPIN - RIDER OK

MCRCB BULLETIN TK383

2024 Bennetts British Superbike Championship - Round 10

2024 Pirelli National Sportbike with Moneybarn Vehicle Finance

RACE - WEATHER CONDITIONS



2024 Pirelli National Sportbike with Moneybarn Finance
RIDERS CHAMPIONSHIP CLASSIFICATION



	TOTAL	GAP	DIFF	Races															Wins	Seconds	Thirds
				1 14th - 6th May	2 Oulton Park International	3 17th - 19th May	4 Donington Park GP	5 14th - 16th June	6 Knockhill	7 5th - 7th July Snetterton 300	8 19th - 21st July Brands Hatch GP	9 9th - 11th August Thruxton	11 24th - 26th August Cadwell Park	12 13th - 15th September Oulton Park International	13 27th - 29th September Donington Park GP	14 11th - 13th October	15 Brands Hatch GP				
1 Edoardo COLOMBI (Aprilia)	264.5			12.5	25	25	25	18	22	25	25	20	25	20	22			7	2	2	
2 Richard COOPER (Triumph)	243	21.5		11	22	22	22	25	25	22	22	25	22	25			4	7	0		
3 Thomas STRUDWICK (Triumph)	208	56.5	35	9		18	20	14	10	20	20	22	20	20	10	25	1	1	5		
4 Ash BARNES (Yamaha)	193	71.5	15	8	20	20	16	20	18	12	16	16	25		22		1	1	3		
5 Alfie DAVIDSON (Aprilia)	154	111	39	4	16	8	8	10	14	6	8	10	18	18	18	16	0	0	0		
6 Harrison DESSOY (Yamaha)	153	112	1	7	18		18	22		18	18	18			14	20	0	1	1		
7 Aaron SILVESTER (Triumph)	150	115	3	10			14	16	20	16	14	14		16	16	14	0	0	2		
8 Rhys STEPHENSON (Triumph)	130	135	20		14	14	12			14	12	12	22		12	18	0	1	0		
9 Jayden MARTIN (Triumph)	73	192	57	6		12	10	5		4	2	8	12	10	4		0	0	0		
10 Zak SHELTON (Aprilia)	65	200	8	5		16				10	6	16				12	0	0	0		
11 Finn SMART-WEEDEN (Aprilia)	61	204	4	3	12			8			10	14	14				0	0	0		
12 Rossi BANHAM (Yamaha)	54	211	7			10	5		5	8	4	6			6	10	0	0	0		
13 Lennon DOCHERTY (Kawasaki)	42	223	12					12	16			1	2	5	3	3	0	0	0		
14 Charlie ATKINS (Kawasaki)	40	225	2		8			6	12			6	8				0	0	0		
15 Jacob STEPHENSON (Yamaha)	36	229	4					3		1	3	4	10	6	1	8	0	0	0		
16 Lewis ARROWSMITH (Aprilia)	24.5	240	11.5	2.5	10	6	6										0	0	0		
17 Cameron HARRIS (Aprilia)	24.5	240	0	0.5	3	4	4		2	2		5	4				0	0	0		
18 Joe ELLIS (Aprilia)	20	245	4.5		4		1	1				3	8	3			0	0	0		
19 Jack SMITH (Aprilia)	17.5	247	2.5	1.5		5	1					4			2	4	0	0	0		
20 Maximus HARDY (Triumph)	17	248	0.5										12			5	0	0	0		
21 Sean O'REILLY (Aprilia)	15	250	2		6			8								1	0	0	0		
22 Oliver MORGAN-EDWARDS (Aprilia)	14	251	1		2		2	2	6							2	0	0	0		
23 Darragh CREAM (Aprilia)	11	254	3		5	3			3								0	0	0		
24 Joshua PROUDFOOT (Yamaha)	11	254	0		1			4	4			1	1				0	0	0		
25 Caolan IRWIN (Aprilia)	10	255	1							5	5						0	0	0		
26 Robert VAREY (Yamaha)	8	257	2												8		0	0	0		
27 Jack MUIR (Aprilia)	6	259	2								1	5					0	0	0		
28 Katie HAND (Yamaha)	6	259	0	1		2	3										0	0	0		
29 Taylor MORETON (Suzuki)	6	259	0													6	0	0	0		
30 Jack KNIGHTS (Aprilia)	5	260	1									3	2				0	0	0		
31 Kieran KENT (Yamaha)	5	260	0	2						3							0	0	0		
32 Filippo ROVELLI (Triumph)	5	260	0												5		0	0	0		
33 Al FAGAN (Triumph)	2	263	3									2					0	0	0		
34 Sam GREEN (Aprilia)	1	264	1			1											0	0	0		