

OMOLOGATO®
1p)mobile



PIRELLI NATIONAL SPORTBIKE CHAMPIONSHIP

With Moneybarn Vehicle Finance

MSVR
MOTORSPORT VISION RACING

Round 6
Thruxton

9th – 11th August 2024



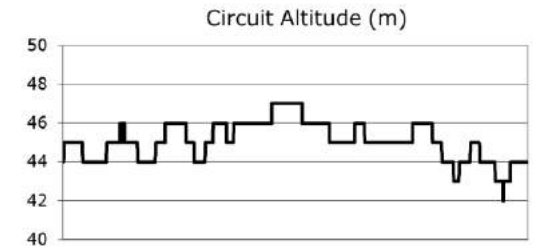
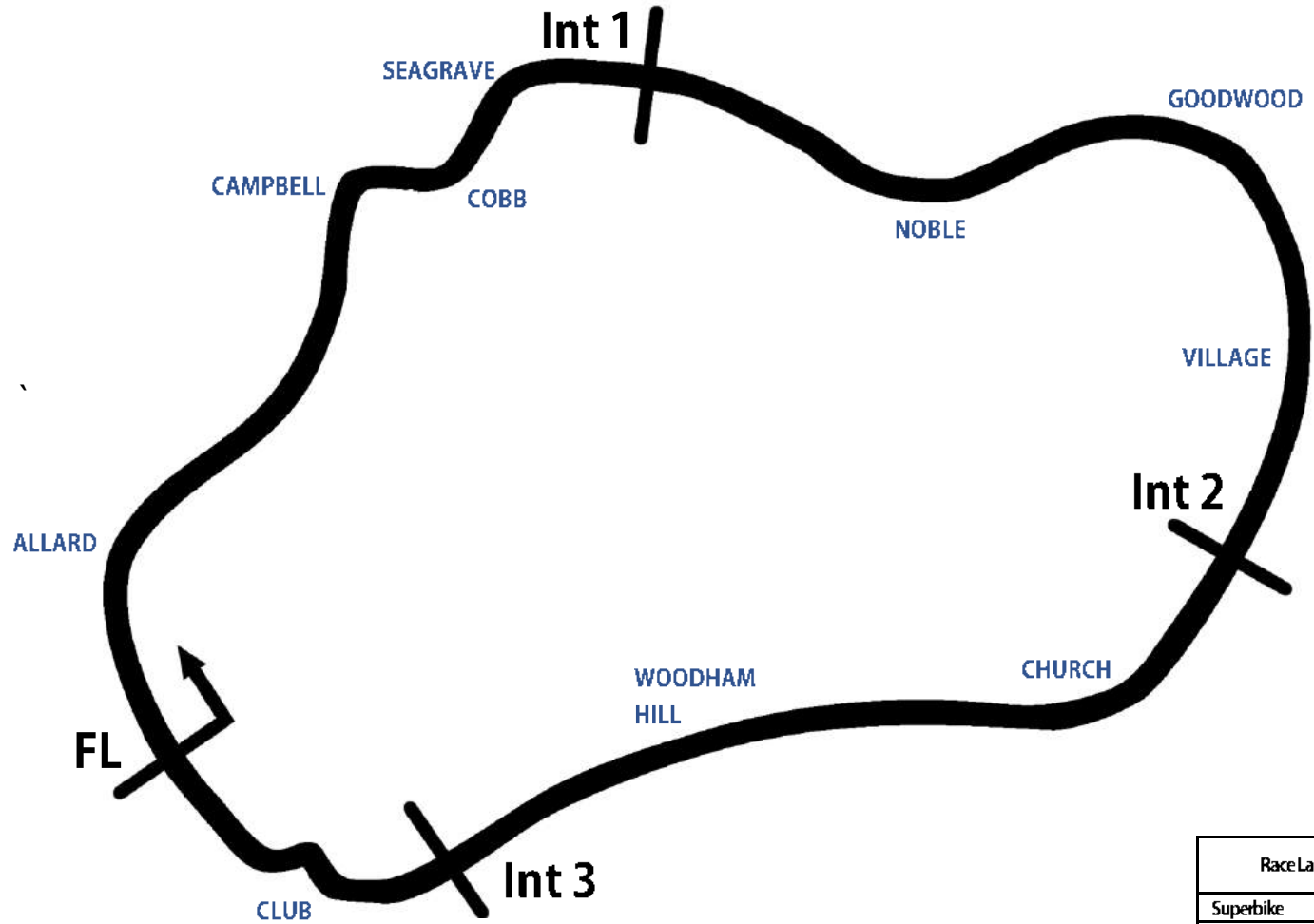
Timing & Results Provided by Timing Solutions Ltd

www.tsl-timing.com



Thruxton Circuit

Andover, Hampshire, UK



Length	2.3560 Miles 3.791 km 3791.6 m		
FL	51.20766 N	1.60897 W	
Int 1	1128m	51.21418 N	1.60062 W
Int 2	2380m	51.20983 N	1.59065 W
Int 3	3344m	51.20638 N	1.60388 W
Pit Entry	3697m	51.20680 N	1.60788 W
Pit Exit	100m after FL	51.20844 N	1.60924 W
Pit Entry - Pit Exit	219m, 15.8s @ 50kph, 13.1s @ 60kph		

Race Lap Records		Best Sector Information (Any Session)							
		S1	S1 Mph	S2	S2 Mph	S3	S3 Mph	S4	FL Mph
Superbike	1:14.655	25.606	129.3	19.859	161.7	15.931	147.1	11.972	137.7
Superstock (1000)	1:15.920	26.190	127.0	20.330	154.3	16.310	145.2	12.160	133.4
Supersport / GP2	1:16.247	26.029	121.5	20.465	151.1	16.845	144.6	12.390	126.4
Sidecar 600	1:19.126	26.462	105.8	20.737	130.0	17.648	136.1	13.229	103.8
BMW F900 R Cup	1:21.404	27.240	110.1	22.044	128.3	18.529	135.0	12.916	109.1
BTC 2020	1:21.961	27.133	106.6	21.979	124.9	18.739	130.8	13.038	105.3
Sportbike	TBE	TBE	TBE	TBE	TBE	TBE	TBE	TBE	TBE
Superteen	TBE	TBE	TBE	TBE	TBE	TBE	TBE	TBE	TBE
BSB Best Ever Lap	1:13.843	Share Byrne - Be Wiser Ducati - (Q2 23/7/16)							



Results & Live Timing available at – www.tsl-timing.com

2024 Bennetts British Superbike Championship - Round 7
 2024 Pirelli National Sportbike with Moneybarn Vehicle Finance



START LIST

NO	CL	NAME	NAT	ENTRY
4		Jack SMITH	SMI	GBR Aprilia RS660 - Woodland Racing
6		Jack KNIGHTS	KNI	GBR Aprilia RS660 - BlueMotion Racing
7		Jack KIRSCH	KIR	GBR Kawasaki - Sycmirus Motorsport
8		Ash BARNES	BAR	GBR Yamaha YZF-R7 - Raceways Yamaha
11		Sean O'REILLY	O'RE	GBR Aprilia RS660 - Moto Muzzi Racing Aprilia
13		Edoardo COLOMBI	COL	ITA Aprilia RS660 - Gradara Corse Asd
14		Lewis ARROWSMITH	ARR	GBR Aprilia RS660 - Arrowsmith Racing
17		Zak SHELTON	SHE	GBR Aprilia RS660 - XMT Racing
18		Jodie FIELDHOUSE	FIE	GBR Aprilia - Go Pink Racing
20		Jack MUIR	MUI	GBR Aprilia RS660 - Jack Muir Racing
23		Joe ELLIS	ELL	GBR Aprilia RS660 - JPR
25		Thomas STRUDWICK	STR	GBR Triumph Daytona 660 - TS Racing
28		Alfie DAVIDSON	DAV	GBR Aprilia RS660 - IN Competition / SENCAT Aprilia
29		Aaron DAYKIN	DAY	GBR Aprilia RS660 - 929 Racing
34		Aaron SILVESTER	SIL	GBR Triumph Daytona 660 - MIH Solutions / Macadam Racing
40		Darragh CREAM	CRE	IRL Aprilia RS660 - DJ Racing Aprilia
44		Sam GREEN	GRE	GBR Aprilia RS660 - Bruce Racing
47		Richard COOPER	COO	GBR Triumph Daytona 660 - PHR Performance Triumph
51		Rossi BANHAM	BAN	GBR Yamaha YZF-R7 - RB Racing
55		Harrison DESSOY	DES	GBR Yamaha YZF-R7 - Rev2Race Yamaha
56		Charlie ATKINS	ATK	GBR Kawasaki Ninja 650 - Sycmirus Motorsport
60		Lennon DOCHERTY	DOC	GBR Kawasaki Ninja 650 - Sycmirus Motorsport
61		Cameron HARRIS	HAR	GBR Aprilia RS660 - Harris Racing / PW Gates
66		Katie HAND	HAN	GBR Triumph Daytona 660 - MIH Solutions / Macadam Racing
67		Jacob STEPHENSON	J.STE	GBR Yamaha YZF-R7 - Rev2Race Yamaha
69		Joshua PROUDFOOT	PRO	GBR Yamaha YZF-R7 - Rev2Race Yamaha
73		AI FAGAN	FAG	GBR Triumph Daytona 660 - Macadam Triumph Racing
74		Finn SMART-WEEDEN	SWE	GBR Aprilia RS660 - Definnitive Racing
76		Rhys STEPHENSON	R.STE	GBR Triumph Daytona 660 - Rocket Racing
77		Oliver MORGAN-EDWARDS	MED	GBR Aprilia RS660 - OME Racing
85		Jayden MARTIN	MAR	AUS Triumph Daytona 660 - MIH Solutions / Macadam Racing

Total Competitors: 31

Thruxton: 2.3560 miles

Printed - 15:16 Tuesday, 06 August 2024

Results can be found at www.tsl-timing.com



2024 Pirelli National Sportbike with Moneybarn Vehicle Finance
RIDER PERFORMANCE CHART



#	NAME / BIKE	1 4th - 6th May		2 Oulton Park International		3 17th - 19th May		4 Donington Park GP		5 14th - 16th June		6 Knockhill		7 5th - 7th July		8 19th - 21st July		9 9th - 11th August		10 Thruxton		11 24th - 26th August		12 13th - 15th September		13 Oulton Park International		14 27th - 29th September		15 11th - 13th October		16 Brands Hatch GP						
		1	2	3	4	5	6	7	8	9	10	11	12	13	14	15	16	17	18	19	20	21	22	23	24	25	26	27	28	29	30							
3	Benji COMPTON (Triumph)																																					
4	Jack SMITH (Aprilia)	13	DNF	11	18	15	DNF	DNF	20																													
6	Jack KNIGHTS (Aprilia)	21	17	17	DNF	DNS	DNS	DNF	23																													
7	Jack KIRSCH (Kawasaki)	DNF	DNS																																			
8	Ash BARNES (Yamaha)	5	3	3	5	3	4	7	5																													
10	Kieran KENT (Yamaha)	12	DNF												13																							
11	Sean O'REILLY (Aprilia)	17	10	DNF	20	17	9	20	18																													
13	Edoardo COLOMBI (Aprilia)	1	1	1*	1*	4	2	1	1*																													
14	Lewis ARROWSMITH (Aprilia)	11	8	10	10																																	
17	Zak SHELTON (Aprilia)	8	DNF	5	DNF	DQ	DNF	8	10																													
18	Jodie FIELDHOUSE (Aprilia)	DNF	19	DNF	22			23	DNF																													
20	Jack MUIR (Aprilia)	22	16	19	19	20	16	19	15																													
23	Joe ELLIS (Aprilia)	16	12	20	15	19	DNS	DNF	16																													
25	Thomas STRUDWICK (Triumph)	4	DNF	4	3	6	8	3	3																													
28	Alfie DAVIDSON (Aprilia)	9	5	9	9	8	6	10	9																													
29	Aaron DAYKIN (Aprilia)								17																													
34	Aaron SILVESTER (Triumph)	3	DNF	DNF	6	5	3	5	6																													
40	Darragh CREAN (Aprilia)	20	11	13	DNF	18	13																															
44	Sam GREEN (Aprilia)	DNS	18	15	16			21	DNF																													
47	Richard COOPER (Triumph)	2*	2*	2	2	1*	1*	2*	2																													
51	Rossi BANHAM (Yamaha)	DNF	DNS	8	11	DNS	11	9	12																													
55	Harrison DESSOY (Yamaha)	6	4	DNF	4	2	DNF	4	4																													
56	Charlie ATKINS (Kawasaki)	DNF	9	DNF	DNF	10	7	DNF	DNF																													
60	Lennon DOCHERTY (Kawasaki)			21	21	7	5	18	DNF																													
61	Cameron HARRIS (Aprilia)	15	13	12	12	16	15	14	17																													
66	Katie HAND (Triumph)	14	DNF	14	13	21	DNF	22	19																													
67	Jacob STEPHENSON (Yamaha)					13	DNF	15	13																													
69	Joshua PROUDFOOT (Yamaha)	18	15	18	17	12	12	DNF	24																													
74	Finn SMART-WEEDEN (Aprilia)	10	7	DNF	DNS	9	DNF	16	8																													
76	Rhys STEPHENSON (Triumph)	DNF	6	6	7	DNS	DNS	6	7																													
77	Oliver MORGAN-EDWARDS (Aprilia)	19	14	16	14	14	10	DNF	21																													
85	Jayden MARTIN (Triumph)	7	DNF	7	8	11	DNF	12	14																													
96	Caolan IRWIN (Aprilia)							11	11																													
99	Fabian DRESLER (Triumph)								22																													

* Denotes Fastest Lap | DNF = Did Not Finish | DNQ = Did Not Qualify | DNS = Did Not Start |

NC = Finished but Not Classified | DQ - Disqualified | Change of Team/Machine ||

Denotes Pole Position

Wildcard / None Points Scorer

2024 Pirelli National Sportbike with Moneybarn Vehicle Finance
LAPS LED



#	NAME / BIKE	4th - 6th May		17th - 19th May		14th - 16th June		5th - 7th July		9th - 11th August		24th - 26th August		13th - 15th September		27th - 29th September		14th - 13th October		TOTAL
		1	2	3	4	5	6	7	8	9	10	11	12	13	14	15				
13	Edoardo COLOMBI (Aprilia)	7	10	12	12			10	11											62
47	Richard COOPER (Triumph)		2			8	22	1	1											34

BOLD NUMBER INDICATES RACE WINNER

FREE PRACTICE 1 - CLASSIFICATION

POS	NO	NAME	NAT	ENTRY	TIME	ON	LAPS	GAP	DIFF	MPH
1	47	Richard COOPER	GBR	Triumph Daytona 660 - PHR Performance Triumph	1:20.780	12	14			104.99
2	25	Thomas STRUDWICK	GBR	Triumph Daytona 660 - TS Racing	1:21.940	17	18	1.160	1.160	103.51
3	13	Edoardo COLOMBI	ITA	Aprilia RS660 - Gradara Corse Asd	1:22.026	15	16	1.246	0.086	103.40
4	34	Aaron SILVESTER	GBR	Triumph Daytona 660 - MIH Solutions / Macadam Raci	1:22.062	13	14	1.282	0.036	103.35
5	55	Harrison DESSOY	GBR	Yamaha YZF-R7 - Rev2Race Yamaha	1:22.208	14	15	1.428	0.146	103.17
6	8	Ash BARNES	GBR	Yamaha YZF-R7 - Raceways Yamaha	1:22.331	13	18	1.551	0.123	103.01
7	76	Rhys STEPHENSON	GBR	Triumph Daytona 660 - Rocket Racing	1:22.385	11	16	1.605	0.054	102.95
8	28	Alfie DAVIDSON	GBR	Aprilia RS660 - IN Competition / SENCAT Aprilia	1:22.750	17	17	1.970	0.365	102.49
9	17	Zak SHELTON	GBR	Aprilia RS660 - XMT Racing	1:23.223	11	15	2.443	0.473	101.91
10	51	Rossi BANHAM	GBR	Yamaha YZF-R7 - RB Racing	1:23.457	7	18	2.677	0.234	101.62
11	60	Lennon DOCHERTY	GBR	Kawasaki Ninja 650 - Symcirrus Motorsport	1:24.280	16	16	3.500	0.823	100.63
12	74	Finn SMART-WEEDEN	GBR	Aprilia RS660 - Definitive Racing	1:24.845	11	14	4.065	0.565	99.96
13	56	Charlie ATKINS	GBR	Kawasaki Ninja 650 - Symcirrus Motorsport	1:25.015	11	13	4.235	0.170	99.76
14	85	Jayden MARTIN	AUS	Triumph Daytona 660 - MIH Solutions / Macadam Raci	1:25.177	14	15	4.397	0.162	99.57
15	77	Oliver MORGAN-EDWARDS	GBR	Aprilia RS660 - OME Racing	1:25.301	10	15	4.521	0.124	99.43
16	23	Joe ELLIS	GBR	Aprilia RS660 - JPR	1:25.445	15	16	4.665	0.144	99.26
17	67	Jacob STEPHENSON	GBR	Yamaha YZF-R7 - Rev2Race Yamaha	1:25.544	17	17	4.764	0.099	99.14
18	20	Jack MUIR	GBR	Aprilia RS660 - Jack Muir Racing	1:25.568	16	16	4.788	0.024	99.12
19	11	Sean O'REILLY	GBR	Aprilia RS660 - Moto Muzzi Racing Aprilia	1:25.831	16	17	5.051	0.263	98.81
20	4	Jack SMITH	GBR	Aprilia RS660 - Woodland Racing	1:26.681	16	16	5.901	0.850	97.84
21	44	Sam GREEN	GBR	Aprilia RS660 - Bruce Racing	1:26.861	14	15	6.081	0.180	97.64
22	29	Aaron DAYKIN	GBR	Aprilia RS660 - 929 Racing	1:27.232	16	16	6.452	0.371	97.23
23	18	Jodie FIELDHOUSE	GBR	Aprilia - Go Pink Racing	1:27.296	17	17	6.516	0.064	97.15
24	61	Cameron HARRIS	GBR	Aprilia RS660 - Harris Racing / PW Gates	1:27.616	14	15	6.836	0.320	96.80
25	73	Al FAGAN	GBR	Triumph Daytona 660 - Macadam Triumph Racing	1:28.253	6	6	7.473	0.637	96.10
26	66	Katie HAND	GBR	Triumph Daytona 660 - MIH Solutions / Macadam Raci	1:28.615	11	16	7.835	0.362	95.71

QUALIFYING LAPTIME (110.0% of 1:20.780) = 1:28.858

27	69	Joshua PROUDFOOT	GBR	Yamaha YZF-R7 - Rev2Race Yamaha	1:29.445	16	16	8.665	0.830	94.82
28	6	Jack KNIGHTS	GBR	Aprilia RS660 - BlueMotion Racing	1:31.011	12	13	10.231	1.566	93.19

Comments:

#55 - Lap 12 time cancelled - Course Cut at T12/13/14

Weather / Track : Cloudy / Dry

These results are provisional until the conclusion of any judicial and technical matters.

Date: 09/08/2024 Start: 09:00 Finish: 09:25

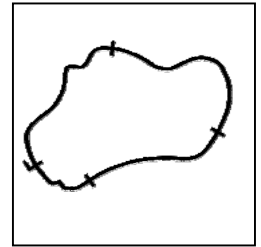
Thruxton: 2.3560 miles

Race Director: Stuart Higgs <i>S. Higgs</i> <small>Digitally Approved at 09:41 Friday, 09 August 2024</small>	Stewards:	Timekeeper: Richard Evans <i>R. EVANS</i> <small>Digitally Approved at 09:34 Friday, 09 August 2024</small>	
---	-----------	---	--

Results can be found at www.tsl-timing.com

Printed - 09:27 Friday, 09 August 2024

FREE PRACTICE 1 - SECTOR ANALYSIS



SECTOR 1 = FL to I1, SECTOR 2 = I1 to I2 SECTOR 3 = I2 to I3, SECTOR 4 = I3 to FL, DIFF = Difference To Personal Best Lap, P = Crossed Finish Line in Pit Lane, D = Time Disallowed

P1 47		Richard COOPER				Triumph Daytona 660 - PHR Performance Triumph			
IDEAL LAP TIME : 1:20.705		BEST LAP TIME : 1:20.780				DIFFERENCE : 0.075			
LAP	SECTOR 1	SECTOR 2	SECTOR 3	SECTOR 4	LAP TIME	MPH	DIFF	TIME OF DAY	
1 -	OUTLAP	103.0	24.568	122.2	20.338	103.7	14.540	108.2	09:03:03.317
2 -	28.464	107.5	22.671	126.6	19.423	129.8	13.394	108.5	1:23.952 101.02 3.172 09:04:27.269
3 -	27.740	110.3	22.184	126.3	19.171	129.3	13.109	109.8	1:22.204 103.17 1.424 09:05:49.473
4 -	27.458	109.8	22.151	127.5	19.010	128.8	13.134	109.8	1:21.753 103.74 0.973 09:07:11.226
5 -	28.184	109.1	22.341	126.8	19.002	126.3	13.336	108.4	1:22.863 102.35 2.083 09:08:34.089
6 -	28.904	107.0	22.623	126.6	18.985	126.3	13.361	110.1	1:23.873 101.12 3.093 09:09:57.962
7 -	27.410	110.0	22.111	127.0	19.127	132.3	14.314	107.8	1:22.962 102.23 2.182 09:11:20.924
8 -	27.355	110.3	22.036	126.8	18.827	126.1	13.068	109.6	1:21.286 (2) 104.34 0.506 09:12:42.210
9 -	29.954	105.6	23.184	120.6	19.762	110.1	IN PIT		1:26.686 P 97.84 5.906 09:14:08.896
10 -	OUTLAP	107.8	22.663	127.5	19.457	118.7	13.508	109.1	5:39.912 24.95 4:19.132 09:19:48.808
11 -	28.351	110.5	23.115	126.1	18.900	127.5	13.191	110.1	1:23.557 101.50 2.777 09:21:12.365
12 -	27.220	110.3	21.792	129.5	18.625	128.8	13.143	110.3	1:20.780 (1) 104.99 09:22:33.145
13 -	27.418	108.5	21.968	129.3	18.834	127.3	13.429	110.3	1:21.649 (3) 103.87 0.869 09:23:54.794
14 -	28.166	110.5	22.024	126.1	19.039	116.7	13.928	109.4	1:23.157 101.99 2.377 09:25:17.951

P2 25		Thomas STRUDWICK				Triumph Daytona 660 - TS Racing			
IDEAL LAP TIME : 1:21.768		BEST LAP TIME : 1:21.940				DIFFERENCE : 0.172			
LAP	SECTOR 1	SECTOR 2	SECTOR 3	SECTOR 4	LAP TIME	MPH	DIFF	TIME OF DAY	
1 -	OUTLAP	101.9	24.512	118.5	20.740	105.3	15.245	105.1	09:01:35.816
2 -	29.954	105.8	22.871	121.3	20.000	110.9	14.223	107.5	1:27.048 97.43 5.108 09:03:02.864
3 -	28.851	105.5	22.693	122.0	19.639	118.1	13.838	107.8	1:25.021 99.75 3.081 09:04:27.885
4 -	28.342	107.8	22.341	123.5	19.251	131.0	13.514	108.5	1:23.448 101.63 1.508 09:05:51.333
5 -	28.132	105.8	22.550	123.5	19.284	125.6	13.650	108.0	1:23.616 101.43 1.676 09:07:14.949
6 -	28.175	107.5	22.358	124.5	19.559	122.9	13.673	107.5	1:23.765 101.25 1.825 09:08:38.714
7 -	28.310	106.3	22.538	122.6	19.640	124.9	13.724	108.7	1:24.212 100.71 2.272 09:10:02.926
8 -	28.390	106.6	22.401	122.9	19.512	129.3	13.512	108.0	1:23.815 101.19 1.875 09:11:26.741
9 -	27.895	108.2	22.303	123.5	19.163	131.3	13.348	108.4	1:22.709 102.54 0.769 09:12:49.450
10 -	27.842	107.8	22.376	124.0	18.931	131.8	13.540	108.9	1:22.689 (3) 102.57 0.749 09:14:12.139
11 -	28.163	108.4	22.483	123.3	19.404	128.3	13.793	108.5	1:23.843 101.16 1.903 09:15:35.982
12 -	28.073	108.4	22.802	122.0	19.388	109.6	14.258	107.3	1:24.521 100.34 2.581 09:17:00.503
13 -	27.861	107.0	22.413	123.5	19.170	130.8	13.505	107.8	1:22.949 102.25 1.009 09:18:23.452
14 -	28.272	108.9	22.602	124.0	19.239	116.9	13.854	107.3	1:23.967 101.01 2.027 09:19:47.419
15 -	28.104	107.5	22.543	122.4	19.343	128.5	13.344	108.5	1:23.334 101.77 1.394 09:21:10.753
16 -	27.815	108.2	22.187	124.2	19.085	132.6	13.360	108.2	1:22.447 (2) 102.87 0.507 09:22:33.200
17 -	27.644	109.8	22.029	126.1	18.751	122.9	13.516	110.7	1:21.940 (1) 103.51 09:23:55.140
18 -	28.642	108.2	22.171	126.3	18.997	127.5	13.494	109.8	1:23.304 101.81 1.364 09:25:18.444

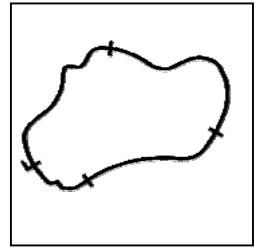
P3 13		Edoardo COLOMBI				Aprilia RS660 - Gradara Corse Asd			
IDEAL LAP TIME : 1:21.604		BEST LAP TIME : 1:22.026				DIFFERENCE : 0.422			
LAP	SECTOR 1	SECTOR 2	SECTOR 3	SECTOR 4	LAP TIME	MPH	DIFF	TIME OF DAY	
1 -	OUTLAP	101.5	27.829	118.3	22.345	93.0	16.073	105.0	09:01:51.508
2 -	32.469	104.5	25.329	122.9	20.406	94.9	15.300	107.5	1:33.504 90.70 11.478 09:03:25.012
3 -	30.841	106.3	23.788	122.6	19.720	114.5	14.215	109.1	1:28.564 95.76 6.538 09:04:53.576
4 -	29.691	108.7	24.025	121.7	19.825	110.7	14.204	108.0	1:27.745 96.66 5.719 09:06:21.321
5 -	28.511	107.3	22.709	123.8	19.599	111.6	14.127	109.8	1:24.946 99.84 2.920 09:07:46.267
6 -	28.638	108.5	22.561	121.7	19.669	116.7	IN PIT		1:24.696 P 100.14 2.670 09:09:10.963
7 -	OUTLAP	106.0	23.100	119.4	19.646	121.3	13.673	108.0	2:56.400 48.08 1:34.374 09:12:07.363
8 -	28.882	107.0	22.487	123.1	19.786	119.8	13.656	108.2	1:24.811 100.00 2.785 09:13:32.174
9 -	27.563	108.7	22.250	124.5	19.476	129.3	13.516	107.8	1:22.805 102.42 0.779 09:14:54.979
10 -	27.540	111.8	22.091	123.3	19.447	128.8	13.295	107.7	1:22.373 (3) 102.96 0.347 09:16:17.352
11 -	27.601	106.3	22.255	122.6	19.637	128.3	13.185	108.4	1:22.678 102.58 0.652 09:17:40.030
12 -	27.566	108.0	22.185	125.2	19.285	133.4	13.019	109.8	1:22.055 (2) 103.36 0.029 09:19:02.085
13 -	27.490	109.4	21.894	127.5	19.804	118.5	13.346	109.4	1:22.534 102.76 0.508 09:20:24.619
14 -	32.897	103.2	22.351	126.3	19.477	130.3	13.120	110.5	1:27.845 96.55 5.819 09:21:52.464
15 -	27.561	108.0	22.112	125.2	19.201	131.3	13.152	109.2	1:22.026 (1) 103.40 09:23:14.490
16 -	33.222	104.2	23.034	122.4	20.157	117.7	IN PIT		1:29.580 P 94.68 7.554 09:24:44.070

MCRCB BULLETIN TK002

2024 Bennetts British Superbike Championship - Round 7

2024 Pirelli National Sportbike with Moneybarn Vehicle Finance

FREE PRACTICE 1 - SECTOR ANALYSIS



SECTOR 1 = FL to I1, SECTOR 2 = I1 to I2 SECTOR 3 = I2 to I3, SECTOR 4 = I3 to FL, DIFF = Difference To Personal Best Lap, P = Crossed Finish Line in Pit Lane, D = Time Disallowed

P4 34		Aaron SILVESTER				Triumph Daytona 660 - MIH Solutions / Macadam Racing Trium						
IDEAL LAP TIME : 1:21.466		BEST LAP TIME : 1:22.062				DIFFERENCE : 0.596						
LAP	SECTOR 1	SECTOR 2		SECTOR 3		SECTOR 4		LAP TIME	MPH	DIFF	TIME OF DAY	
1 -	OUTLAP	100.4	24.018	119.6	20.524	102.6	15.178	104.0			09:02:14.983	
2 -	29.005	105.3	22.980	122.0	19.557	113.5	14.465	104.6	1:26.007	98.61	3.945	09:03:40.990
3 -	29.760	105.8	23.214	119.8	19.612	115.7	14.078	106.1	1:26.664	97.86	4.602	09:05:07.654
4 -	27.959	108.5	22.620	123.5	19.199	116.3	13.716	106.8	1:23.494	101.58	1.432	09:06:31.148
5 -	27.887	106.6	22.827	121.3	19.491	117.1	14.051	107.2	1:24.256	100.66	2.194	09:07:55.404
6 -	28.430	107.7	22.525	122.9	19.498	113.7	13.992	106.1	1:24.445	100.43	2.383	09:09:19.849
7 -	27.915	107.5	22.752	123.3	19.723	111.6	14.190	107.0	1:24.580	100.27	2.518	09:10:44.429
8 -	27.505	109.2	22.317	122.6	19.476	119.6	13.863	108.2	1:23.161	101.99	1.099	09:12:07.590
9 -	28.774	89.0	23.412	123.3	19.571	113.3	IN PIT		1:24.951	P 99.84	2.889	09:13:32.541
10 -	OUTLAP	105.8	22.896	122.4	19.372	124.0	13.522	106.5	7:17.269	19.39	5:55.207	09:20:49.810
11 -	27.692	108.5	22.223	122.9	19.248	127.3	13.278	107.0	1:22.441	(3) 102.88	0.379	09:22:12.251
12 -	27.554	109.1	22.581	123.8	19.146	127.5	13.151	108.4	1:22.432	(2) 102.89	0.370	09:23:34.683
13 -	27.233	108.9	22.075	125.4	19.007	127.8	13.747	106.6	1:22.062	(1) 103.35		09:24:56.745
14 -	28.361	106.0	22.648	122.4	19.244	126.1	13.460	106.8	1:23.713	101.31	1.651	09:26:20.458

P5 55		Harrison DESSOY				Yamaha YZF-R7 - Rev2Race Yamaha						
IDEAL LAP TIME : 1:21.940		BEST LAP TIME : 1:22.208				DIFFERENCE : 0.268						
LAP	SECTOR 1	SECTOR 2		SECTOR 3		SECTOR 4		LAP TIME	MPH	DIFF	TIME OF DAY	
1 -											09:01:36.052	
2 -								1:27.447	96.99	5.239	09:03:03.499	
3 -								1:24.766	100.05	2.558	09:04:28.265	
4 -								1:23.273	101.85	1.065	09:05:51.538	
5 -								1:23.555	101.50	1.347	09:07:15.093	
6 -								1:24.476	100.40	2.268	09:08:39.569	
7 -	OUTLAP	104.0	22.840	118.3	19.724	124.7	13.723	105.5	3:13.154	43.91	1:50.946	09:11:52.723
8 -	28.160	107.0	22.559	120.6	19.479	129.0	13.414	105.5	1:23.612	101.44	1.404	09:13:16.335
9 -	27.966	106.8	22.668	120.2	19.354	130.0	13.907	104.5	1:23.895	101.09	1.687	09:14:40.230
10 -	27.777	107.2	22.438	120.0	19.500	128.5	13.399	105.5	1:23.114	102.04	0.906	09:16:03.344
11 -	28.615	102.6	23.696	119.4	19.612	129.0	IN PIT		1:24.694	P 100.14	2.486	09:17:28.038
12 -	OUTLAP	105.1	22.501	121.1	19.290	131.3	13.146	106.0	3:27.479	D 40.93	2:04.971	09:20:55.217
13 -	27.756	107.3	22.288	122.0	19.632	129.5	13.335	105.8	1:23.011	(3) 102.17	0.803	09:22:18.228
14 -	27.704	108.0	22.177	122.9	19.119	129.5	13.208	106.5	1:22.208	(1) 103.17		09:23:40.436
15 -	27.498	110.3	22.620	121.1	19.473	129.3	13.179	106.1	1:22.770	(2) 102.47	0.562	09:25:03.206

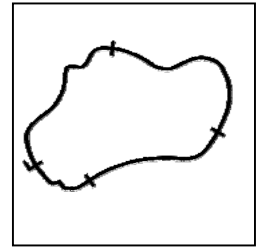
P6 8		Ash BARNES				Yamaha YZF-R7 - Raceways Yamaha						
IDEAL LAP TIME : 1:21.978		BEST LAP TIME : 1:22.331				DIFFERENCE : 0.353						
LAP	SECTOR 1	SECTOR 2		SECTOR 3		SECTOR 4		LAP TIME	MPH	DIFF	TIME OF DAY	
1 -	OUTLAP	101.9	25.159	118.5	20.836	101.9	14.698	105.3			09:02:20.658	
2 -	29.594	105.8	23.504	121.1	19.994	108.2	14.022	106.8	1:27.114	97.36	4.783	09:03:47.772
3 -	28.826	106.5	23.822	117.1	20.014	114.3	13.826	106.5	1:26.488	98.06	4.157	09:05:14.260
4 -	28.203	108.4	23.268	120.6	19.662	119.1	13.460	106.5	1:24.593	100.26	2.262	09:06:38.853
5 -	27.924	107.0	22.773	120.0	19.508	117.1	13.890	106.0	1:24.095	100.85	1.764	09:08:02.948
6 -	27.839	107.0	22.630	121.3	19.333	120.6	13.964	106.6	1:23.766	101.25	1.435	09:09:26.714
7 -	28.484	106.0	22.832	119.6	19.874	116.3	13.761	105.6	1:24.951	99.84	2.620	09:10:51.665
8 -	28.071	107.8	22.337	121.5	19.465	121.7	13.344	106.3	1:23.217	101.92	0.886	09:12:14.882
9 -	27.538	107.5	22.174	121.7	19.536	121.1	13.349	106.3	1:22.597	102.68	0.266	09:13:37.479
10 -	29.256	102.1	22.811	120.2	19.767	112.9	13.779	106.8	1:25.613	99.06	3.282	09:15:03.092
11 -	27.669	107.0	22.270	121.1	19.421	126.1	13.310	105.1	1:22.670	102.59	0.339	09:16:25.762
12 -	27.674	107.3	22.268	120.2	21.142	108.4	14.169	106.3	1:25.253	99.48	2.922	09:17:51.015
13 -	27.680	106.5	22.139	122.6	19.347	125.6	13.165	106.8	1:22.331	(1) 103.01		09:19:13.346
14 -	30.471	95.3	23.738	111.4	21.808	99.7	14.460	106.1	1:30.477	93.74	8.146	09:20:43.823
15 -	27.713	106.8	23.105	118.3	19.856	124.9	13.276	106.8	1:23.950	101.03	1.619	09:22:07.773
16 -	27.640	107.0	22.459	122.2	19.228	126.8	13.232	106.8	1:22.559	(3) 102.73	0.228	09:23:30.332
17 -	27.463	108.0	22.122	123.3	19.688	120.4	13.262	106.5	1:22.535	(2) 102.76	0.204	09:24:52.867
18 -	27.514	109.2	22.624	122.2	19.452	125.4	13.308	105.1	1:22.898	102.31	0.567	09:26:15.765

MCRCB BULLETIN TK002

2024 Bennetts British Superbike Championship - Round 7

2024 Pirelli National Sportbike with Moneybarn Vehicle Finance

FREE PRACTICE 1 - SECTOR ANALYSIS



SECTOR 1 = FL to I1, SECTOR 2 = I1 to I2 SECTOR 3 = I2 to I3, SECTOR 4 = I3 to FL, DIFF = Difference To Personal Best Lap, P = Crossed Finish Line in Pit Lane, D = Time Disallowed

P7 76		Rhys STEPHENSON				Triumph Daytona 660 - Rocket Racing						
IDEAL LAP TIME : 1:22.048		BEST LAP TIME : 1:22.385				DIFFERENCE : 0.337						
LAP	SECTOR 1	SECTOR 2		SECTOR 3		SECTOR 4		LAP TIME	MPH	DIFF	TIME OF DAY	
1 -	OUTLAP	101.5	26.674	117.7	21.461	90.4	15.028	106.1			09:01:56.495	
2 -	30.332	105.0	23.969	122.0	20.018	98.5	14.554	109.1	1:28.873	95.43	6.488	09:03:25.368
3 -	29.659	105.0	23.543	123.3	19.667	110.9	14.056	108.2	1:26.925	97.57	4.540	09:04:52.293
4 -	29.696	106.6	23.614	122.2	20.303	100.3	14.348	107.8	1:27.961	96.42	5.576	09:06:20.254
5 -	28.626	106.5	22.845	123.3	20.068	101.5	14.186	108.5	1:25.725	98.93	3.340	09:07:45.979
6 -	28.351	107.0	22.478	123.1	19.894	108.5	13.786	108.5	1:24.509	100.36	2.124	09:09:10.488
7 -	27.829	108.2	22.366	123.3	19.680	113.5	13.778	109.8	1:23.653	101.39	1.268	09:10:34.141
8 -	27.927	108.4	22.643	123.1	20.024	111.4	IN PIT		1:25.038	P 99.73	2.653	09:11:59.179
9 -	OUTLAP	106.0	22.570	124.0	19.377	109.1	13.563	108.2	4:18.772	32.77	2:56.387	09:16:17.951
10 -	27.750	108.4	22.496	123.3	19.400	115.5	13.391	109.8	1:23.037	102.14	0.652	09:17:40.988
11 -	27.429	109.4	22.144	126.6	19.174	119.8	13.638	106.8	1:22.385 (1)	102.95		09:19:03.373
12 -	27.542	109.4	22.154	125.9	19.260	113.7	13.719	109.2	1:22.675	(3) 102.58	0.290	09:20:26.048
13 -	27.884	106.6	22.798	123.1	19.505	119.6	13.645	108.5	1:23.832	101.17	1.447	09:21:49.880
14 -	27.663	108.0	22.263	124.7	19.214	122.9	13.414	109.8	1:22.554	(2) 102.74	0.169	09:23:12.434
15 -	27.706	109.8	22.628	124.2	19.469	116.5	13.444	110.5	1:23.247	101.88	0.862	09:24:35.681
16 -	28.134	109.2	22.250	124.2	19.501	118.3	13.301	108.9	1:23.186	101.95	0.801	09:25:58.867

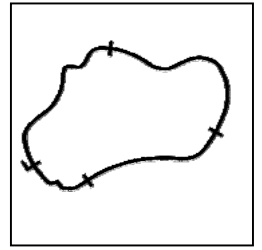
P8 28		Alfie DAVIDSON				Aprilia RS660 - IN Competition / SENCAT Aprilia						
IDEAL LAP TIME : 1:22.663		BEST LAP TIME : 1:22.750				DIFFERENCE : 0.087						
LAP	SECTOR 1	SECTOR 2		SECTOR 3		SECTOR 4		LAP TIME	MPH	DIFF	TIME OF DAY	
1 -	OUTLAP	103.2	25.087	119.6	20.747	108.4	14.825	106.3			09:01:43.958	
2 -	30.306	105.8	24.275	118.7	20.568	121.7	14.316	107.0	1:29.465	94.80	6.715	09:03:13.423
3 -	29.305	104.8	23.530	122.0	19.723	118.7	14.015	108.7	1:26.573	97.97	3.823	09:04:39.996
4 -	29.108	105.5	23.135	122.9	19.620	118.9	13.940	107.7	1:25.803	98.84	3.053	09:06:05.799
5 -	28.585	107.5	22.921	122.0	19.696	119.1	13.834	108.4	1:25.036	99.74	2.286	09:07:30.835
6 -	28.536	107.5	22.882	122.6	19.755	120.2	13.695	108.7	1:24.868	99.93	2.118	09:08:55.703
7 -	28.264	108.2	22.799	122.6	19.569	126.6	13.632	108.5	1:24.264	100.65	1.514	09:10:19.967
8 -	28.508	107.8	22.899	122.9	19.662	122.9	13.740	108.5	1:24.809	100.00	2.059	09:11:44.776
9 -	28.161	108.5	22.652	123.5	19.510	120.6	13.713	108.7	1:24.036	100.92	1.286	09:13:08.812
10 -	28.228	108.7	22.748	122.9	19.598	129.8	13.405	109.2	1:23.979	100.99	1.229	09:14:32.791
11 -	28.234	108.9	22.736	122.2	19.445	129.3	13.405	108.4	1:23.820	(3) 101.18	1.070	09:15:56.611
12 -	28.187	109.2	22.745	122.9	19.559	128.3	13.502	108.7	1:23.993	100.97	1.243	09:17:20.604
13 -	28.296	108.5	23.570	119.1	20.042	114.7	IN PIT		1:26.291	P 98.29	3.541	09:18:46.895
14 -	OUTLAP	107.3	22.880	122.9	19.561	127.3	13.642	108.7	2:19.167	60.94	56.417	09:21:06.062
15 -	28.317	108.0	22.605	125.2	19.398	128.5	13.473	109.4	1:23.793	(2) 101.22	1.043	09:22:29.855
16 -	28.252	109.4	22.594	127.5	20.013	116.3	13.965	108.9	1:24.824	99.99	2.074	09:23:54.679
17 -	27.889	109.6	22.346	126.6	19.023	125.4	13.492	108.9	1:22.750 (1)	102.49		09:25:17.429

P9 17		Zak SHELTON				Aprilia RS660 - XMT Racing						
IDEAL LAP TIME : 1:22.838		BEST LAP TIME : 1:23.223				DIFFERENCE : 0.385						
LAP	SECTOR 1	SECTOR 2		SECTOR 3		SECTOR 4		LAP TIME	MPH	DIFF	TIME OF DAY	
1 -	OUTLAP	99.4	27.101	114.1	22.880	81.4	IN PIT			P	09:02:15.693	
2 -	OUTLAP	103.8	25.028	116.5	21.349	100.6	15.089	100.1	2:23.957	58.91	1:00.734	09:04:39.650
3 -	29.955	106.5	23.733	118.1	20.279	100.9	IN PIT		1:28.402	P 95.94	5.179	09:06:08.052
4 -	OUTLAP	104.0	23.688	118.1	20.147	110.3	14.600	104.8	2:23.606	59.06	1:00.383	09:08:31.658
5 -	28.934	107.7	23.158	120.0	20.039	108.7	14.221	104.8	1:26.352	98.22	3.129	09:09:58.010
6 -	28.099	107.7	22.813	120.6	19.734	110.9	14.076	106.3	1:24.722	100.11	1.499	09:11:22.732
7 -	28.424	106.5	22.877	120.2	19.619	111.4	14.096	106.1	1:25.016	99.76	1.793	09:12:47.748
8 -	28.434	107.0	23.035	119.6	19.639	115.3	13.807	106.8	1:24.915	99.88	1.692	09:14:12.663
9 -	28.128	108.5	23.037	121.5	19.407	119.6	13.747	107.8	1:24.319	(3) 100.58	1.096	09:15:36.982
10 -	28.890	108.9	23.019	120.2	19.173	119.4	13.850	107.3	1:24.932	99.86	1.709	09:17:01.914
11 -	28.103	107.5	22.529	121.5	19.145	129.3	13.446	106.5	1:23.223 (1)	101.91		09:18:25.137
12 -	28.664	107.2	22.830	122.0	19.087	118.7	IN PIT		1:30.544	P 93.67	7.321	09:19:55.681
13 -	OUTLAP	107.0	22.715	121.5	19.700	123.8	13.716	105.6	2:33.318	55.32	1:10.095	09:22:28.999
14 -	28.803	106.6	22.810	121.3	19.347	121.5	13.736	106.6	1:24.696	100.14	1.473	09:23:53.695
15 -	27.776	106.6	22.778	120.0	19.627	122.4	13.942	106.0	1:24.123	(2) 100.82	0.900	09:25:17.818

2024 Bennetts British Superbike Championship - Round 7

2024 Pirelli National Sportbike with Moneybarn Vehicle Finance

FREE PRACTICE 1 - SECTOR ANALYSIS



SECTOR 1 = FL to I1, SECTOR 2 = I1 to I2 SECTOR 3 = I2 to I3, SECTOR 4 = I3 to FL, DIFF = Difference To Personal Best Lap, P = Crossed Finish Line in Pit Lane, D = Time Disallowed

P10 51		Rossi BANHAM				Yamaha YZF-R7 - RB Racing					
IDEAL LAP TIME : 1:23.032		BEST LAP TIME : 1:23.457				DIFFERENCE : 0.425					
LAP	SECTOR 1	SECTOR 2		SECTOR 3		SECTOR 4		LAP TIME	MPH	DIFF	TIME OF DAY
1 -	OUTLAP	101.6	26.873	116.9	21.177	97.2	15.123	104.8			09:01:47.254
2 -	29.559	105.6	23.811	124.5	19.695	116.1	13.994	107.0	1:27.059	97.42	3.602 09:03:14.313
3 -	29.313	106.5	22.870	128.8	19.394	120.2	13.703	107.0	1:25.280	99.45	1.823 09:04:39.593
4 -	28.452	107.5	22.896	125.2	19.711	119.4	13.590	107.3	1:24.649	100.19	1.192 09:06:04.242
5 -	28.293	108.9	22.741	124.9	19.590	122.2	13.608	107.3	1:24.232	100.69	0.775 09:07:28.474
6 -	28.092	108.2	22.844	124.9	19.553	124.7	13.518	107.8	1:24.007	100.96	0.550 09:08:52.481
7 -	27.971	109.2	22.572	125.6	19.355	123.8	13.559	107.5	1:23.457 (1)	101.62	09:10:15.938
8 -	27.798	107.2	22.965	122.9	19.648	123.5	13.662	106.8	1:24.073	100.88	0.616 09:11:40.011
9 -	28.410	106.6	22.754	125.4	19.403	121.3	13.480	107.5	1:24.047	100.91	0.590 09:13:04.058
10 -	27.769	108.0	22.597	126.1	19.478	113.5	13.748	107.5	1:23.592 (2)	101.46	0.135 09:14:27.650
11 -	28.222	107.7	23.222	124.5	19.946	123.8	13.455	107.7	1:24.845	99.96	1.388 09:15:52.495
12 -	28.294	107.8	22.732	124.7	19.727	122.2	13.526	107.5	1:24.279	100.63	0.822 09:17:16.774
13 -	28.162	107.2	22.812	124.5	19.518	125.6	13.342	108.0	1:23.834	101.17	0.377 09:18:40.608
14 -	28.222	106.5	22.746	126.8	19.349	114.9	14.177	108.5	1:24.494	100.38	1.037 09:20:05.102
15 -	28.307	104.6	22.964	125.4	19.376	120.9	13.473	107.5	1:24.120	100.82	0.663 09:21:29.222
16 -	28.770	106.1	22.990	125.4	19.457	124.7	13.560	107.2	1:24.777	100.04	1.320 09:22:53.999
17 -	27.932	108.7	22.701	125.6	19.543	122.6	13.478	108.4	1:23.654 (3)	101.38	0.197 09:24:17.653
18 -	28.019	107.7	23.120	123.8	19.937	120.4	13.733	105.8	1:24.809	100.00	1.352 09:25:42.462

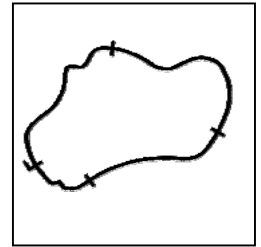
P11 60		Lennon DOCHERTY				Kawasaki Ninja 650 - Sycirrus Motorsport					
IDEAL LAP TIME : 1:24.280		BEST LAP TIME : 1:24.280				DIFFERENCE : 0.000					
LAP	SECTOR 1	SECTOR 2		SECTOR 3		SECTOR 4		LAP TIME	MPH	DIFF	TIME OF DAY
1 -	OUTLAP	97.6	27.740	98.9	25.010	79.6	16.523	98.6			09:02:14.939
2 -	30.877	100.9	24.422	114.7	22.106	93.9	15.362	100.7	1:32.767	91.42	8.487 09:03:47.706
3 -	29.838	102.9	23.802	115.1	21.219	106.1	14.462	103.0	1:29.321	94.95	5.041 09:05:17.027
4 -	29.789	100.9	24.915	107.5	21.592	104.8	14.487	101.3	1:30.783	93.42	6.503 09:06:47.810
5 -	29.347	101.0	23.811	114.7	21.362	111.8	14.506	101.5	1:29.026	95.27	4.746 09:08:16.836
6 -	29.448	100.9	23.649	114.5	20.828	117.1	14.078	101.8	1:28.003	96.37	3.723 09:09:44.839
7 -	29.017	102.4	23.295	116.9	20.455	117.9	14.115	103.0	1:26.882	97.62	2.602 09:11:11.721
8 -	30.137	104.5	23.679	119.1	21.035	108.0	15.231	100.7	1:30.082	94.15	5.802 09:12:41.803
9 -	29.420	102.9	23.465	122.2	20.858	109.4	17.947	100.9	1:31.690	92.50	7.410 09:14:13.493
10 -	28.579	104.2	22.982	120.0	20.266	115.5	13.929	103.0	1:25.756	98.90	1.476 09:15:39.249
11 -	28.402	105.1	22.759	121.7	20.001	124.0	13.696	103.0	1:24.858 (2)	99.95	0.578 09:17:04.107
12 -	29.270	85.3	27.871	109.2	22.050	101.5	IN PIT		1:34.391 P	89.85	10.111 09:18:38.498
13 -	OUTLAP	98.3	23.630	116.9	21.153	118.3	13.842	102.7	3:22.692	41.84	1:58.412 09:22:01.190
14 -	28.839	100.9	23.195	117.5	20.504	120.6	13.845	102.4	1:26.383	98.18	2.103 09:23:27.573
15 -	28.415	102.9	22.942	119.1	20.283	123.3	13.636	103.5	1:25.276 (3)	99.46	0.996 09:24:52.849
16 -	28.284	106.0	22.638	120.9	19.738	123.3	13.620	103.7	1:24.280 (1)	100.63	09:26:17.129

P12 74		Finn SMART-WEEDEN				Aprilia RS660 - Definitive Racing					
IDEAL LAP TIME : 1:24.653		BEST LAP TIME : 1:24.845				DIFFERENCE : 0.192					
LAP	SECTOR 1	SECTOR 2		SECTOR 3		SECTOR 4		LAP TIME	MPH	DIFF	TIME OF DAY
1 -	OUTLAP	96.8	27.314	105.1	23.749	87.9	16.232	92.9			09:02:32.495
2 -	33.336	100.7	25.691	116.1	22.022	92.5	15.189	103.0	1:36.238	88.13	11.393 09:04:08.733
3 -	30.892	105.0	24.726	117.3	21.848	90.6	15.062	105.8	1:32.528	91.66	7.683 09:05:41.261
4 -	30.292	105.0	24.267	120.0	20.847	99.8	14.344	105.5	1:29.750	94.50	4.905 09:07:11.011
5 -	29.824	106.1	23.920	121.5	20.572	99.4	14.350	102.2	1:28.666	95.65	3.821 09:08:39.677
6 -	29.015	107.0	23.620	120.6	20.357	107.5	13.938	107.8	1:26.930	97.56	2.085 09:10:06.607
7 -	29.413	104.5	23.982	118.7	20.942	99.2	14.078	106.0	1:28.415	95.92	3.570 09:11:35.022
8 -	28.893	105.8	23.375	121.7	20.611	103.7	13.760	105.8	1:26.639	97.89	1.794 09:13:01.661
9 -	28.661	107.2	23.135	122.6	20.363	108.4	13.577	107.5	1:25.736 (2)	98.92	0.891 09:14:27.397
10 -	28.383	106.5	23.183	122.4	20.637	100.3	13.719	107.8	1:25.922 (3)	98.71	1.077 09:15:53.319
11 -	28.445	108.5	22.972	124.0	19.959	110.9	13.469	108.2	1:24.845 (1)	99.96	09:17:18.164
12 -	30.283	101.6	24.887	116.3	21.269	94.7	IN PIT		1:30.703 P	93.50	5.858 09:18:48.867
13 -	OUTLAP	105.1	23.580	122.4	20.389	111.4	13.574	107.2	3:52.881	36.42	2:28.036 09:22:41.748
14 -	28.253	107.5	23.131	118.3	20.699	101.3	IN PIT		1:25.382 P	99.33	0.537 09:24:07.130

2024 Bennetts British Superbike Championship - Round 7

2024 Pirelli National Sportbike with Moneybarn Vehicle Finance

FREE PRACTICE 1 - SECTOR ANALYSIS



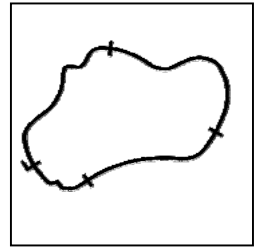
SECTOR 1 = FL to I1, SECTOR 2 = I1 to I2 SECTOR 3 = I2 to I3, SECTOR 4 = I3 to FL, DIFF = Difference To Personal Best Lap, P = Crossed Finish Line in Pit Lane, D = Time Disallowed

P13 56		Charlie ATKINS						Kawasaki Ninja 650 - Symcirrus Motorsport				
IDEAL LAP TIME : 1:24.482		BEST LAP TIME : 1:25.015				DIFFERENCE : 0.533						
LAP	SECTOR 1	SECTOR 2		SECTOR 3		SECTOR 4		LAP TIME	MPH	DIFF	TIME OF DAY	
1 -	OUTLAP	99.1	26.818	112.2	21.567	102.2	14.929	102.2			09:01:44.488	
2 -	30.448	103.5	24.495	112.4	20.564	109.6	14.229	103.4	1:29.736	94.51	4.721	09:03:14.224
3 -	29.741	105.6	23.632	116.1	20.263	106.3	14.160	103.8	1:27.796	96.60	2.781	09:04:42.020
4 -	29.040	103.0	23.599	116.5	20.328	115.9	13.928	103.8	1:26.895	97.60	1.880	09:06:08.915
5 -	31.437	101.5	24.407	109.2	21.703	109.8		IN PIT	1:31.012	P	5.997	09:07:39.927
6 -	OUTLAP	97.8	25.988	97.9	22.124	81.0	19.867	101.8	7:59.736	17.67	6:34.721	09:15:39.663
7 -	29.040	105.3	23.430	116.7	20.300	116.7	13.732	103.8	1:26.502	98.05	1.487	09:17:06.165
8 -	28.564	104.8	23.096	118.7	19.796	110.9	14.052	105.8	1:25.508	(3)	0.493	09:18:31.673
9 -	29.479	103.4	25.207	91.6	24.045	103.4	14.674	104.3	1:33.405	90.80	8.390	09:20:05.078
10 -	28.982	103.5	23.224	117.9	20.230	118.9	13.708	103.7	1:26.144	98.45	1.129	09:21:31.222
11 -	28.331	104.5	22.957	118.3	20.023	119.4	13.704	104.5	1:25.015	(1)	99.76	09:22:56.237
12 -	28.255	105.3	23.127	117.3	20.265	121.5	13.474	104.8	1:25.121	(2)	0.106	09:24:21.358
13 -	30.991	99.1	25.417	107.5	21.458	104.6		IN PIT	1:30.747	P	5.732	09:25:52.105

P14 85		Jayden MARTIN						Triumph Daytona 660 - MIH Solutions / Macadam Racing Triumf				
IDEAL LAP TIME : 1:24.910		BEST LAP TIME : 1:25.177				DIFFERENCE : 0.267						
LAP	SECTOR 1	SECTOR 2		SECTOR 3		SECTOR 4		LAP TIME	MPH	DIFF	TIME OF DAY	
1 -	OUTLAP	95.5	28.174	115.1	23.247	86.8	16.499	100.1			09:01:48.429	
2 -	32.947	100.7	25.761	117.7	21.959	84.6	15.523	104.2	1:36.190	88.17	11.013	09:03:24.619
3 -	31.569	103.4	24.919	116.3	21.566	85.9	15.346	104.0	1:33.400	90.80	8.223	09:04:58.019
4 -	30.463	104.8	24.248	117.5	20.829	108.7	14.402	106.1	1:29.942	94.30	4.765	09:06:27.961
5 -	29.668	104.8	24.575	116.3	20.207	107.3	14.571	105.6	1:29.021	95.27	3.844	09:07:56.982
6 -	29.597	104.3	23.701	118.7	20.303	106.0	14.351	105.3	1:27.952	96.43	2.775	09:09:24.934
7 -	29.483	103.7	24.249	120.0	20.052	104.2	14.206	106.1	1:27.990	96.39	2.813	09:10:52.924
8 -	29.461	106.3	24.014	119.4	20.037	104.0	14.362	106.0	1:27.874	96.52	2.697	09:12:20.798
9 -	29.496	105.0	23.534	118.9	20.201	100.4		IN PIT	1:27.275	P	2.098	09:13:48.073
10 -	OUTLAP	100.6	24.510	117.1	20.041	112.4	14.382	104.6	3:42.884	38.05	2:17.707	09:17:30.957
11 -	29.534	105.8	23.507	120.4	20.138	109.1	13.792	107.8	1:26.971	(3)	1.794	09:18:57.928
12 -	29.162	105.5	24.152	122.2	20.111	109.2	14.155	101.2	1:27.580	96.84	2.403	09:20:25.508
13 -	29.270	105.1	23.751	121.3	19.800	112.2	14.007	107.2	1:26.828	(2)	1.651	09:21:52.336
14 -	28.740	105.8	22.930	124.0	19.719	113.5	13.788	107.2	1:25.177	(1)	99.57	09:23:17.513
15 -	28.530	106.5	22.873	122.6	20.011	108.7		IN PIT	1:24.880	P	99.92	09:24:42.393

P15 77		Oliver MORGAN-EDWARDS						Aprilia RS660 - OME Racing				
IDEAL LAP TIME : 1:25.088		BEST LAP TIME : 1:25.301				DIFFERENCE : 0.213						
LAP	SECTOR 1	SECTOR 2		SECTOR 3		SECTOR 4		LAP TIME	MPH	DIFF	TIME OF DAY	
1 -	OUTLAP	100.3	26.157	116.9	22.232	91.1	15.975	101.0			09:01:48.423	
2 -	31.433	102.2	26.106	114.3	21.110	99.5	14.807	102.2	1:33.456	90.75	8.155	09:03:21.879
3 -	30.994	102.7	24.730	118.1	20.851	104.0	14.646	103.8	1:31.221	92.97	5.920	09:04:53.100
4 -	29.929	105.8	24.480	120.4	20.128	104.5	14.253	104.6	1:28.790	95.52	3.489	09:06:21.890
5 -	29.290	105.3	23.438	120.0	20.390	105.0	14.477	102.4	1:27.595	96.82	2.294	09:07:49.485
6 -	29.491	104.0	23.522	119.1	20.800	106.8		IN PIT	1:27.722	P	2.421	09:09:17.207
7 -	OUTLAP	102.4	23.947	119.8	20.036	109.8	14.408	104.2	4:47.308	29.52	3:22.007	09:14:04.515
8 -	29.520	104.6	23.798	106.1	20.339	115.5	14.008	103.8	1:27.665	96.75	2.364	09:15:32.180
9 -	29.015	105.0	23.636	120.0	20.186	109.2	14.061	104.5	1:26.898	97.60	1.597	09:16:59.078
10 -	28.888	105.0	22.929	123.3	19.640	116.3	13.844	104.5	1:25.301	(1)	99.43	09:18:24.379
11 -	29.392	105.8	23.045	124.0	19.427	115.7	14.124	105.8	1:25.988	(2)	0.687	09:19:50.367
12 -	29.477	104.3	23.658	119.4	19.875	114.7	13.962	104.3	1:26.972	97.52	1.671	09:21:17.339
13 -	29.053	104.8	23.093	119.6	20.028	111.1	13.979	104.0	1:26.153	98.44	0.852	09:22:43.492
14 -	28.891	107.0	23.330	117.5	19.922	111.6	13.899	106.0	1:26.042	(3)	0.741	09:24:09.534
15 -	28.922	104.6	23.540	117.7	20.107	122.4	13.944	102.2	1:26.513	98.03	1.212	09:25:36.047

FREE PRACTICE 1 - SECTOR ANALYSIS



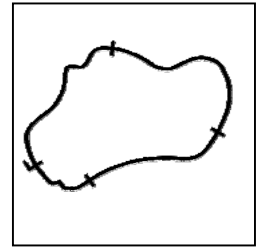
SECTOR 1 = FL to I1, SECTOR 2 = I1 to I2 SECTOR 3 = I2 to I3, SECTOR 4 = I3 to FL, DIFF = Difference To Personal Best Lap, P = Crossed Finish Line in Pit Lane, D = Time Disallowed

P16 23		Joe ELLIS						Aprilia RS660 - JPR					
IDEAL LAP TIME : 1:25.192		BEST LAP TIME : 1:25.445						DIFFERENCE : 0.253					
LAP	SECTOR 1	SECTOR 2		SECTOR 3		SECTOR 4		LAP TIME	MPH	DIFF	TIME OF DAY		
1 -	OUTLAP	99.8	28.540	114.1	22.786	87.3	17.749	100.1			09:01:50.126		
2 -	33.149	99.1	26.097	118.1	21.426	94.3	16.647	103.0	1:37.319	87.15	11.874	09:03:27.445	
3 -	31.640	100.1	24.720	115.3	21.780	87.0		IN PIT	1:35.204	P	89.08	09:05:02.649	
4 -	OUTLAP	99.2	24.469	118.5	21.193	102.1	15.796	101.2	2:07.217		66.67	41.772	09:07:09.866
5 -	30.859	103.2	24.307	116.9	20.789	102.4	15.433	102.1	1:31.388		92.80	5.943	09:08:41.254
6 -	30.352	103.4	24.078	117.9	20.732	110.5	14.841	103.8	1:30.003		94.23	4.558	09:10:11.257
7 -	30.425	101.9	24.058	117.1	21.134	104.3	14.952	103.7	1:30.569		93.64	5.124	09:11:41.826
8 -	29.835	103.5	23.967	115.7	20.365	108.9	14.688	103.7	1:28.855		95.45	3.410	09:13:10.681
9 -	29.437	103.0	23.999	116.1	20.663	108.4		IN PIT	1:28.298	P	96.05	2.853	09:14:38.979
10 -	OUTLAP	102.4	24.113	117.7	20.133	118.3	14.385	102.7	3:04.557		45.95	1:39.112	09:17:43.536
11 -	29.524	103.0	23.628	117.5	20.404	113.9	14.330	103.7	1:27.886		96.50	2.441	09:19:11.422
12 -	29.259	102.6	23.344	121.3	19.962	118.3	14.249	103.5	1:26.814		97.69	1.369	09:20:38.236
13 -	29.253	103.2	23.296	122.0	20.354	117.9	14.219	105.0	1:27.122		97.35	1.677	09:22:05.358
14 -	28.932	104.5	23.263	119.4	19.871	112.9	14.014	105.6	1:26.080	(3)	98.53	0.635	09:23:31.438
15 -	28.763	106.6	22.714	124.2	19.892	120.2	14.076	107.2	1:25.445	(1)	99.26		09:24:56.883
16 -	28.996	104.6	22.956	122.4	19.701	117.9	14.027	106.0	1:25.680	(2)	98.99	0.235	09:26:22.563

P17 67		Jacob STEPHENSON						Yamaha YZF-R7 - Rev2Race Yamaha					
IDEAL LAP TIME : 1:24.825		BEST LAP TIME : 1:25.544						DIFFERENCE : 0.719					
LAP	SECTOR 1	SECTOR 2		SECTOR 3		SECTOR 4		LAP TIME	MPH	DIFF	TIME OF DAY		
1 -	OUTLAP	99.1	27.720	115.9	22.885	84.6	15.851	100.4			09:01:52.109		
2 -	32.397	100.1	25.527	117.5	21.468	94.2	15.997	101.8	1:35.389		88.91	9.845	09:03:27.498
3 -	30.956	102.2	24.576	116.9	21.154	99.7	14.737	105.8	1:31.423		92.77	5.879	09:04:58.921
4 -	30.639	103.7	24.068	119.1	20.680	106.5	14.607	105.5	1:29.994		94.24	4.450	09:06:28.915
5 -	29.578	104.8	23.813	117.3	20.537	107.2	14.437	107.8	1:28.365		95.98	2.821	09:07:57.280
6 -	30.152	105.5	23.819	120.4	20.277	108.4		IN PIT	1:29.051	P	95.24	3.507	09:09:26.331
7 -	OUTLAP	103.8	23.681	118.5	20.712	105.3	14.685	105.1	1:49.317		77.58	23.773	09:11:15.648
8 -	29.492	105.8	23.343	119.1	20.409	106.6	14.291	106.0	1:27.535		96.89	1.991	09:12:43.183
9 -	29.396	106.0	23.244	121.3	20.124	105.1	14.456	106.3	1:27.220		97.24	1.676	09:14:10.403
10 -	29.210	105.3	23.222	119.4	19.997	114.7	14.005	106.6	1:26.434		98.12	0.890	09:15:36.837
11 -	28.963	106.0	23.252	118.9	19.852	112.2	13.962	107.5	1:26.029		98.59	0.485	09:17:02.866
12 -	29.044	108.5	24.584	116.1	20.760	109.8	14.251	106.1	1:28.639		95.68	3.095	09:18:31.505
13 -	29.014	106.1	23.264	120.2	20.295	112.5	14.191	105.6	1:26.764		97.75	1.220	09:19:58.269
14 -	28.761	106.8	23.105	120.2	20.086	118.7	13.811	106.1	1:25.763	(3)	98.89	0.219	09:21:24.032
15 -	28.570	107.2	22.875	121.5	20.594	116.1	13.950	106.0	1:25.989		98.63	0.445	09:22:50.021
16 -	28.506	105.8	22.722	123.1	20.143	116.1	14.213	106.1	1:25.584	(2)	99.10	0.040	09:24:15.605
17 -	28.440	107.8	22.953	119.6	20.273	121.1	13.878	101.6	1:25.544	(1)	99.14		09:25:41.149

P18 20		Jack MUIR						Aprilia RS660 - Jack Muir Racing					
IDEAL LAP TIME : 1:25.168		BEST LAP TIME : 1:25.568						DIFFERENCE : 0.400					
LAP	SECTOR 1	SECTOR 2		SECTOR 3		SECTOR 4		LAP TIME	MPH	DIFF	TIME OF DAY		
1 -	OUTLAP	100.6	26.791	115.1	22.133	84.5	16.863	100.3			09:01:50.231		
2 -	31.437	104.3	25.004	120.4	21.370	90.5	15.071	104.3	1:32.882		91.31	7.314	09:03:23.113
3 -	30.536	105.1	24.244	119.4	20.883	97.9	14.699	105.0	1:30.362		93.86	4.794	09:04:53.475
4 -	30.118	106.5	23.982	120.6	20.897	93.2	14.778	105.1	1:29.775		94.47	4.207	09:06:23.250
5 -	30.058	105.3	24.159	119.1	21.353	91.1	14.980	104.6	1:30.550		93.66	4.982	09:07:53.800
6 -	30.261	107.3	23.367	119.4	20.691	95.1	14.684	104.8	1:29.003		95.29	3.435	09:09:22.803
7 -	29.824	104.2	23.280	120.4	21.001	93.8	14.717	104.0	1:28.822		95.48	3.254	09:10:51.625
8 -	29.669	106.8	23.132	119.6	21.029	91.1	14.637	103.4	1:28.467		95.87	2.899	09:12:20.092
9 -	29.639	103.8	23.177	119.8	20.885	95.0	14.588	103.4	1:28.289		96.06	2.721	09:13:48.381
10 -	29.357	105.8	23.132	119.6	20.714	97.3	14.391	103.8	1:27.594		96.82	2.026	09:15:15.975
11 -	29.424	103.8	23.262	118.1	20.698	96.6	14.543	104.2	1:27.927		96.46	2.359	09:16:43.902
12 -	29.988	105.0	23.198	118.7	21.846	81.3		IN PIT	1:30.378	P	93.84	4.810	09:18:14.280
13 -	OUTLAP	104.6	23.205	120.9	20.583	103.8	14.509	103.4	2:46.452		50.95	1:20.884	09:21:00.732
14 -	29.301	105.5	22.984	121.3	20.353	104.6	14.209	104.6	1:26.847	(2)	97.66	1.279	09:22:27.579
15 -	28.837	105.6	23.175	120.2	20.656	99.1	14.445	105.3	1:27.113	(3)	97.36	1.545	09:23:54.692
16 -	29.237	108.0	22.820	120.9	19.719	119.1	13.792	105.6	1:25.568	(1)	99.12		09:25:20.260

FREE PRACTICE 1 - SECTOR ANALYSIS



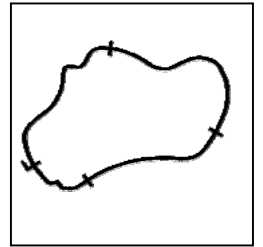
SECTOR 1 = FL to I1, SECTOR 2 = I1 to I2 SECTOR 3 = I2 to I3, SECTOR 4 = I3 to FL, DIFF = Difference To Personal Best Lap, P = Crossed Finish Line in Pit Lane, D = Time Disallowed

P19 11		Sean O'REILLY				Aprilia RS660 - Moto Muzzi Racing Aprilia						
IDEAL LAP TIME : 1:25.555		BEST LAP TIME : 1:25.831				DIFFERENCE : 0.276						
LAP	SECTOR 1	SECTOR 2		SECTOR 3		SECTOR 4		LAP TIME	MPH	DIFF	TIME OF DAY	
1 -	OUTLAP	100.0	27.294	112.9	23.424	85.7	16.280	103.4			09:02:02.520	
2 -	32.817	102.7	25.789	110.1	22.772	90.5	15.196	104.3	1:36.574	87.82	10.743	09:03:39.094
3 -	31.607	103.2	24.673	114.7	21.512	94.6	14.921	103.7	1:32.713	91.48	6.882	09:05:11.807
4 -	30.487	103.8	23.923	120.0	20.773	97.5	14.732	104.2	1:29.915	94.32	4.084	09:06:41.722
5 -	29.767	104.0	23.963	117.7	21.266	97.1	14.650	104.3	1:29.646	94.61	3.815	09:08:11.368
6 -	30.565	104.3	23.656	117.5	20.995	102.9	14.548	104.8	1:29.764	94.48	3.933	09:09:41.132
7 -	29.858	104.0	23.986	112.0	21.265	101.6	14.697	104.5	1:29.806	94.44	3.975	09:11:10.938
8 -	30.265	102.9	24.153	116.5	21.168	103.8	14.687	104.0	1:30.273	93.95	4.442	09:12:41.211
9 -	29.743	105.5	23.576	118.1	20.912	102.1	14.549	104.8	1:28.780	95.53	2.949	09:14:09.991
10 -	30.199	104.2	23.434	119.4	20.086	109.1	14.179	106.6	1:27.898	96.49	2.067	09:15:37.889
11 -	29.450	104.5	23.032	121.1	20.324	110.3	13.868	107.5	1:26.674	97.85	0.843	09:17:04.563
12 -	29.201	105.0	23.140	110.9	21.083	101.5	16.013	91.9	1:29.437	94.83	3.606	09:18:34.000
13 -	29.908	104.8	23.140	117.1	20.569	109.4	14.314	104.5	1:27.931	96.45	2.100	09:20:01.931
14 -	29.359	103.0	23.422	118.1	20.452	115.1	13.887	105.1	1:27.120	97.35	1.289	09:21:29.051
15 -	28.932	105.5	23.211	120.4	19.990	116.5	14.003	105.0	1:26.136 (2)	98.46	0.305	09:22:55.187
16 -	28.982	105.6	22.890	120.2	20.216	118.1	13.743	106.3	1:25.831 (1)	98.81		09:24:21.018
17 -	28.988	105.6	23.173	116.7	20.243	109.4	14.245	102.6	1:26.649 (3)	97.88	0.818	09:25:47.667

P20 4		Jack SMITH				Aprilia RS660 - Woodland Racing						
IDEAL LAP TIME : 1:26.295		BEST LAP TIME : 1:26.681				DIFFERENCE : 0.386						
LAP	SECTOR 1	SECTOR 2		SECTOR 3		SECTOR 4		LAP TIME	MPH	DIFF	TIME OF DAY	
1 -	OUTLAP	99.8	27.879	109.1	22.485	90.5	16.558	99.7			09:01:50.617	
2 -	32.715	101.9	25.094	116.9	21.505	89.2	15.419	106.3	1:34.733	89.53	8.052	09:03:25.350
3 -	31.612	104.6	25.469	112.9	21.046	100.3	14.862	104.8	1:32.989	91.21	6.308	09:04:58.339
4 -	30.664	105.1	24.851	117.7	20.841	94.7	14.549	107.0	1:30.905	93.30	4.224	09:06:29.244
5 -	30.112	104.2	24.161	119.1	20.736	101.6	14.288	106.1	1:29.297	94.98	2.616	09:07:58.541
6 -	29.856	106.1	24.080	119.6	20.644	108.0	14.086	107.5	1:28.666	95.65	1.985	09:09:27.207
7 -	30.027	105.6	23.911	122.6	20.173	107.0	14.244	105.8	1:28.355	95.99	1.674	09:10:55.562
8 -	30.657	104.8	24.122	121.5	20.328	110.9	14.187	105.3	1:29.294	94.98	2.613	09:12:24.856
9 -	30.045	105.5	24.974	120.2	20.637	111.1	14.009	105.8	1:29.665	94.59	2.984	09:13:54.521
10 -	29.592	105.1	24.265	118.1	20.624	112.7	14.690	106.6	1:29.171	95.11	2.490	09:15:23.692
11 -	30.225	104.3	24.278	114.1	20.565	96.4	IN PIT		1:31.147	P 93.05	4.466	09:16:54.839
12 -	OUTLAP	103.8	24.056	120.0	20.221	112.4	14.406	106.3	2:53.018	49.02	1:26.337	09:19:47.857
13 -	29.272	106.8	23.845	120.9	19.942	112.9	13.763	104.8	1:26.822 (2)	97.68	0.141	09:21:14.679
14 -	29.955	104.8	23.681	122.2	20.274	106.5	14.020	106.8	1:27.930	96.45	1.249	09:22:42.609
15 -	29.447	106.6	23.505	123.5	19.946	110.1	14.227	108.2	1:27.125 (3)	97.34	0.444	09:24:09.734
16 -	29.135	108.4	23.455	121.7	20.030	116.3	14.061	106.1	1:26.681 (1)	97.84		09:25:36.415

P21 44		Sam GREEN				Aprilia RS660 - Bruce Racing						
IDEAL LAP TIME : 1:26.302		BEST LAP TIME : 1:26.861				DIFFERENCE : 0.559						
LAP	SECTOR 1	SECTOR 2		SECTOR 3		SECTOR 4		LAP TIME	MPH	DIFF	TIME OF DAY	
1 -	OUTLAP	100.0	28.459	105.8	23.352	89.9	15.920	102.9			09:01:56.617	
2 -	32.473	100.7	25.921	113.3	22.390	94.5	15.043	102.9	1:35.827	88.50	8.966	09:03:32.444
3 -	30.816	100.7	25.281	115.3	21.969	94.2	14.300	105.8	1:32.366	91.82	5.505	09:05:04.810
4 -	30.582	103.0	24.707	118.5	20.944	101.5	14.452	99.4	1:30.685	93.52	3.824	09:06:35.495
5 -	30.142	102.9	24.191	119.8	20.451	100.3	14.367	104.6	1:29.151	95.13	2.290	09:08:04.646
6 -	29.637	103.0	24.884	119.8	20.935	105.5	14.034	105.8	1:29.490	94.77	2.629	09:09:34.136
7 -	29.498	105.6	24.107	118.5	20.703	97.6	14.113	106.1	1:28.421	95.92	1.560	09:11:02.557
8 -	29.074	104.5	23.852	121.3	20.351	103.0	14.117	104.0	1:27.394	97.05	0.533	09:12:29.951
9 -	29.775	103.5	24.226	118.5	20.748	108.4	IN PIT		1:30.075	P 94.16	3.214	09:14:00.026
10 -	OUTLAP	98.8	25.136	117.9	21.129	97.9	14.484	104.3	4:17.491	32.93	2:50.630	09:18:17.517
11 -	30.026	101.5	24.912	118.1	20.770	108.0	14.149	105.0	1:29.857	94.39	2.996	09:19:47.374
12 -	29.532	104.8	23.547	116.9	19.956	119.1	13.885	106.1	1:26.920 (2)	97.57	0.059	09:21:14.294
13 -	29.593	102.7	24.291	116.7	20.169	109.4	13.922	106.8	1:27.975	96.40	1.114	09:22:42.269
14 -	28.914	105.6	23.550	121.1	20.451	118.1	13.946	106.1	1:26.861 (1)	97.64		09:24:09.130
15 -	29.122	104.0	23.877	113.9	19.970	117.5	14.072	102.7	1:27.041 (3)	97.44	0.180	09:25:36.171

FREE PRACTICE 1 - SECTOR ANALYSIS



SECTOR 1 = FL to I1, SECTOR 2 = I1 to I2 SECTOR 3 = I2 to I3, SECTOR 4 = I3 to FL, DIFF = Difference To Personal Best Lap, P = Crossed Finish Line in Pit Lane, D = Time Disallowed

P22 29		Aaron DAYKIN						Aprilia RS660 - 929 Racing				
IDEAL LAP TIME : 1:27.128		BEST LAP TIME : 1:27.232				DIFFERENCE : 0.104						
LAP	SECTOR 1	SECTOR 2		SECTOR 3		SECTOR 4		LAP TIME	MPH	DIFF	TIME OF DAY	
1 -	OUTLAP	99.7	26.487	107.3	23.532	79.1	15.845	101.3			09:01:42.434	
2 -	31.673	102.4	25.425	103.7	21.942	84.0	15.565	102.4	1:34.605	89.65	7.373	09:03:17.039
3 -	30.997	102.7	25.194	107.3	22.005	92.9	15.285	101.6	1:33.481	90.73	6.249	09:04:50.520
4 -	30.946	102.4	24.949	114.5	20.952	92.3	15.394	103.7	1:32.241	91.95	5.009	09:06:22.761
5 -	30.272	104.2	24.696	117.5	20.891	98.9	14.943	104.0	1:30.802	93.40	3.570	09:07:53.563
6 -	30.276	103.0	24.375	115.9	20.579	96.4	14.748	104.3	1:29.978	94.26	2.746	09:09:23.541
7 -	29.726	105.8	23.741	118.3	20.591	98.6	14.790	105.0	1:28.848	95.46	1.616	09:10:52.389
8 -	29.636	106.5	23.870	117.1	20.800	94.9	14.986	105.8	1:29.292	94.98	2.060	09:12:21.681
9 -	29.648	106.1	23.678	119.4	20.097	101.0	14.971	103.2	1:28.394	95.95	1.162	09:13:50.075
10 -	29.724	106.3	23.704	118.7	20.264	103.0	IN PIT		1:27.171	P		09:15:17.246
11 -	OUTLAP	103.5	24.117	117.7	20.815	99.4	14.741	103.4	3:39.573	38.62	2:12.341	09:18:56.819
12 -	30.130	102.4	24.119	118.3	20.417	104.0	14.606	104.8	1:29.272	95.00	2.040	09:20:26.091
13 -	29.587	105.8	23.549	120.6	21.124	96.8	14.359	104.3	1:28.619	95.70	1.387	09:21:54.710
14 -	29.845	106.3	23.722	119.1	20.307	107.2	14.405	103.2	1:28.279	(3)	1.047	09:23:22.989
15 -	29.470	104.5	23.755	118.7	20.216	108.9	14.153	103.5	1:27.594	(2)	0.362	09:24:50.583
16 -	29.364	105.3	23.565	118.5	20.062	110.7	14.241	105.0	1:27.232	(1)	97.23	09:26:17.815

P23 18		Jodie FIELDHOUSE						Aprilia - Go Pink Racing				
IDEAL LAP TIME : 1:27.228		BEST LAP TIME : 1:27.296				DIFFERENCE : 0.068						
LAP	SECTOR 1	SECTOR 2		SECTOR 3		SECTOR 4		LAP TIME	MPH	DIFF	TIME OF DAY	
1 -	OUTLAP	99.2	27.807	112.5	22.775	86.4	16.515	102.7			09:01:46.262	
2 -	33.044	98.9	26.266	115.5	21.625	95.4	15.676	102.6	1:36.611	87.79	9.315	09:03:22.873
3 -	31.669	104.2	24.967	119.1	20.518	102.9	15.125	105.0	1:32.279	91.91	4.983	09:04:55.152
4 -	30.703	105.1	24.634	119.8	21.029	102.7	14.831	105.5	1:31.197	93.00	3.901	09:06:26.349
5 -	30.602	105.5	24.318	120.6	20.659	100.7	14.770	106.3	1:30.349	93.87	3.053	09:07:56.698
6 -	30.355	105.5	24.032	120.6	20.349	106.0	14.663	105.8	1:29.399	94.87	2.103	09:09:26.097
7 -	30.346	104.6	23.981	119.4	20.462	106.0	14.525	105.3	1:29.314	94.96	2.018	09:10:55.411
8 -	30.625	104.0	24.104	119.4	20.543	106.6	14.701	106.1	1:29.973	94.26	2.677	09:12:25.384
9 -	30.231	104.6	24.444	120.2	20.552	109.6	14.377	106.0	1:29.604	94.65	2.308	09:13:54.988
10 -	29.880	105.3	23.706	121.3	20.471	113.1	14.262	105.0	1:28.319	96.03	1.023	09:15:23.307
11 -	30.098	103.5	23.916	121.1	20.655	111.1	14.490	104.0	1:29.159	95.12	1.863	09:16:52.466
12 -	30.209	104.2	23.992	119.6	20.573	110.1	14.432	104.5	1:29.206	95.07	1.910	09:18:21.672
13 -	29.850	105.1	23.819	121.7	20.161	113.5	14.182	106.1	1:28.012	(2)	0.716	09:19:49.684
14 -	30.558	102.2	24.528	117.3	20.375	112.5	14.149	105.8	1:29.610	94.65	2.314	09:21:19.294
15 -	29.695	104.2	23.784	121.3	20.494	114.9	14.266	105.6	1:28.239	96.12	0.943	09:22:47.533
16 -	29.565	103.7	23.690	120.2	20.453	116.9	14.525	107.0	1:28.233	(3)	0.937	09:24:15.766
17 -	29.528	106.6	23.409	121.5	20.229	111.8	14.130	103.8	1:27.296	(1)	97.15	09:25:43.062

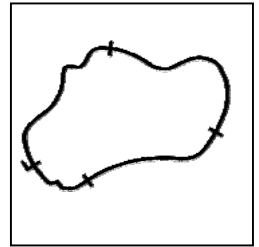
P24 61		Cameron HARRIS						Aprilia RS660 - Harris Racing / PW Gates				
IDEAL LAP TIME : 1:26.608		BEST LAP TIME : 1:27.616				DIFFERENCE : 1.008						
LAP	SECTOR 1	SECTOR 2		SECTOR 3		SECTOR 4		LAP TIME	MPH	DIFF	TIME OF DAY	
1 -	OUTLAP	99.2	26.437	106.6	23.901	77.0	16.731	93.8			09:01:43.550	
2 -	32.197	102.4	25.687	114.1	21.527	96.1	15.353	102.2	1:34.764	89.50	7.148	09:03:18.314
3 -	31.148	102.6	25.723	114.9	21.904	98.5	15.089	102.1	1:33.864	90.36	6.248	09:04:52.178
4 -	30.773	103.8	24.758	111.1	21.342	99.7	14.823	104.0	1:31.696	92.49	4.080	09:06:23.874
5 -	30.017	103.0	24.110	118.7	21.306	97.5	14.954	103.4	1:30.387	93.83	2.771	09:07:54.261
6 -	30.319	105.1	23.956	119.1	20.702	104.2	14.956	105.5	1:29.933	94.31	2.317	09:09:24.194
7 -	29.808	103.0	23.965	118.9	21.046	101.9	14.583	104.8	1:29.402	94.87	1.786	09:10:53.596
8 -	29.419	104.6	23.530	121.1	20.272	105.0	14.492	106.1	1:27.713	(3)	0.097	09:12:21.309
9 -	29.433	103.4	23.478	118.7	20.523	102.7	14.783	102.6	1:28.217	96.14	0.601	09:13:49.526
10 -	29.662	105.1	23.477	117.7	20.352	107.0	14.276	104.6	1:27.767	96.63	0.151	09:15:17.293
11 -	29.210	103.0	23.443	121.1	20.625	107.3	14.405	104.5	1:27.683	(2)	0.067	09:16:44.976
12 -	29.707	103.4	23.745	118.9	20.452	104.2	IN PIT		1:27.967	P	0.351	09:18:12.943
13 -	OUTLAP	101.8	25.047	110.5	20.625	115.7	13.981	104.0	3:56.613	35.84	2:28.997	09:22:09.556
14 -	29.721	101.9	23.650	122.9	20.051	110.5	14.194	104.5	1:27.616	(1)	96.80	09:23:37.172
15 -	30.367	103.7	23.647	119.8	19.974	112.9	14.103	103.4	1:28.091	96.28	0.475	09:25:05.263

MCRCB BULLETIN TK002

2024 Bennetts British Superbike Championship - Round 7

2024 Pirelli National Sportbike with Moneybarn Vehicle Finance

FREE PRACTICE 1 - SECTOR ANALYSIS



SECTOR 1 = FL to I1, SECTOR 2 = I1 to I2 SECTOR 3 = I2 to I3, SECTOR 4 = I3 to FL, DIFF = Difference To Personal Best Lap, P = Crossed Finish Line in Pit Lane, D = Time Disallowed

P25 73		AI FAGAN				Triumph Daytona 660 - Macadam Triumph Racing						
IDEAL LAP TIME : 1:28.218		BEST LAP TIME : 1:28.253				DIFFERENCE : 0.035						
LAP	SECTOR 1	SECTOR 2		SECTOR 3		SECTOR 4		LAP TIME	MPH	DIFF	TIME OF DAY	
1 -	OUTLAP	96.4	27.632	111.2	22.863	85.9	17.017	96.6			09:01:50.884	
2 -	32.676	99.5	26.120	111.6	21.434	96.0	15.339	101.5	1:35.569	88.74	7.316	09:03:26.453
3 -	30.862	101.5	24.660	115.1	20.998	96.4	14.830	100.6	1:31.350	92.84	3.097	09:04:57.803
4 -	29.860	102.1	23.796	117.5	20.878	103.2	14.442	101.3	1:28.976 (3)	95.32	0.723	09:06:26.779
5 -	29.632	102.7	23.587	117.3	20.811	100.3	14.683	100.9	1:28.713 (2)	95.60	0.460	09:07:55.492
6 -	29.667	102.2	23.587	118.5	20.612	107.2	14.387	102.1	1:28.253 (1)	96.10		09:09:23.745

P26 66		Katie HAND				Triumph Daytona 660 - MIH Solutions / Macadam Racing Trium						
IDEAL LAP TIME : 1:28.495		BEST LAP TIME : 1:28.615				DIFFERENCE : 0.120						
LAP	SECTOR 1	SECTOR 2		SECTOR 3		SECTOR 4		LAP TIME	MPH	DIFF	TIME OF DAY	
1 -	OUTLAP	95.4	28.092	105.3	22.646	87.8	16.841	97.2			09:01:47.576	
2 -	33.309	103.0	25.838	114.5	21.771	90.8	15.801	101.3	1:36.719	87.69	8.104	09:03:24.295
3 -	32.534	103.8	25.832	114.7	21.501	95.1	15.394	106.3	1:35.261	89.03	6.646	09:04:59.556
4 -	31.305	104.6	24.938	115.1	21.317	98.8	15.034	106.6	1:32.594	91.60	3.979	09:06:32.150
5 -	30.661	104.3	24.704	116.5	21.231	100.9	15.144	106.1	1:31.740	92.45	3.125	09:08:03.890
6 -	30.304	104.6	24.594	115.3	21.381	99.7	14.674	107.0	1:30.953	93.25	2.338	09:09:34.843
7 -	30.037	106.5	24.156	115.7	20.834	104.3	14.552	107.0	1:29.579 (3)	94.68	0.964	09:11:04.422
8 -	30.128	104.8	24.192	115.5	20.837	102.4	14.807	107.3	1:29.964	94.27	1.349	09:12:34.386
9 -	30.152	104.8	24.157	118.7	20.867	109.1	14.610	106.5	1:29.786	94.46	1.171	09:14:04.172
10 -	30.132	106.0	24.127	115.5	20.526	109.4	14.291	107.2	1:29.076 (2)	95.21	0.461	09:15:33.248
11 -	29.805	105.1	24.136	116.3	20.394	110.3	14.280	107.5	1:28.615 (1)	95.71		09:17:01.863
12 -	29.887	106.1	24.665	113.1	21.065	107.0	IN PIT		1:30.065 P	94.17	1.450	09:18:31.928
13 -	OUTLAP	101.0	25.083	113.9	21.272	108.7	14.656	106.3	3:22.683	41.84	1:54.068	09:21:54.611
14 -	30.660	105.1	24.107	121.7	20.421	106.5	14.614	107.5	1:29.802	94.44	1.187	09:23:24.413
15 -	30.430	105.5	24.016	119.1	20.863	107.8	14.290	108.0	1:29.599	94.66	0.984	09:24:54.012
16 -	31.970	100.0	25.489	110.3	21.915	95.0	IN PIT		1:35.721 P	88.60	7.106	09:26:29.733

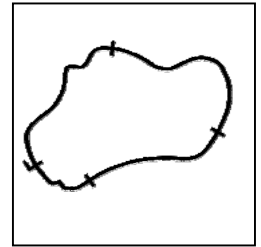
P27 69		Joshua PROUDFOOT				Yamaha YZF-R7 - Rev2Race Yamaha						
IDEAL LAP TIME : 1:28.934		BEST LAP TIME : 1:29.445				DIFFERENCE : 0.511						
LAP	SECTOR 1	SECTOR 2		SECTOR 3		SECTOR 4		LAP TIME	MPH	DIFF	TIME OF DAY	
1 -	OUTLAP	98.2	28.410	102.6	23.913	81.1	16.595	99.2			09:01:58.787	
2 -	34.111	95.1	28.432	102.2	23.599	83.8	16.520	99.4	1:42.662	82.61	13.217	09:03:41.449
3 -	32.980	97.1	27.304	109.4	22.488	90.0	15.873	102.2	1:38.645	85.98	9.200	09:05:20.094
4 -	32.172	99.7	26.901	108.4	22.134	95.4	15.521	102.1	1:36.728	87.68	7.283	09:06:56.822
5 -	31.769	101.3	26.106	111.1	21.808	100.7	15.170	101.0	1:34.853	89.41	5.408	09:08:31.675
6 -	31.326	101.5	25.836	113.5	21.189	108.7	14.949	103.0	1:33.300	90.90	3.855	09:10:04.975
7 -	30.991	101.6	26.070	112.9	21.473	99.8	IN PIT		1:32.690 P	91.50	3.245	09:11:37.665
8 -	OUTLAP	99.2	25.599	110.9	21.098	103.2	14.936	101.8	2:18.658	61.16	49.213	09:13:56.323
9 -	30.972	101.5	25.530	113.3	21.332	101.0	14.987	103.8	1:32.821	91.37	3.376	09:15:29.144
10 -	30.804	101.9	25.243	109.6	20.816	107.0	14.881	104.2	1:31.744	92.44	2.299	09:17:00.888
11 -	30.404	101.8	25.318	110.1	21.203	96.0	15.504	101.0	1:32.429	91.76	2.984	09:18:33.317
12 -	30.552	101.5	25.485	113.7	20.889	104.6	14.757	104.3	1:31.683	92.51	2.238	09:20:05.000
13 -	30.534	100.0	25.148	113.7	20.630	112.7	14.551	103.8	1:30.863	93.34	1.418	09:21:35.863
14 -	30.240	101.6	24.681	114.7	20.408	115.1	14.190	104.5	1:29.519 (2)	94.74	0.074	09:23:05.382
15 -	29.809	103.5	24.797	116.1	20.633	116.7	14.444	104.0	1:29.683 (3)	94.57	0.238	09:24:35.065
16 -	30.236	102.6	24.527	115.9	20.464	113.7	14.218	104.2	1:29.445 (1)	94.82		09:26:04.510

MCRCB BULLETIN TK002

2024 Bennetts British Superbike Championship - Round 7

2024 Pirelli National Sportbike with Moneybarn Vehicle Finance

FREE PRACTICE 1 - SECTOR ANALYSIS



SECTOR 1 = FL to I1, SECTOR 2 = I1 to I2 SECTOR 3 = I2 to I3, SECTOR 4 = I3 to FL, DIFF = Difference To Personal Best Lap, P = Crossed Finish Line in Pit Lane, D = Time Disallowed

P28 6		Jack KNIGHTS				Aprilia RS660 - BlueMotion Racing						
IDEAL LAP TIME : 1:30.078		BEST LAP TIME : 1:31.011				DIFFERENCE : 0.933						
LAP	SECTOR 1	SECTOR 2		SECTOR 3		SECTOR 4		LAP TIME	MPH	DIFF	TIME OF DAY	
1 -	OUTLAP	93.3	29.046	108.0	24.239	82.3	16.436	99.5			09:02:02.448	
2 -	35.272	96.6	27.053	108.0	22.383	92.6	15.444	102.2	1:40.152	84.68	9.141	09:03:42.600
3 -	31.972	100.1	25.803	115.5	21.602	94.6	14.992	103.0	1:34.369	89.87	3.358	09:05:16.969
4 -	31.879	98.9	25.714	110.9	22.123	94.1	15.145	102.4	1:34.861	89.41	3.850	09:06:51.830
5 -	32.323	100.3	26.196	104.8	22.631	91.9	15.043	102.1	1:36.193	88.17	5.182	09:08:28.023
6 -	32.491	99.4	25.490	111.1	21.876	95.7	14.832	102.6	1:34.689	89.57	3.678	09:10:02.712
7 -	32.066	99.7	25.905	105.1	21.958	92.5	IN PIT		1:33.809	P	2.798	09:11:36.521
8 -	OUTLAP	95.5	25.843	107.8	22.500	93.9	15.139	100.4	3:34.014	39.63	2:03.003	09:15:10.535
9 -	31.902	99.4	25.349	110.3	21.813	95.0	14.704	103.4	1:33.768	90.45	2.757	09:16:44.303
10 -	30.974	101.2	24.893	112.5	21.477	99.1	14.644	102.9	1:31.988	(2)	0.977	09:18:16.291
11 -	31.212	99.8	25.075	111.6	21.382	98.2	14.840	103.0	1:32.509	(3)	1.498	09:19:48.800
12 -	30.946	100.1	25.230	112.5	20.561	106.1	14.274	105.0	1:31.011	(1)	93.19	09:21:19.811
13 -	30.776	101.6	24.467	115.1	21.475	102.1	IN PIT		1:30.241	P		09:22:50.052

MCRCB BULLETIN TK003

2024 Bennetts British Superbike Championship - Round 7

2024 Pirelli National Sportbike with Moneybarn Vehicle Finance

FREE PRACTICE 1 - BEST SECTORS

SECTOR 1			SECTOR 2			SECTOR 3			SECTOR 4			IDEAL / BEST COMPARISON						
POS	NO	NAME	TIME	NO	NAME	TIME	NO	NAME	TIME	NO	NAME	TIME	POS	NO	NAME	IDEAL	BEST	DIFF
															PERFECT LAP	1:20.656		
1	47	COOPER	27.220	47	COOPER	21.792	47	COOPER	18.625	13	COLOMBI	13.019	1	47	COOPER	1:20.705	1:20.780	0.075
2	34	SILVEST	27.233	13	COLOMBI	21.894	25	STRUDWI	18.751	47	COOPER	13.068	2	34	SILVESTER	1:21.466	1:22.062	0.596
3	76	STEPHEN	27.429	25	STRUDWI	22.029	34	SILVEST	19.007	55	DESSOY	13.146	3	13	COLOMBI	1:21.604	1:22.026	0.422
4	8	BARNES	27.463	34	SILVEST	22.075	28	DAVIDSO	19.023	34	SILVEST	13.151	4	25	STRUDWICK	1:21.768	1:21.940	0.172
5	13	COLOMBI	27.490	8	BARNES	22.122	17	SHELTON	19.087	8	BARNES	13.165	5	55	DESSOY	1:21.940	1:22.208	0.268
6	55	DESSOY	27.498	76	STEPHEN	22.144	55	DESSOY	19.119	76	STEPHEN	13.301	6	8	BARNES	1:21.978	1:22.331	0.353
7	25	STRUDWI	27.644	55	DESSOY	22.177	76	STEPHEN	19.174	51	BANHAM	13.342	7	76	STEPHENSON	1:22.048	1:22.385	0.337
8	51	BANHAM	27.769	28	DAVIDSO	22.346	13	COLOMBI	19.201	25	STRUDWI	13.344	8	28	DAVIDSON	1:22.663	1:22.750	0.087
9	17	SHELTON	27.776	17	SHELTON	22.529	8	BARNES	19.228	28	DAVIDSO	13.405	9	17	SHELTON	1:22.838	1:23.223	0.385
10	28	DAVIDSO	27.889	51	BANHAM	22.572	51	BANHAM	19.349	17	SHELTON	13.446	10	51	BANHAM	1:23.032	1:23.457	0.425
11	74	SMART-W	28.253	60	DOCHERT	22.638	77	MORGAN-	19.427	74	SMART-W	13.469	11	60	DOCHERTY	1:24.280	1:24.280	0.000
12	56	ATKINS	28.255	23	ELLIS	22.714	23	ELLIS	19.701	56	ATKINS	13.474	12	56	ATKINS	1:24.482	1:25.015	0.533
13	60	DOCHERT	28.284	67	STEPHEN	22.722	85	MARTIN	19.719	60	DOCHERT	13.620	13	74	SMART-WEEDEN	1:24.653	1:24.845	0.192
14	67	STEPHEN	28.440	20	MUIR	22.820	20	MUIR	19.719	11	O'REILL	13.743	14	67	STEPHENSON	1:24.825	1:25.544	0.719
15	85	MARTIN	28.530	85	MARTIN	22.873	60	DOCHERT	19.738	4	SMITH	13.763	15	85	MARTIN	1:24.910	1:25.177	0.267
16	23	ELLIS	28.763	11	O'REILL	22.890	56	ATKINS	19.796	85	MARTIN	13.788	16	77	MORGAN-EDWARDS	1:25.088	1:25.301	0.213
17	20	MUIR	28.837	77	MORGAN-	22.929	67	STEPHEN	19.852	20	MUIR	13.792	17	20	MUIR	1:25.168	1:25.568	0.400
18	77	MORGAN-	28.888	56	ATKINS	22.957	4	SMITH	19.942	67	STEPHEN	13.811	18	23	ELLIS	1:25.192	1:25.445	0.253
19	44	GREEN	28.914	74	SMART-W	22.972	44	GREEN	19.956	77	MORGAN-	13.844	19	11	O'REILLY	1:25.555	1:25.831	0.276
20	11	O'REILL	28.932	18	FIELDHO	23.409	74	SMART-W	19.959	44	GREEN	13.885	20	4	SMITH	1:26.295	1:26.681	0.386
21	4	SMITH	29.135	61	HARRIS	23.443	61	HARRIS	19.974	61	HARRIS	13.981	21	44	GREEN	1:26.302	1:26.861	0.559
22	61	HARRIS	29.210	4	SMITH	23.455	11	O'REILL	19.990	23	ELLIS	14.014	22	61	HARRIS	1:26.608	1:27.616	1.008
23	29	DAYKIN	29.364	44	GREEN	23.547	29	DAYKIN	20.062	18	FIELDHO	14.130	23	29	DAYKIN	1:27.128	1:27.232	0.104
24	18	FIELDHO	29.528	29	DAYKIN	23.549	18	FIELDHO	20.161	29	DAYKIN	14.153	24	18	FIELDHOUSE	1:27.228	1:27.296	0.068
25	73	FAGAN	29.632	73	FAGAN	23.587	66	HAND	20.394	69	PROUDFO	14.190	25	73	FAGAN	1:28.218	1:28.253	0.035
26	66	HAND	29.805	66	HAND	24.016	69	PROUDFO	20.408	6	KNIGHTS	14.274	26	66	HAND	1:28.495	1:28.615	0.120
27	69	PROUDFO	29.809	6	KNIGHTS	24.467	6	KNIGHTS	20.561	66	HAND	14.280	27	69	PROUDFOOT	1:28.934	1:29.445	0.511
28	6	KNIGHTS	30.776	69	PROUDFO	24.527	73	FAGAN	20.612	73	FAGAN	14.387	28	6	KNIGHTS	1:30.078	1:31.011	0.933

MCRCB BULLETIN TK004**2024 Bennetts British Superbike Championship - Round 7****2024 Pirelli National Sportbike with Moneybarn Vehicle Finance****FREE PRACTICE 1 - BEST SPEEDS**

POS	INTERMEDIATE 1			INTERMEDIATE 2			INTERMEDIATE 3			FINISH LINE		
	NO	NAME	MPH	NO	NAME	MPH	NO	NAME	MPH	NO	NAME	MPH
1	13	COLOMBI	111.8	47	COOPER	129.5	13	COLOMBI	133.4	25	STRUDWICK	110.7
2	47	COOPER	110.5	51	BANHAM	128.8	25	STRUDWICK	132.6	13	COLOMBI	110.5
3	55	DESSOY	110.3	13	COLOMBI	127.5	47	COOPER	132.3	76	STEPHENSON	110.5
4	25	STRUDWICK	109.8	28	DAVIDSON	127.5	55	DESSOY	131.3	47	COOPER	110.3
5	76	STEPHENSON	109.8	76	STEPHENSON	126.6	28	DAVIDSON	129.8	28	DAVIDSON	109.4
6	28	DAVIDSON	109.6	25	STRUDWICK	126.3	17	SHELTON	129.3	51	BANHAM	108.5
7	34	SILVESTER	109.2	34	SILVESTER	125.4	34	SILVESTER	127.8	34	SILVESTER	108.4
8	8	BARNES	109.2	23	ELLIS	124.2	8	BARNES	126.8	74	SMART-WEEDEN	108.2
9	51	BANHAM	109.2	74	SMART-WEEDEN	124.0	51	BANHAM	125.6	4	SMITH	108.2
10	17	SHELTON	108.9	85	MARTIN	124.0	60	DOCHERTY	124.0	66	HAND	108.0
11	74	SMART-WEEDEN	108.5	77	MORGAN-EDWARDS	124.0	76	STEPHENSON	122.9	17	SHELTON	107.8
12	67	STEPHENSON	108.5	4	SMITH	123.5	77	MORGAN-EDWARDS	122.4	85	MARTIN	107.8
13	4	SMITH	108.4	8	BARNES	123.3	56	ATKINS	121.5	67	STEPHENSON	107.8
14	20	MUIR	108.0	67	STEPHENSON	123.1	67	STEPHENSON	121.1	11	O'REILLY	107.5
15	77	MORGAN-EDWARDS	107.0	55	DESSOY	122.9	23	ELLIS	120.2	23	ELLIS	107.2
16	23	ELLIS	106.6	61	HARRIS	122.9	20	MUIR	119.1	18	FIELDHOUSE	107.0
17	18	FIELDHOUSE	106.6	60	DOCHERTY	122.2	44	GREEN	119.1	8	BARNES	106.8
18	85	MARTIN	106.5	17	SHELTON	122.0	11	O'REILLY	118.1	44	GREEN	106.8
19	29	DAYKIN	106.5	18	FIELDHOUSE	121.7	18	FIELDHOUSE	116.9	55	DESSOY	106.5
20	66	HAND	106.5	66	HAND	121.7	69	PROUDFOOT	116.7	61	HARRIS	106.1
21	60	DOCHERTY	106.0	20	MUIR	121.3	4	SMITH	116.3	77	MORGAN-EDWARDS	106.0
22	56	ATKINS	105.6	44	GREEN	121.3	61	HARRIS	115.7	56	ATKINS	105.8
23	11	O'REILLY	105.6	11	O'REILLY	121.1	85	MARTIN	113.5	29	DAYKIN	105.8
24	44	GREEN	105.6	29	DAYKIN	120.6	74	SMART-WEEDEN	111.4	20	MUIR	105.6
25	61	HARRIS	105.1	56	ATKINS	118.7	29	DAYKIN	110.7	6	KNIGHTS	105.0
26	69	PROUDFOOT	103.5	73	FAGAN	118.5	66	HAND	110.3	69	PROUDFOOT	104.5
27	73	FAGAN	102.7	69	PROUDFOOT	116.1	73	FAGAN	107.2	60	DOCHERTY	103.7
28	6	KNIGHTS	101.6	6	KNIGHTS	115.5	6	KNIGHTS	106.1	73	FAGAN	102.1

MCRCB BULLETIN TK005

2024 Bennetts British Superbike Championship - Round 7

2024 Pirelli National Sportbike with Moneybarn Vehicle Finance

FREE PRACTICE 1 - STATISTICS

Competitors Started 28
Planned Start 2024-08-09 @ 09:00:00.000
Actual Start 2024-08-09 @ 09:00:00.898
Finish Time 2024-08-09 @ 09:25:00.898
Track Length 2.3560mi.
Total Laps 430
Total Distance Covered 1013.0814mi.

Session Fastest Lap History

NO	NAME	LAP TIME	TIME OF DAY	LAP	VEHICLE
25	Thomas STRUDWICK	1:27.048	09:03:02.864	2	Triumph Daytona 660
34	Aaron SILVESTER	1:26.007	09:03:40.990	2	Triumph Daytona 660
47	Richard COOPER	1:23.952	09:04:27.269	2	Triumph Daytona 660
47	Richard COOPER	1:22.204	09:05:49.473	3	Triumph Daytona 660
47	Richard COOPER	1:21.753	09:07:11.226	4	Triumph Daytona 660
47	Richard COOPER	1:21.286	09:12:42.210	8	Triumph Daytona 660
47	Richard COOPER	1:20.780	09:22:33.145	12	Triumph Daytona 660

Flag History

TYPE	TIME OF DAY
GREEN	09:00:00.898
FINISH	09:25:00.898

Flag Statistics

TYPE	COUNT	TOTAL LAPS	TOTAL TIME
Green	1	18	28:13.979
Red	0	0	0.000
Safety Car	0	0	0.000
FCY	0	0	0.000

MCRCB BULLETIN TK006

2024 Bennetts British Superbike Championship - Round 7

2024 Pirelli National Sportbike with Moneybarn Vehicle Finance

FREE PRACTICE 1 - SESSION NOTES

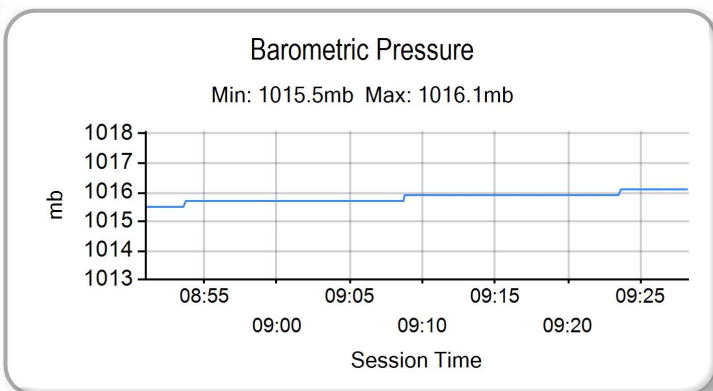
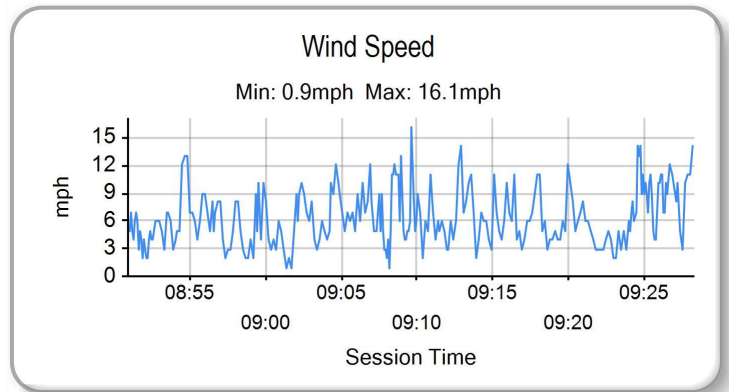
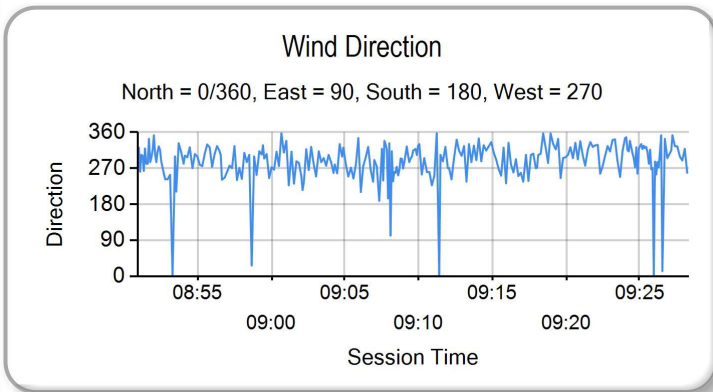
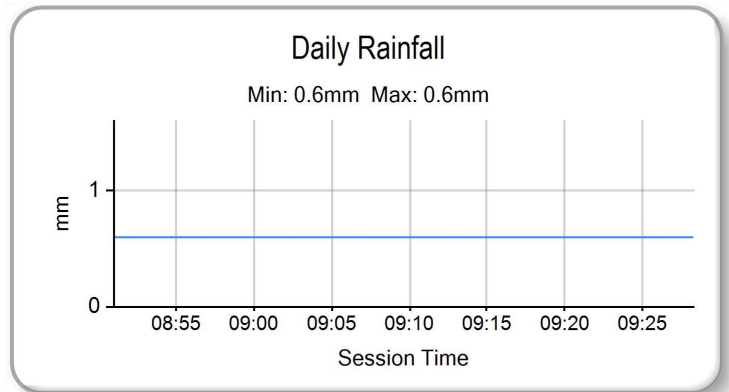
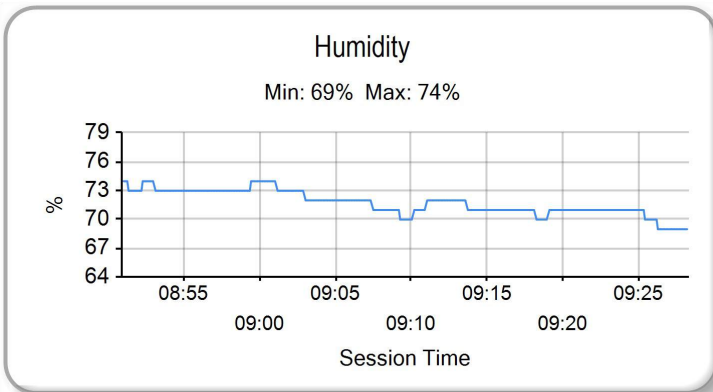
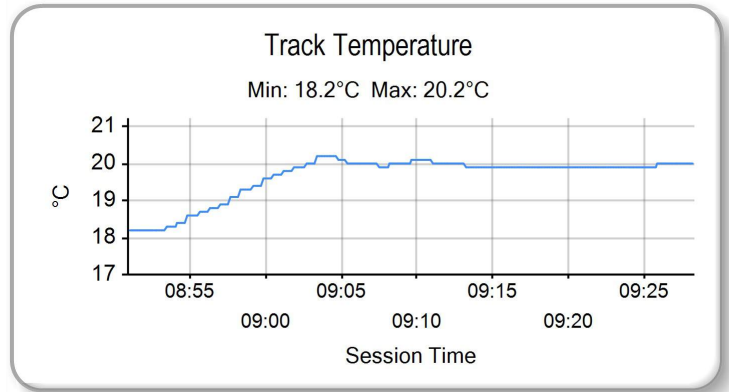
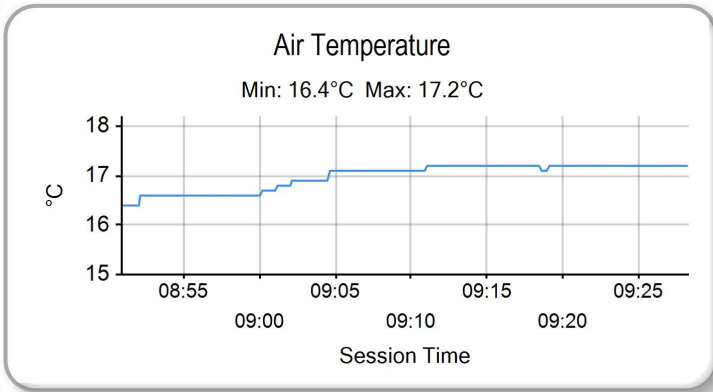
TIME	MESSAGE
09:05:02	#55 - NO WORKING TRANSPONDER
09:05:49	TEST
09:06:18	#55 - NO WORKING TRANSPONDER
09:11:33	NO.73 STOPPED TECHNICAL PROBLEM - T9 VILLAGE
09:21:11	NO. 55 - COURSE CUT AT TURN 12/13/14 - LAP TIME CANCELLED

MCRCB BULLETIN TK007

2024 Bennetts British Superbike Championship - Round 7

2024 Pirelli National Sportbike with Moneybarn Vehicle Finance

FREE PRACTICE 1 - WEATHER CONDITIONS



FREE PRACTICE 2 - CLASSIFICATION

POS	NO	NAME	NAT	ENTRY	TIME	ON	LAPS	GAP	DIFF	MPH
1	47	Richard COOPER	GBR	Triumph Daytona 660 - PHR Performance Triumph	1:20.653	5	15			105.16
2	8	Ash BARNES	GBR	Yamaha YZF-R7 - Raceways Yamaha	1:21.021	15	17	0.368	0.368	104.68
3	13	Edoardo COLOMBI	ITA	Aprilia RS660 - Gradara Corse Asd	1:21.136	14	15	0.483	0.115	104.53
4	34	Aaron SILVESTER	GBR	Triumph Daytona 660 - MIH Solutions / Macadam Raci	1:21.315	15	17	0.662	0.179	104.30
5	17	Zak SHELTON	GBR	Aprilia RS660 - XMT Racing	1:21.553	10	16	0.900	0.238	104.00
6	76	Rhys STEPHENSON	GBR	Triumph Daytona 660 - Rocket Racing	1:21.855	15	17	1.202	0.302	103.61
7	25	Thomas STRUDWICK	GBR	Triumph Daytona 660 - TS Racing	1:21.914	12	18	1.261	0.059	103.54
8	28	Alfie DAVIDSON	GBR	Aprilia RS660 - IN Competition / SENCAT Aprilia	1:22.178	6	15	1.525	0.264	103.21
9	55	Harrison DESSOY	GBR	Yamaha YZF-R7 - Rev2Race Yamaha	1:22.409	15	16	1.756	0.231	102.92
10	74	Finn SMART-WEEDEN	GBR	Aprilia RS660 - Definitive Racing	1:23.100	12	16	2.447	0.691	102.06
11	60	Lennon DOCHERTY	GBR	Kawasaki Ninja 650 - Symcirrus Motorsport	1:23.244	13	16	2.591	0.144	101.88
12	51	Rossi BANHAM	GBR	Yamaha YZF-R7 - RB Racing	1:23.512	17	17	2.859	0.268	101.56
13	56	Charlie ATKINS	GBR	Kawasaki Ninja 650 - Symcirrus Motorsport	1:24.031	15	16	3.378	0.519	100.93
14	67	Jacob STEPHENSON	GBR	Yamaha YZF-R7 - Rev2Race Yamaha	1:24.114	8	16	3.461	0.083	100.83
15	20	Jack MUIR	GBR	Aprilia RS660 - Jack Muir Racing	1:24.316	13	16	3.663	0.202	100.59
16	85	Jayden MARTIN	AUS	Triumph Daytona 660 - MIH Solutions / Macadam Raci	1:24.538	15	16	3.885	0.222	100.32
17	4	Jack SMITH	GBR	Aprilia RS660 - Woodland Racing	1:24.616	14	17	3.963	0.078	100.23
18	23	Joe ELLIS	GBR	Aprilia RS660 - JPR	1:24.617	12	15	3.964	0.001	100.23
19	77	Oliver MORGAN-EDWARDS	GBR	Aprilia RS660 - OME Racing	1:24.933	15	16	4.280	0.316	99.86
20	73	AI FAGAN	GBR	Triumph Daytona 660 - Macadam Triumph Racing	1:25.200	8	14	4.547	0.267	99.54
21	61	Cameron HARRIS	GBR	Aprilia RS660 - Harris Racing / PW Gates	1:25.223	12	16	4.570	0.023	99.52
22	11	Sean O'REILLY	GBR	Aprilia RS660 - Moto Muzzi Racing Aprilia	1:25.247	8	8	4.594	0.024	99.49
23	6	Jack KNIGHTS	GBR	Aprilia RS660 - BlueMotion Racing	1:25.507	13	16	4.854	0.260	99.19
24	44	Sam GREEN	GBR	Aprilia RS660 - Bruce Racing	1:26.209	7	10	5.556	0.702	98.38
25	29	Aaron DAYKIN	GBR	Aprilia RS660 - 929 Racing	1:26.284	12	16	5.631	0.075	98.29
26	69	Joshua PROUDFOOT	GBR	Yamaha YZF-R7 - Rev2Race Yamaha	1:26.438	12	16	5.785	0.154	98.12
27	66	Katie HAND	GBR	Triumph Daytona 660 - MIH Solutions / Macadam Raci	1:26.475	15	16	5.822	0.037	98.08
28	18	Jodie FIELDHOUSE	GBR	Aprilia - Go Pink Racing	1:26.533	13	15	5.880	0.058	98.01

QUALIFYING LAPTIME (110.0% of 1:20.653) = 1:28.718

Comments:

#56 - Lap 6 time cancelled - Course Cut at T12/13/14
 #60 - Lap 14 time cancelled - Course Cut at T12/13/14
 #60 - Lap 15 time cancelled - Course Cut at T12/13/14

Weather / Track : Cloudy / Dry

These results are provisional until the conclusion of any judicial and technical matters.

Date: 09/08/2024 Start: 13:20 Finish: 13:45

Thruxton: 2.3560 miles

Race Director: Stuart Higgs <i>S. Higgs</i> <small>Digitally Approved at 13:54 Friday, 09 August 2024</small>	Stewards:	Timekeeper: Richard Evans <i>R. EVANS</i> <small>Digitally Approved at 13:53 Friday, 09 August 2024</small>	
---	-----------	---	--

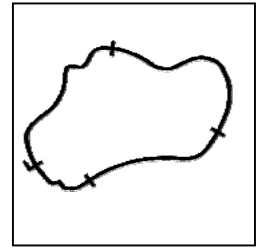
Results can be found at www.tsl-timing.com

Printed - 13:48 Friday, 09 August 2024

2024 Bennetts British Superbike Championship - Round 7

2024 Pirelli National Sportbike with Moneybarn Vehicle Finance

FREE PRACTICE 2 - SECTOR ANALYSIS



SECTOR 1 = FL to I1, SECTOR 2 = I1 to I2 SECTOR 3 = I2 to I3, SECTOR 4 = I3 to FL, DIFF = Difference To Personal Best Lap, P = Crossed Finish Line in Pit Lane, D = Time Disallowed

P1		47		Richard COOPER				Triumph Daytona 660 - PHR Performance Triumph				
IDEAL LAP TIME : 1:20.571		BEST LAP TIME : 1:20.653				DIFFERENCE : 0.082						
LAP	SECTOR 1	SECTOR 2		SECTOR 3		SECTOR 4		LAP TIME	MPH	DIFF	TIME OF DAY	
1 -	OUTLAP	105.8	22.819	125.4	19.545	129.3	13.410	108.4			13:22:27.002	
2 -	30.380	100.3	24.562	112.9	21.019	113.3	IN PIT		1:28.751 P	95.56	8.098	13:23:55.753
3 -	OUTLAP	107.5	22.334	127.8	19.141	132.8	14.098	108.4	5:40.429	24.91	4:19.776	13:29:36.182
4 -	27.270	109.1	21.947	127.5	18.833	131.8	13.087	108.2	1:21.137 (2)	104.53	0.484	13:30:57.319
5 -	27.143	111.1	21.781	127.3	18.843	132.1	12.886	108.7	1:20.653 (1)	105.16		13:32:17.972
6 -	27.124	108.7	22.027	128.0	18.991	131.5	13.004	108.5	1:21.146 (3)	104.52	0.493	13:33:39.118
7 -	30.511	105.6	23.761	117.7	20.302	123.3	13.330	110.0	1:27.904	96.48	7.251	13:35:07.022
8 -	27.175	109.8	21.856	127.8	18.780	122.6	13.483	110.5	1:21.294	104.33	0.641	13:36:28.316
9 -	28.140	108.5	22.398	128.0	19.122	122.0	13.387	109.8	1:23.047	102.13	2.394	13:37:51.363
10 -	27.344	111.8	22.121	125.6	19.092	131.3	13.059	109.8	1:21.616	103.92	0.963	13:39:12.979
11 -	28.300	109.4	22.067	127.8	19.056	124.0	13.480	109.6	1:22.903	102.30	2.250	13:40:35.882
12 -	27.247	108.7	22.008	128.0	19.012	131.5	13.011	109.2	1:21.278	104.35	0.625	13:41:57.160
13 -	27.255	109.6	22.178	126.3	18.958	132.3	12.898	109.2	1:21.289	104.33	0.636	13:43:18.449
14 -	27.828	102.4	23.255	123.1	19.277	119.1	13.561	109.4	1:23.921	101.06	3.268	13:44:42.370
15 -	27.197	109.8	21.901	127.3	18.970	122.6	15.295	103.0	1:23.363	101.74	2.710	13:46:05.733

P2		8		Ash BARNES				Yamaha YZF-R7 - Raceways Yamaha				
IDEAL LAP TIME : 1:20.771		BEST LAP TIME : 1:21.021				DIFFERENCE : 0.250						
LAP	SECTOR 1	SECTOR 2		SECTOR 3		SECTOR 4		LAP TIME	MPH	DIFF	TIME OF DAY	
1 -	OUTLAP	106.3	23.335	120.9	19.955	118.9	13.479	107.0			13:22:06.579	
2 -	27.658	108.7	22.240	122.2	20.126	112.0	13.762	108.2	1:23.786	101.22	2.765	13:23:30.365
3 -	27.267	108.7	21.954	123.5	18.717	125.6	13.390	107.5	1:21.328 (2)	104.28	0.307	13:24:51.693
4 -	27.438	110.1	22.003	125.2	19.454	122.0	IN PIT		1:22.398 P	102.93	1.377	13:26:14.091
5 -	OUTLAP	108.7	21.987	122.6	19.311	128.8	13.146	106.5	2:14.731	62.95	53.710	13:28:28.822
6 -	27.482	108.4	22.055	122.9	19.423	128.5	15.237	92.8	1:24.197	100.73	3.176	13:29:53.019
7 -	30.243	104.8	22.646	122.9	19.475	123.8	13.281	106.8	1:25.645	99.03	4.624	13:31:18.664
8 -	27.465	108.0	22.188	122.0	19.238	127.0	13.166	106.1	1:22.057	103.36	1.036	13:32:40.721
9 -	27.613	108.0	22.243	123.5	19.485	126.3	13.161	107.7	1:22.502	102.80	1.481	13:34:03.223
10 -	28.737	106.0	22.641	120.2	19.605	126.6	13.642	106.6	1:24.625	100.22	3.604	13:35:27.848
11 -	27.889	107.5	22.514	123.8	19.290	123.8	13.181	106.1	1:22.874	102.34	1.853	13:36:50.722
12 -	27.437	107.0	22.197	122.0	19.494	124.0	13.207	108.2	1:22.335	103.01	1.314	13:38:13.057
13 -	33.934	98.5	22.844	117.1	20.309	117.5	IN PIT		1:29.460 P	94.80	8.439	13:39:42.517
14 -	OUTLAP	107.3	22.040	122.4	18.929	130.0	12.903	108.7	2:15.432	62.62	54.411	13:41:57.949
15 -	27.200	108.7	21.951	122.6	18.909	128.3	12.961	109.1	1:21.021 (1)	104.68		13:43:18.970
16 -	27.412	107.2	22.218	123.1	19.022	122.4	13.167	107.8	1:21.819 (3)	103.66	0.798	13:44:40.789
17 -	27.361	108.9	22.159	125.4	19.527	104.6	15.974	94.6	1:25.021	99.75	4.000	13:46:05.810

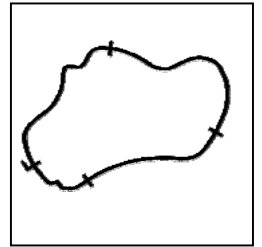
P3		13		Edoardo COLOMBI				Aprilia RS660 - Gradara Corse Asd				
IDEAL LAP TIME : 1:20.357		BEST LAP TIME : 1:21.136				DIFFERENCE : 0.779						
LAP	SECTOR 1	SECTOR 2		SECTOR 3		SECTOR 4		LAP TIME	MPH	DIFF	TIME OF DAY	
1 -	OUTLAP	106.1	22.559	122.4	19.856	128.5	13.554	107.7			13:21:28.100	
2 -	27.609	107.3	22.264	122.4	19.644	122.4	13.683	107.2	1:23.200	101.94	2.064	13:22:51.300
3 -	28.838	107.7	22.272	124.0	19.515	121.7	IN PIT		1:23.478 P	101.60	2.342	13:24:14.778
4 -	OUTLAP	108.9	22.178	124.5	19.362	132.1	13.200	108.2	2:14.884	62.88	53.748	13:26:29.662
5 -	27.519	108.2	22.119	124.2	19.364	131.5	13.097	108.0	1:22.099	103.30	0.963	13:27:51.761
6 -	27.459	108.2	22.177	124.9	19.411	132.6	13.066	108.4	1:22.113	103.29	0.977	13:29:13.874
7 -	27.212	109.1	21.949	124.2	19.187	133.6	12.957	108.9	1:21.305 (2)	104.31	0.169	13:30:35.179
8 -	27.708	108.9	22.377	125.6	19.199	132.8	13.493	109.2	1:22.777	102.46	1.641	13:31:57.956
9 -	27.435	108.4	22.120	125.6	19.319	131.0	13.161	109.2	1:22.035	103.39	0.899	13:33:19.991
10 -	27.521	109.4	22.313	122.9	19.956	129.0	IN PIT		1:22.315 P	103.03	1.179	13:34:42.306
11 -	OUTLAP	103.7	27.131	88.0	24.551	133.6	13.204	108.7	3:10.800	44.45	1:49.664	13:37:53.106
12 -	27.391	110.9	22.426	122.9	18.903	135.8	16.327	103.0	1:25.047	99.72	3.911	13:39:18.153
13 -	27.434	110.3	21.919	124.2	18.768	132.3	13.237	109.8	1:21.358 (3)	104.25	0.222	13:40:39.511
14 -	27.363	111.6	22.372	124.9	18.578	136.3	12.823	110.5	1:21.136 (1)	104.53		13:42:00.647
15 -	27.037	110.7	22.352	124.0	19.059	132.8	13.058	109.8	1:21.506	104.06	0.370	13:43:22.153

MCRCB BULLETIN TK044

2024 Bennetts British Superbike Championship - Round 7

2024 Pirelli National Sportbike with Moneybarn Vehicle Finance

FREE PRACTICE 2 - SECTOR ANALYSIS



SECTOR 1 = FL to I1, SECTOR 2 = I1 to I2 SECTOR 3 = I2 to I3, SECTOR 4 = I3 to FL, DIFF = Difference To Personal Best Lap, P = Crossed Finish Line in Pit Lane, D = Time Disallowed

P4 34		Aaron SILVESTER						Triumph Daytona 660 - MIH Solutions / Macadam Racing Trium			
IDEAL LAP TIME : 1:21.140			BEST LAP TIME : 1:21.315			DIFFERENCE : 0.175					
LAP	SECTOR 1	SECTOR 2	SECTOR 3	SECTOR 4	LAP TIME	MPH	DIFF	TIME OF DAY			
1 -	OUTLAP	105.8	22.910 121.5	19.343 122.4	13.646 106.5			13:22:20.112			
2 -	27.596	107.3	22.088 122.6	19.246 125.9	13.241 107.5	1:22.171	103.21	0.856 13:23:42.283			
3 -	27.421	108.9	21.978 123.8	19.201 129.5	13.452 106.0	1:22.052	103.36	0.737 13:25:04.335			
4 -	27.424	108.5	22.075 123.5	19.391 128.8	13.285 106.3	1:22.175	103.21	0.860 13:26:26.510			
5 -	27.407	107.5	22.001 124.7	19.241 130.3	13.209 107.0	1:21.858 (2)	103.61	0.543 13:27:48.368			
6 -	27.309	109.1	22.087 122.6	19.613 123.3	13.304 107.2	1:22.313	103.04	0.998 13:29:10.681			
7 -	27.341	108.0	22.087 125.4	18.948 128.0	IN PIT	1:21.407 P	104.18	0.092 13:30:32.088			
8 -	OUTLAP	107.8	22.062 124.7	19.415 127.3	13.253 105.8	3:10.310	44.56	1:48.995 13:33:42.398			
9 -	28.122	108.5	22.670 121.1	19.364 126.3	13.220 107.0	1:23.376	101.72	2.061 13:35:05.774			
10 -	27.313	108.0	22.090 124.0	19.395 125.4	13.182 106.1	1:21.980	103.45	0.665 13:36:27.754			
11 -	27.229	109.4	22.805 120.4	19.256 127.3	13.278 106.3	1:22.568	102.72	1.253 13:37:50.322			
12 -	27.387	108.0	22.345 122.2	19.532 129.3	13.222 107.3	1:22.486	102.82	1.171 13:39:12.808			
13 -	27.819	108.7	22.271 122.2	19.213 129.3	13.236 105.8	1:22.539	102.75	1.224 13:40:35.347			
14 -	27.488	108.2	22.092 123.1	19.392 124.5	13.035 108.9	1:22.007	103.42	0.692 13:41:57.354			
15 -	27.241	109.4	22.133 122.4	18.898 125.2	13.043 109.2	1:21.315 (1)	104.30	13:43:18.669			
16 -	27.445	109.2	22.073 123.8	19.288 130.0	13.124 105.8	1:21.930 (3)	103.52	0.615 13:44:40.599			
17 -	27.354	107.3	22.229 122.6	19.368 112.7	14.352 105.0	1:23.303	101.81	1.988 13:46:03.902			

P5 17		Zak SHELTON						Aprilia RS660 - XMT Racing			
IDEAL LAP TIME : 1:21.445			BEST LAP TIME : 1:21.553			DIFFERENCE : 0.108					
LAP	SECTOR 1	SECTOR 2	SECTOR 3	SECTOR 4	LAP TIME	MPH	DIFF	TIME OF DAY			
1 -	OUTLAP	108.2	23.330 117.5	19.738 128.8	13.718 106.6			13:22:59.137			
2 -	28.384	107.5	22.918 118.5	19.646 125.6	13.494 106.6	1:24.442	100.44	2.889 13:24:23.579			
3 -	27.780	108.2	22.539 120.4	19.435 124.5	13.485 107.0	1:23.239	101.89	1.686 13:25:46.818			
4 -	28.027	108.2	22.811 115.9	19.696 123.8	IN PIT	1:23.555 P	101.50	2.002 13:27:10.373			
5 -	OUTLAP	107.2	22.547 121.7	19.422 126.1	13.733 107.0	2:26.130	58.04	1:04.577 13:29:36.503			
6 -	27.436	107.0	22.441 120.6	19.357 127.3	13.424 106.1	1:22.658	102.61	1.105 13:30:59.161			
7 -	27.497	108.7	22.307 122.0	19.539 127.8	13.236 106.1	1:22.579 (3)	102.70	1.026 13:32:21.740			
8 -	27.556	108.2	22.357 120.9	19.482 128.0	13.473 106.3	1:22.868	102.35	1.315 13:33:44.608			
9 -	27.362	109.1	22.426 120.6	19.372 126.6	13.503 109.2	1:22.663	102.60	1.110 13:35:07.271			
10 -	27.219	109.8	22.137 122.2	18.986 128.3	13.211 107.8	1:21.553 (1)	104.00	13:36:28.824			
11 -	27.872	108.7	22.490 122.2	19.238 129.3	13.348 107.0	1:22.948	102.25	1.395 13:37:51.772			
12 -	27.740	107.3	22.467 119.6	19.517 127.8	13.231 107.8	1:22.955	102.24	1.402 13:39:14.727			
13 -	27.669	108.7	22.694 120.4	19.177 130.0	13.213 108.5	1:22.753	102.49	1.200 13:40:37.480			
14 -	27.849	108.9	22.284 121.5	19.228 129.8	13.103 107.7	1:22.464 (2)	102.85	0.911 13:41:59.944			
15 -	27.477	109.1	23.302 118.3	19.319 128.3	13.263 107.3	1:23.361	101.74	1.808 13:43:23.305			
16 -	27.677	108.4	22.630 119.8	19.374 124.7	IN PIT	1:23.341 P	101.76	1.788 13:44:46.646			

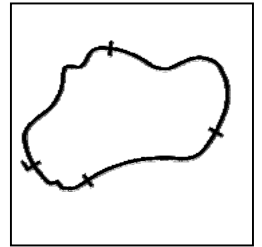
P6 76		Rhys STEPHENSON						Triumph Daytona 660 - Rocket Racing			
IDEAL LAP TIME : 1:21.605			BEST LAP TIME : 1:21.855			DIFFERENCE : 0.250					
LAP	SECTOR 1	SECTOR 2	SECTOR 3	SECTOR 4	LAP TIME	MPH	DIFF	TIME OF DAY			
1 -	OUTLAP	106.3	22.632 120.6	19.814 123.3	13.531 108.0			13:21:28.742			
2 -	27.483	108.5	22.258 123.3	19.249 115.9	13.605 108.9	1:22.595	102.68	0.740 13:22:51.337			
3 -	28.179	106.0	22.256 123.8	19.401 127.8	13.419 107.7	1:23.255	101.87	1.400 13:24:14.592			
4 -	27.678	108.5	22.051 124.2	19.275 123.3	13.668 106.5	1:22.672	102.59	0.817 13:25:37.264			
5 -	27.341	109.6	21.989 125.6	19.639 124.5	13.427 108.7	1:22.396	102.93	0.541 13:26:59.660			
6 -	27.373	107.5	22.141 124.5	19.300 125.6	13.392 108.9	1:22.206	103.17	0.351 13:28:21.866			
7 -	27.713	108.2	22.660 123.3	19.912 125.4	13.444 107.8	1:23.729	101.29	1.874 13:29:45.595			
8 -	27.296	108.9	21.969 126.1	19.362 125.6	13.524 108.7	1:22.151 (3)	103.24	0.296 13:31:07.746			
9 -	28.706	106.8	22.966 121.7	20.320 113.1	IN PIT	1:25.675 P	98.99	3.820 13:32:33.421			
10 -	OUTLAP	104.2	22.648 123.5	19.628 123.5	13.522 108.5	3:37.845	38.93	2:15.990 13:36:11.266			
11 -	27.290	109.2	22.172 122.9	19.632 119.4	13.425 108.0	1:22.519	102.78	0.664 13:37:33.785			
12 -	27.323	106.8	22.222 122.6	19.455 120.9	13.271 109.4	1:22.271	103.09	0.416 13:38:56.056			
13 -	27.599	108.5	21.949 123.1	19.570 124.0	13.263 108.5	1:22.381	102.95	0.526 13:40:18.437			
14 -	27.425	108.4	22.105 124.0	19.262 129.5	13.175 110.0	1:21.967 (2)	103.47	0.112 13:41:40.404			
15 -	27.232	109.1	22.050 124.2	19.296 130.8	13.277 108.7	1:21.855 (1)	103.61	13:43:02.259			
16 -	27.291	108.5	22.377 120.9	19.518 126.1	13.310 108.2	1:22.496	102.81	0.641 13:44:24.755			
17 -	27.626	107.8	22.211 123.8	19.367 122.0	13.493 108.9	1:22.697	102.56	0.842 13:45:47.452			

MCRCB BULLETIN TK044

2024 Bennetts British Superbike Championship - Round 7

2024 Pirelli National Sportbike with Moneybarn Vehicle Finance

FREE PRACTICE 2 - SECTOR ANALYSIS



SECTOR 1 = FL to I1, SECTOR 2 = I1 to I2 SECTOR 3 = I2 to I3, SECTOR 4 = I3 to FL, DIFF = Difference To Personal Best Lap, P = Crossed Finish Line in Pit Lane, D = Time Disallowed

P7 25		Thomas STRUDWICK				Triumph Daytona 660 - TS Racing						
IDEAL LAP TIME : 1:21.593		BEST LAP TIME : 1:21.914				DIFFERENCE : 0.321						
LAP	SECTOR 1	SECTOR 2		SECTOR 3		SECTOR 4		LAP TIME	MPH	DIFF	TIME OF DAY	
1 -	OUTLAP	104.0	23.323	121.1	19.979	127.8	13.591	106.5			13:22:06.275	
2 -	27.814	108.9	22.306	122.6	19.317	130.8	13.260	108.5	1:22.697	102.56	0.783	13:23:28.972
3 -	27.757	107.2	22.113	123.5	19.070	130.5	13.235	108.0	1:22.175	103.21	0.261	13:24:51.147
4 -	27.735	108.0	22.187	125.4	19.081	130.8	13.325	107.7	1:22.328	103.02	0.414	13:26:13.475
5 -	27.925	108.2	22.617	123.5	19.290	130.0	13.341	107.5	1:23.173	101.97	1.259	13:27:36.648
6 -	27.852	108.5	22.301	125.2	19.192	130.3	13.282	108.0	1:22.627	102.64	0.713	13:28:59.275
7 -	27.663	108.2	22.022	125.2	19.050	127.3	13.381	108.4	1:22.116 (2)	103.28	0.202	13:30:21.391
8 -	27.842	107.7	22.098	124.5	18.834	130.0	13.354	107.5	1:22.128 (3)	103.27	0.214	13:31:43.519
9 -	27.828	107.0	22.201	125.6	19.142	130.3	13.604	104.5	1:22.775	102.46	0.861	13:33:06.294
10 -	28.263	106.6	22.665	123.1	19.298	127.8	13.560	106.6	1:23.786	101.22	1.872	13:34:30.080
11 -	27.844	107.7	22.162	123.8	19.193	130.0	13.276	108.5	1:22.475	102.83	0.561	13:35:52.555
12 -	27.589	108.0	22.105	124.5	19.013	133.1	13.207	107.7	1:21.914 (1)	103.54		13:37:14.469
13 -	27.773	107.7	22.239	124.2	19.356	131.3	13.222	108.5	1:22.590	102.69	0.676	13:38:37.059
14 -	27.568	107.7	22.193	123.3	19.176	132.1	13.318	107.8	1:22.255	103.11	0.341	13:39:59.314
15 -	28.710	106.0	22.813	122.6	19.478	131.5	13.169	108.2	1:24.170	100.76	2.256	13:41:23.484
16 -	27.725	108.5	22.186	123.5	19.365	131.8	13.857	107.5	1:23.133	102.02	1.219	13:42:46.617
17 -	27.902	107.0	22.413	122.4	19.328	132.6	13.270	107.5	1:22.913	102.29	0.999	13:44:09.530
18 -	27.797	108.2	22.551	118.9	19.918	112.2	IN PIT		1:23.702 P	101.33	1.788	13:45:33.232

P8 28		Alfie DAVIDSON				Aprilia RS660 - IN Competition / SENCAT Aprilia						
IDEAL LAP TIME : 1:21.991		BEST LAP TIME : 1:22.178				DIFFERENCE : 0.187						
LAP	SECTOR 1	SECTOR 2		SECTOR 3		SECTOR 4		LAP TIME	MPH	DIFF	TIME OF DAY	
1 -	OUTLAP	108.7	22.844	122.2	19.925	125.6	13.302	108.5			13:21:29.388	
2 -	28.054	108.5	22.781	121.3	19.861	128.0	13.388	108.0	1:24.084	100.87	1.906	13:22:53.472
3 -	27.957	109.1	22.478	122.4	19.379	125.9	13.377	108.5	1:23.191	101.95	1.013	13:24:16.663
4 -	27.986	108.7	22.572	122.6	19.442	128.0	IN PIT		1:23.456 P	101.62	1.278	13:25:40.119
5 -	OUTLAP	108.7	22.486	124.2	19.243	128.0	13.287	108.5	2:49.005	50.18	1:26.827	13:28:29.124
6 -	27.648	109.6	22.112	126.8	19.283	128.5	13.135	107.8	1:22.178 (1)	103.21		13:29:51.302
7 -	27.783	108.9	22.555	122.9	19.312	131.8	13.153	108.2	1:22.803 (3)	102.43	0.625	13:31:14.105
8 -	28.053	108.5	22.959	124.2	19.493	122.6	IN PIT		1:22.664 P	102.60	0.486	13:32:36.769
9 -	OUTLAP	108.0	23.024	120.4	19.821	122.2	13.644	108.0	4:44.500	29.81	3:22.322	13:37:21.269
10 -	27.950	108.2	22.571	122.4	19.780	125.2	IN PIT		1:22.708 P	102.54	0.530	13:38:43.977
11 -	OUTLAP	109.8	22.673	122.2	19.258	130.3	13.203	108.7	1:57.529	72.16	35.351	13:40:41.506
12 -	27.843	109.8	22.870	123.1	19.232	129.5	13.553	106.6	1:23.498	101.57	1.320	13:42:05.004
13 -	27.607	108.9	22.447	124.2	19.137	131.0	13.168	109.2	1:22.359 (2)	102.98	0.181	13:43:27.363
14 -	28.080	108.4	22.507	123.3	19.205	122.9	13.553	108.5	1:23.345	101.76	1.167	13:44:50.708
15 -	28.531	108.5	23.025	123.1	19.771	119.1	13.658	106.1	1:24.985	99.80	2.807	13:46:15.693

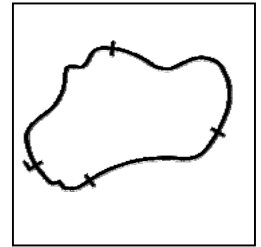
P9 55		Harrison DESOY				Yamaha YZF-R7 - Rev2Race Yamaha						
IDEAL LAP TIME : 1:21.941		BEST LAP TIME : 1:22.409				DIFFERENCE : 0.468						
LAP	SECTOR 1	SECTOR 2		SECTOR 3		SECTOR 4		LAP TIME	MPH	DIFF	TIME OF DAY	
1 -	OUTLAP	106.0	22.561	120.2	20.097	124.2	13.684	105.3			13:21:48.644	
2 -	27.946	108.0	22.365	120.2	19.400	127.0	13.578	106.1	1:23.289	101.83	0.880	13:23:11.933
3 -	27.930	107.7	22.303	122.0	19.782	115.7	14.060	108.0	1:24.075	100.88	1.666	13:24:36.008
4 -	28.239	106.0	22.461	120.9	19.649	127.5	13.470	104.8	1:23.819	101.18	1.410	13:25:59.827
5 -	27.741	108.9	22.260	120.6	19.834	124.5	13.561	105.1	1:23.396	101.70	0.987	13:27:23.223
6 -	27.652	108.2	22.364	121.3	19.481	130.3	13.335	107.7	1:22.832 (2)	102.39	0.423	13:28:46.055
7 -	28.502	109.2	22.592	123.3	19.344	125.9	IN PIT		1:22.848 P	102.37	0.439	13:30:08.903
8 -	OUTLAP	106.3	22.587	122.0	19.207	130.3	13.229	105.8	3:49.462	36.96	2:27.053	13:33:58.365
9 -	27.658	108.2	22.227	120.0	19.667	128.0	13.303	106.0	1:22.855 (3)	102.36	0.446	13:35:21.220
10 -	27.630	108.2	22.918	112.4	20.437	116.7	13.648	107.3	1:24.633	100.21	2.224	13:36:45.853
11 -	28.243	103.4	22.929	118.7	20.456	122.2	13.494	106.6	1:25.122	99.64	2.713	13:38:10.975
12 -	27.316	110.9	22.892	118.1	19.847	125.2	13.275	106.6	1:23.330	101.78	0.921	13:39:34.305
13 -	28.314	97.9	24.087	118.9	19.521	126.3	13.383	107.7	1:25.305	99.42	2.896	13:40:59.610
14 -	28.232	99.7	23.903	116.3	19.545	129.0	13.213	107.5	1:24.893	99.90	2.484	13:42:24.503
15 -	27.344	109.6	22.434	120.9	19.249	130.3	13.382	106.8	1:22.409 (1)	102.92		13:43:46.912
16 -	28.400	105.6	22.960	120.2	19.602	123.3	13.191	106.5	1:24.153	100.78	1.744	13:45:11.065

MCRCB BULLETIN TK044

2024 Bennetts British Superbike Championship - Round 7

2024 Pirelli National Sportbike with Moneybarn Vehicle Finance

FREE PRACTICE 2 - SECTOR ANALYSIS



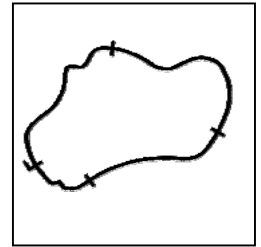
SECTOR 1 = FL to I1, SECTOR 2 = I1 to I2 SECTOR 3 = I2 to I3, SECTOR 4 = I3 to FL, DIFF = Difference To Personal Best Lap, P = Crossed Finish Line in Pit Lane, D = Time Disallowed

P10 74		Finn SMART-WEEDEN						Aprilia RS660 - Definitive Racing				
IDEAL LAP TIME : 1:22.603		BEST LAP TIME : 1:23.100			DIFFERENCE : 0.497							
LAP	SECTOR 1	SECTOR 2		SECTOR 3		SECTOR 4		LAP TIME	MPH	DIFF	TIME OF DAY	
1 -	OUTLAP	104.8	23.640	120.2	20.562	114.1	13.876	106.3			13:21:53.194	
2 -	28.397	108.4	23.089	121.5	20.212	114.3	13.556	105.6	1:25.254	99.48	2.154	13:23:18.448
3 -	28.276	106.0	22.914	121.7	19.849	113.9	13.483	106.6	1:24.522	100.34	1.422	13:24:42.970
4 -	29.000	105.3	23.504	122.2	19.922	122.0	13.692	105.0	1:26.118	98.48	3.018	13:26:09.088
5 -	27.952	108.2	22.759	123.3	19.844	113.9	13.927	104.5	1:24.482	100.39	1.382	13:27:33.570
6 -	28.179	107.7	22.608	124.0	20.090	119.8	13.311	106.6	1:24.188	100.74	1.088	13:28:57.758
7 -	27.808	108.5	22.515	124.5	19.763	122.4	13.289	106.5	1:23.375 (2)	101.72	0.275	13:30:21.133
8 -	28.914	104.6	24.178	118.7	20.687	111.1	IN PIT		1:27.671 P	96.74	4.571	13:31:48.804
9 -	OUTLAP	99.5	23.482	122.6	19.900	112.9	13.560	107.8	4:39.349	30.36	3:16.249	13:36:28.153
10 -	27.952	106.8	22.688	122.6	19.813	111.8	13.404	109.6	1:23.857	101.14	0.757	13:37:52.010
11 -	28.385	108.0	22.839	124.2	19.287	122.6	13.327	108.4	1:23.838	101.16	0.738	13:39:15.848
12 -	27.693	108.9	22.624	125.2	19.209	116.9	13.574	107.8	1:23.100 (1)	102.06		13:40:38.948
13 -	27.855	108.9	23.361	122.9	19.628	121.1	13.262	108.0	1:24.106	100.84	1.006	13:42:03.054
14 -	27.641	107.8	22.842	123.3	19.741	120.2	13.238	106.3	1:23.462 (3)	101.62	0.362	13:43:26.516
15 -	28.977	104.2	22.917	122.6	19.435	118.3	13.546	108.2	1:24.875	99.93	1.775	13:44:51.391
16 -	28.088	108.2	23.717	121.1	20.860	102.7	14.710	95.5	1:27.375	97.07	4.275	13:46:18.766

P11 60		Lennon DOCHERTY						Kawasaki Ninja 650 - Sycmirus Motorsport				
IDEAL LAP TIME : 1:23.244		BEST LAP TIME : 1:23.244			DIFFERENCE : 0.000							
LAP	SECTOR 1	SECTOR 2		SECTOR 3		SECTOR 4		LAP TIME	MPH	DIFF	TIME OF DAY	
1 -	OUTLAP	99.4	23.435	114.1	20.795	118.3	13.849	100.6			13:22:01.415	
2 -	28.425	101.6	23.326	119.8	20.018	123.1	13.602	101.8	1:25.371	99.35	2.127	13:23:26.786
3 -	28.402	101.8	22.775	117.9	20.260	120.2	13.812	103.5	1:25.249	99.49	2.005	13:24:52.035
4 -	28.240	104.0	22.873	118.9	20.083	120.4	13.441	101.9	1:24.637 (3)	100.21	1.393	13:26:16.672
5 -	28.262	102.1	22.729	120.0	20.612	120.6	15.020	92.0	1:26.623	97.91	3.379	13:27:43.295
6 -	30.116	82.3	28.651	115.9	20.473	120.4	IN PIT		1:33.979 P	90.25	10.735	13:29:17.274
7 -	OUTLAP	97.3	26.211	104.8	21.076	120.0	13.705	101.8	3:17.384	42.97	1:54.140	13:32:34.658
8 -	28.162	103.2	22.655	120.9	20.019	123.5	13.646	104.5	1:24.482 (2)	100.39	1.238	13:33:59.140
9 -	29.459	97.3	23.347	117.9	20.410	120.6	13.500	102.7	1:26.716	97.80	3.472	13:35:25.856
10 -	28.364	103.4	22.994	117.5	20.452	119.8	13.605	102.4	1:25.415	99.29	2.171	13:36:51.271
11 -	28.086	103.8	22.804	117.1	20.300	119.8	13.455	103.2	1:24.645	100.20	1.401	13:38:15.916
12 -	29.985	98.5	23.790	115.5	20.603	116.3	14.278	102.9	1:28.656	95.66	5.412	13:39:44.572
13 -	27.949	105.6	22.554	118.9	19.440	128.5	13.301	102.7	1:23.244 (1)	101.88		13:41:07.816
14 -	28.187	104.5	22.848	116.5	20.117	121.3	13.892	103.2	1:25.044 D	99.73	1.800	13:42:32.860
15 -	28.191	103.5	22.787	120.0	20.108	121.3	14.528	101.9	1:25.644 D	99.06	2.370	13:43:58.474
16 -	31.340	78.7	24.482	112.2	20.875	109.2	14.590	98.2	1:31.287	92.91	8.043	13:45:29.761

P12 51		Rossi BANHAM						Yamaha YZF-R7 - RB Racing				
IDEAL LAP TIME : 1:23.017		BEST LAP TIME : 1:23.512			DIFFERENCE : 0.495							
LAP	SECTOR 1	SECTOR 2		SECTOR 3		SECTOR 4		LAP TIME	MPH	DIFF	TIME OF DAY	
1 -	OUTLAP	106.8	23.121	125.4	19.780	120.6	13.549	108.5			13:21:29.718	
2 -	28.289	109.1	22.872	124.9	19.724	122.4	13.470	107.7	1:24.355	100.54	0.843	13:22:54.073
3 -	28.126	109.1	22.621	125.2	19.560	123.1	13.387	107.5	1:23.694 (3)	101.34	0.182	13:24:17.767
4 -	28.074	108.7	22.628	125.2	19.483	123.5	13.451	106.6	1:23.636 (2)	101.41	0.124	13:25:41.403
5 -	27.993	108.0	22.736	125.2	19.839	118.3	IN PIT		1:24.048 P	100.91	0.536	13:27:05.451
6 -	OUTLAP	107.8	22.858	126.8	19.720	120.0	13.559	107.3	1:44.909	80.84	21.397	13:28:50.360
7 -	27.982	109.2	22.587	126.3	19.595	121.3	13.721	106.8	1:23.885	101.11	0.373	13:30:14.245
8 -	28.206	103.7	22.948	125.6	19.580	120.2	IN PIT		1:23.737 P	101.28	0.225	13:31:37.982
9 -	OUTLAP	106.3	22.780	126.1	19.566	124.0	13.604	106.3	1:51.051	76.37	27.539	13:33:29.033
10 -	28.062	108.0	22.699	124.0	20.362	115.3	IN PIT		1:25.765 P	98.89	2.253	13:34:54.798
11 -	OUTLAP	107.5	22.830	124.9	19.533	121.7	13.439	106.1	1:50.804	76.54	27.292	13:36:45.602
12 -	27.964	107.8	22.972	123.5	19.936	120.6	13.566	107.2	1:24.438	100.44	0.926	13:38:10.040
13 -	27.956	108.0	23.500	119.1	20.148	121.7	13.299	108.5	1:24.903	99.89	1.391	13:39:34.943
14 -	27.970	105.1	22.956	127.0	19.310	122.0	13.701	106.3	1:23.937	101.04	0.425	13:40:58.880
15 -	28.184	107.5	22.779	125.6	19.649	122.9	13.393	107.7	1:24.005	100.96	0.493	13:42:22.885
16 -	27.890	108.5	22.683	125.2	19.764	122.9	13.434	107.2	1:23.771	101.24	0.259	13:43:46.656
17 -	27.897	108.4	22.518	125.9	19.634	122.9	13.463	106.1	1:23.512 (1)	101.56		13:45:10.168

FREE PRACTICE 2 - SECTOR ANALYSIS



SECTOR 1 = FL to I1, SECTOR 2 = I1 to I2 SECTOR 3 = I2 to I3, SECTOR 4 = I3 to FL, DIFF = Difference To Personal Best Lap, P = Crossed Finish Line in Pit Lane, D = Time Disallowed

P13 56		Charlie ATKINS				Kawasaki Ninja 650 - Symcirrus Motorsport						
IDEAL LAP TIME : 1:23.790		BEST LAP TIME : 1:24.031				DIFFERENCE : 0.241						
LAP	SECTOR 1	SECTOR 2		SECTOR 3		SECTOR 4		LAP TIME	MPH	DIFF	TIME OF DAY	
1 -	OUTLAP	104.5	23.470	116.7	20.774	108.5	13.968	104.0			13:22:01.791	
2 -	28.198	107.7	22.963	117.1	20.425	107.2	14.008	105.0	1:25.594	99.09	1.563	13:23:27.385
3 -	28.115	106.3	22.828	117.9	19.843	125.6	13.473	104.8	1:24.259 (2)	100.66	0.228	13:24:51.644
4 -	29.112	105.6	23.133	117.5	20.239	121.5	13.505	103.5	1:25.989	98.63	1.958	13:26:17.633
5 -	28.149	105.6	22.750	119.6	20.297	119.6	14.838	82.0	1:26.034	98.58	2.003	13:27:43.667
6 -	30.011	96.0	24.212	114.5	20.725	109.6	16.036	103.2	1:30.984 D	93.22	6.953	13:29:14.651
7 -	28.141	106.5	24.563	96.4	23.677	106.1	IN PIT		1:30.489 P	93.73	6.458	13:30:45.140
8 -	OUTLAP	82.8	24.311	114.3	20.942	107.0	14.437	105.0	2:59.880	47.15	1:35.849	13:33:45.020
9 -	27.864	106.8	22.919	116.5	22.590	94.7	IN PIT		1:26.941 P	97.55	2.910	13:35:11.961
10 -	OUTLAP	104.8	22.985	117.9	20.030	120.0	13.612	105.5	1:39.566	85.18	15.535	13:36:51.527
11 -	28.262	107.5	22.953	116.7	20.133	122.9	13.383	106.5	1:24.731	100.10	0.700	13:38:16.258
12 -	29.539	101.8	23.651	113.7	20.536	120.6	13.602	105.0	1:27.328	97.12	3.297	13:39:43.586
13 -	28.026	105.8	22.844	117.1	20.040	122.0	13.509	106.1	1:24.419 (3)	100.47	0.388	13:41:08.005
14 -	28.586	105.6	23.076	117.5	20.004	123.8	13.831	104.8	1:25.497	99.20	1.466	13:42:33.502
15 -	27.979	107.8	22.846	120.2	19.793	120.6	13.413	105.3	1:24.031 (1)	100.93		13:43:57.533
16 -	30.073	100.9	24.524	113.7	24.162	82.3	15.336	103.2	1:34.095	90.13	10.064	13:45:31.628

P14 67		Jacob STEPHENSON				Yamaha YZF-R7 - Rev2Race Yamaha						
IDEAL LAP TIME : 1:23.793		BEST LAP TIME : 1:24.114				DIFFERENCE : 0.321						
LAP	SECTOR 1	SECTOR 2		SECTOR 3		SECTOR 4		LAP TIME	MPH	DIFF	TIME OF DAY	
1 -	OUTLAP	102.7	23.717	117.9	20.123	112.9	13.996	104.2			13:22:57.385	
2 -	28.348	107.2	22.827	118.7	19.903	121.3	13.597	105.3	1:24.675	100.16	0.561	13:24:22.060
3 -	28.255	106.8	22.771	119.4	19.699	122.6	13.596	104.6	1:24.321 (3)	100.58	0.207	13:25:46.381
4 -	28.242	107.8	22.880	119.6	20.176	119.4	13.955	104.2	1:25.253	99.48	1.139	13:27:11.634
5 -	28.282	108.5	23.075	119.6	20.355	117.1	13.871	105.3	1:25.583	99.10	1.469	13:28:37.217
6 -	28.334	107.8	22.794	120.4	19.820	122.0	13.600	105.8	1:24.548	100.31	0.434	13:30:01.765
7 -	28.262	108.2	22.802	119.8	19.840	123.3	13.639	105.3	1:24.543	100.32	0.429	13:31:26.308
8 -	28.090	107.0	22.794	120.0	19.795	125.9	13.435	106.0	1:24.114 (1)	100.83		13:32:50.422
9 -	28.043	107.0	22.616	121.1	19.874	124.5	13.670	103.7	1:24.203 (2)	100.72	0.089	13:34:14.625
10 -	28.904	103.4	23.640	116.5	21.637	91.8	IN PIT		1:29.186 P	95.10	5.072	13:35:43.811
11 -	OUTLAP	106.0	23.529	117.1	20.297	116.5	13.864	105.0	2:28.940	56.94	1:04.826	13:38:12.751
12 -	28.072	108.7	23.094	117.7	20.172	115.9	13.893	106.0	1:25.231	99.51	1.117	13:39:37.982
13 -	28.224	107.5	23.231	122.2	19.812	122.4	13.650	106.0	1:24.917	99.88	0.803	13:41:02.899
14 -	28.345	106.3	22.972	118.5	20.088	118.7	13.903	105.3	1:25.308	99.42	1.194	13:42:28.207
15 -	28.223	106.0	23.061	118.9	19.920	122.9	13.621	105.1	1:24.825	99.98	0.711	13:43:53.032
16 -	28.423	106.6	22.879	118.9	20.096	107.5	IN PIT		1:26.694 P	97.83	2.580	13:45:19.726

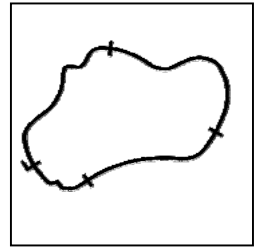
P15 20		Jack MUIR				Aprilia RS660 - Jack Muir Racing						
IDEAL LAP TIME : 1:24.227		BEST LAP TIME : 1:24.316				DIFFERENCE : 0.089						
LAP	SECTOR 1	SECTOR 2		SECTOR 3		SECTOR 4		LAP TIME	MPH	DIFF	TIME OF DAY	
1 -	OUTLAP	106.3	23.314	117.9	20.068	105.1	14.521	104.8			13:21:32.908	
2 -	29.931	107.2	23.052	120.4	20.275	104.5	14.496	104.2	1:27.754	96.65	3.438	13:23:00.662
3 -	29.367	106.5	22.952	117.9	20.055	113.5	14.102	102.9	1:26.476	98.08	2.160	13:24:27.138
4 -	29.806	103.0	23.011	119.8	19.786	111.2	14.067	105.3	1:26.670	97.86	2.354	13:25:53.808
5 -	29.009	107.2	22.698	120.2	19.877	112.9	14.112	105.0	1:25.696	98.97	1.380	13:27:19.504
6 -	28.611	106.3	22.802	119.6	20.304	108.2	14.192	105.3	1:25.909	98.72	1.593	13:28:45.413
7 -	28.807	106.3	22.526	122.0	20.077	112.5	14.114	104.0	1:25.524	99.17	1.208	13:30:10.937
8 -	29.281	105.6	22.951	119.8	19.818	113.7	14.245	104.3	1:26.295	98.28	1.979	13:31:37.232
9 -	29.043	104.2	23.078	120.9	20.039	112.5	14.446	103.5	1:26.606	97.93	2.290	13:33:03.838
10 -	29.259	103.7	23.118	120.4	20.633	106.3	IN PIT		1:25.881 P	98.76	1.565	13:34:29.719
11 -	OUTLAP	103.5	23.299	118.7	20.262	111.2	13.972	105.0	3:51.036	36.71	2:26.720	13:38:20.755
12 -	28.632	105.8	22.814	118.9	20.112	115.1	13.869	105.5	1:25.427	99.28	1.111	13:39:46.182
13 -	28.415	106.6	22.615	120.0	19.653	121.1	13.633	104.8	1:24.316 (1)	100.59		13:41:10.498
14 -	28.473	105.6	22.638	120.0	19.791	116.3	13.974	105.5	1:24.876 (2)	99.92	0.560	13:42:35.374
15 -	28.677	103.0	22.887	120.0	19.733	115.9	13.832	105.5	1:25.129	99.63	0.813	13:44:00.503
16 -	28.484	106.6	22.834	120.0	19.800	112.5	13.974	104.0	1:25.092 (3)	99.67	0.776	13:45:25.595

MCRCB BULLETIN TK044

2024 Bennetts British Superbike Championship - Round 7

2024 Pirelli National Sportbike with Moneybarn Vehicle Finance

FREE PRACTICE 2 - SECTOR ANALYSIS



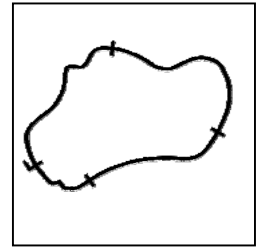
SECTOR 1 = FL to I1, SECTOR 2 = I1 to I2 SECTOR 3 = I2 to I3, SECTOR 4 = I3 to FL, DIFF = Difference To Personal Best Lap, P = Crossed Finish Line in Pit Lane, D = Time Disallowed

P16 85		Jayden MARTIN				Triumph Daytona 660 - MIH Solutions / Macadam Racing Trium						
IDEAL LAP TIME : 1:24.125		BEST LAP TIME : 1:24.538				DIFFERENCE : 0.413						
LAP	SECTOR 1	SECTOR 2		SECTOR 3		SECTOR 4		LAP TIME	MPH	DIFF	TIME OF DAY	
1 -	OUTLAP	105.0	23.901	119.8	20.331	115.1	13.961	107.0			13:21:33.493	
2 -	29.623	107.3	23.590	124.2	19.572	106.6	14.504	105.6	1:27.289	97.16	2.751	13:23:00.782
3 -	29.563	106.8	23.357	119.4	19.698	116.5	13.837	106.8	1:26.455	98.10	1.917	13:24:27.237
4 -	28.869	106.5	23.171	121.3	19.950	117.1	13.831	105.6	1:25.821	98.82	1.283	13:25:53.058
5 -	28.853	106.6	22.945	121.3	19.866	120.2	14.111	105.0	1:25.775	98.88	1.237	13:27:18.833
6 -	28.753	106.8	23.310	119.8	20.120	117.5	13.836	106.1	1:26.019	98.60	1.481	13:28:44.852
7 -	28.587	106.6	22.972	121.3	19.812	119.1	14.336	95.4	1:25.707	98.96	1.169	13:30:10.559
8 -	36.809	105.6	23.204	120.0	19.788	121.7	13.562	107.0	1:33.363	90.84	8.825	13:31:43.922
9 -	29.737	106.3	22.899	122.2	19.668	121.1	13.705	105.0	1:26.009	98.61	1.471	13:33:09.931
10 -	28.378	107.3	23.086	122.6	19.588	121.5	14.041	104.5	1:25.093	(3) 99.67	0.555	13:34:35.024
11 -	28.847	106.8	23.584	116.1	20.038	121.1	IN PIT		1:25.775	P 98.88	1.237	13:36:00.799
12 -	OUTLAP	104.6	23.156	120.2	19.867	122.4	13.584	106.0	3:32.046	39.99	2:07.508	13:39:32.845
13 -	29.297	106.5	23.051	119.8	19.766	119.6	13.706	106.8	1:25.820	98.83	1.282	13:40:58.665
14 -	28.391	106.6	23.244	123.5	19.455	121.7	13.550	107.7	1:24.640	(2) 100.20	0.102	13:42:23.305
15 -	28.432	107.3	23.184	122.4	19.298	126.6	13.624	103.7	1:24.538	(1) 100.32		13:43:47.843
16 -	28.509	106.0	23.089	122.2	19.669	110.1	14.085	104.8	1:25.352	99.37	0.814	13:45:13.195

P17 4		Jack SMITH				Aprilia RS660 - Woodland Racing						
IDEAL LAP TIME : 1:24.507		BEST LAP TIME : 1:24.616				DIFFERENCE : 0.109						
LAP	SECTOR 1	SECTOR 2		SECTOR 3		SECTOR 4		LAP TIME	MPH	DIFF	TIME OF DAY	
1 -	OUTLAP	106.5	24.028	118.5	20.635	110.7	14.373	104.8			13:22:32.073	
2 -	30.052	107.3	23.948	120.6	20.098	116.1	14.210	106.1	1:28.308	96.04	3.692	13:24:00.381
3 -	29.295	108.5	23.798	121.1	19.960	111.4	14.119	106.6	1:27.172	97.29	2.556	13:25:27.553
4 -	29.191	108.5	23.666	120.9	19.846	116.7	13.910	106.8	1:26.613	97.92	1.997	13:26:54.166
5 -	29.112	107.8	23.524	121.3	20.015	117.5	13.768	106.8	1:26.419	98.14	1.803	13:28:20.585
6 -	28.878	108.5	23.585	124.7	20.260	111.4	14.042	106.5	1:26.765	97.75	2.149	13:29:47.350
7 -	28.907	106.1	23.305	123.1	19.736	118.1	13.821	106.6	1:25.769	98.88	1.153	13:31:13.119
8 -	28.930	107.3	23.604	121.7	19.707	122.0	13.690	106.6	1:25.931	98.70	1.315	13:32:39.050
9 -	28.702	108.2	23.265	125.2	19.497	117.9	13.624	108.5	1:25.088	(2) 99.68	0.472	13:34:04.138
10 -	28.664	108.4	23.232	121.5	19.734	115.3	14.072	106.8	1:25.702	98.96	1.086	13:35:29.840
11 -	28.966	108.0	23.268	124.9	20.099	120.2	13.601	105.8	1:25.934	98.69	1.318	13:36:55.774
12 -	28.747	108.2	23.629	121.5	20.130	119.1	13.605	107.2	1:26.111	98.49	1.495	13:38:21.885
13 -	28.561	107.8	23.127	122.2	19.797	119.4	13.632	107.3	1:25.117	(3) 99.64	0.501	13:39:47.002
14 -	28.459	108.9	23.236	123.1	19.455	118.7	13.466	106.5	1:24.616	(1) 100.23		13:41:11.618
15 -	28.890	106.3	23.967	120.2	23.137	84.7	IN PIT		1:33.848	P 90.37	9.232	13:42:45.466
16 -	OUTLAP	106.5	23.403	124.0	19.754	117.7	14.020	104.2	2:04.980	67.86	40.364	13:44:50.446
17 -	28.568	106.8	23.177	123.5	19.931	115.9	13.881	106.5	1:25.557	99.13	0.941	13:46:16.003

P18 23		Joe ELLIS				Aprilia RS660 - JPR						
IDEAL LAP TIME : 1:23.888		BEST LAP TIME : 1:24.617				DIFFERENCE : 0.729						
LAP	SECTOR 1	SECTOR 2		SECTOR 3		SECTOR 4		LAP TIME	MPH	DIFF	TIME OF DAY	
1 -	OUTLAP	102.1	24.325	120.0	20.498	115.3	14.675	103.2			13:21:45.015	
2 -	29.177	105.1	23.174	122.9	20.206	114.5	14.009	105.5	1:26.566	97.97	1.949	13:23:11.581
3 -	28.692	107.3	22.722	124.2	19.428	113.7	14.463	107.3	1:25.305	99.42	0.688	13:24:36.886
4 -	28.881	106.8	22.839	122.4	19.911	123.5	13.893	103.7	1:25.524	99.17	0.907	13:26:02.410
5 -	28.524	106.5			100.4		IN PIT		1:44.970	P 80.80	20.353	13:27:47.380
6 -	OUTLAP	103.7	23.341	123.5	20.757	112.4	IN PIT		3:33.111	P 39.79	2:08.494	13:31:20.491
7 -	OUTLAP	104.5	23.391	122.0	20.009	117.9	13.959	105.3	2:13.645	63.46	49.028	13:33:34.136
8 -	28.543	106.3	22.927	111.6	20.428	116.1	13.854	105.6	1:25.752	98.90	1.135	13:34:59.888
9 -	28.335	105.8	23.117	121.1	19.986	121.7	13.742	105.0	1:25.180	(3) 99.57	0.563	13:36:25.068
10 -	28.455	105.5	22.995	122.9	20.055	121.5	13.727	104.8	1:25.232	99.51	0.615	13:37:50.300
11 -	28.319	106.8	23.065	121.1	19.789	122.9	13.705	106.5	1:24.878	(2) 99.92	0.261	13:39:15.178
12 -	28.183	106.8	22.572	123.5	19.568	114.1	14.294	102.1	1:24.617	(1) 100.23		13:40:39.795
13 -	28.857	102.9	23.727	121.3	20.232	102.2	IN PIT		1:26.494	P 98.06	1.877	13:42:06.289
14 -	OUTLAP	102.9	23.667	121.1	20.115	121.3	13.804	104.3	2:31.157	56.11	1:06.540	13:44:37.446
15 -	28.514	103.2	23.088	120.6	20.399	111.8	15.036	84.9	1:27.037	97.44	2.420	13:46:04.483

FREE PRACTICE 2 - SECTOR ANALYSIS



SECTOR 1 = FL to I1, SECTOR 2 = I1 to I2 SECTOR 3 = I2 to I3, SECTOR 4 = I3 to FL, DIFF = Difference To Personal Best Lap, P = Crossed Finish Line in Pit Lane, D = Time Disallowed

P19 77		Oliver MORGAN-EDWARDS				Aprilia RS660 - OME Racing						
IDEAL LAP TIME : 1:24.398		BEST LAP TIME : 1:24.933				DIFFERENCE : 0.535						
LAP	SECTOR 1	SECTOR 2		SECTOR 3		SECTOR 4		LAP TIME	MPH	DIFF	TIME OF DAY	
1 -	OUTLAP	103.4	23.962	118.5	20.145	116.7	13.997	105.5			13:22:59.657	
2 -	28.945	105.6	23.078	118.9	19.942	117.3	13.914	104.3	1:25.879	98.76	0.946	13:24:25.536
3 -	29.020	104.6	23.166	120.0	20.092	118.3	14.016	103.4	1:26.294	98.28	1.361	13:25:51.830
4 -	28.941	103.2	23.273	119.6	20.348	118.1	13.921	103.2	1:26.483	98.07	1.550	13:27:18.313
5 -	29.080	104.2	23.422	120.2	20.647	111.1	14.246	106.1	1:27.395	97.04	2.462	13:28:45.708
6 -	28.840	107.2	22.946	123.8	19.643	114.5	13.990	106.0	1:25.419 (3)	99.29	0.486	13:30:11.127
7 -	28.850	104.2	23.005	120.2	20.008	118.1	13.752	104.2	1:25.615	99.06	0.682	13:31:36.742
8 -	29.131	104.2	23.331	119.8	20.225	117.5	IN PIT		1:25.745 P	98.91	0.812	13:33:02.487
9 -	OUTLAP	102.7	23.863	117.9	20.235	117.3	13.843	104.6	3:14.863	43.52	1:49.930	13:36:17.350
10 -	28.760	105.0	23.469	118.9	19.822	118.3	13.972	102.6	1:26.023	98.59	1.090	13:37:43.373
11 -	28.832	104.6	23.120	117.3	20.370	116.1	13.984	103.5	1:26.306	98.27	1.373	13:39:09.679
12 -	29.015	105.0	23.453	117.9	20.248	115.5	14.197	105.3	1:26.913	97.58	1.980	13:40:36.592
13 -	28.712	103.8	23.138	115.9	19.858	117.5	13.737	104.8	1:25.445	99.26	0.512	13:42:02.037
14 -	28.330	104.5	23.155	116.9	19.926	119.8	13.793	104.5	1:25.204 (2)	99.54	0.271	13:43:27.241
15 -	28.756	105.5	22.902	122.2	19.429	116.7	13.846	104.8	1:24.933 (1)	99.86		13:44:52.174
16 -	28.822	105.1	23.190	120.4	20.120	108.5	15.529	101.3	1:27.661	96.75	2.728	13:46:19.835

P20 73		AI FAGAN				Triumph Daytona 660 - Macadam Triumph Racing						
IDEAL LAP TIME : 1:24.995		BEST LAP TIME : 1:25.200				DIFFERENCE : 0.205						
LAP	SECTOR 1	SECTOR 2		SECTOR 3		SECTOR 4		LAP TIME	MPH	DIFF	TIME OF DAY	
1 -	OUTLAP	98.1	24.379	113.5	21.069	99.4	14.422	100.3			13:22:09.781	
2 -	29.229	103.7	23.825	113.5	21.187	103.2	14.268	99.8	1:28.509	95.82	3.309	13:23:38.290
3 -	29.128	103.0	23.441	115.7	20.779	112.4	13.879	100.3	1:27.227	97.23	2.027	13:25:05.517
4 -	28.723	104.0	23.086	117.5	20.614	112.5	14.286	98.6	1:26.709	97.81	1.509	13:26:32.226
5 -	30.309	101.2	24.305	112.7	21.334	104.5	IN PIT		1:29.335 P	94.94	4.135	13:28:01.561
6 -	OUTLAP	100.3	23.585	115.9	20.937	114.7	14.050	102.1	3:42.801	38.06	2:17.601	13:31:44.362
7 -	28.584	103.2	23.192	120.2	20.448	114.9	13.776	102.4	1:26.000 (3)	98.62	0.800	13:33:10.362
8 -	28.430	104.3	22.802	122.6	20.321	116.9	13.647	102.4	1:25.200 (1)	99.54		13:34:35.562
9 -	29.418	102.9	23.216	116.3	20.565	115.3	13.909	100.4	1:27.108	97.36	1.908	13:36:02.670
10 -	28.831	103.7	23.456	115.1	20.911	118.9	13.810	100.9	1:27.008	97.48	1.808	13:37:29.678
11 -	28.723	103.8	23.078	118.1	20.465	115.3	13.626	101.9	1:25.892 (2)	98.74	0.692	13:38:55.570
12 -	30.116	101.0	24.177	112.4	21.260	103.4	IN PIT		1:28.292 P	96.06	3.092	13:40:23.862
13 -	OUTLAP	102.1	23.227	119.8	20.137	106.0	14.203	101.2	4:36.453	30.68	3:11.253	13:45:00.315
14 -	29.002	104.0	23.516	119.6	20.758	105.3	14.458	95.0	1:27.734	96.67	2.534	13:46:28.049

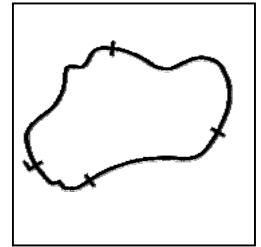
P21 61		Cameron HARRIS				Aprilia RS660 - Harris Racing / PW Gates						
IDEAL LAP TIME : 1:24.798		BEST LAP TIME : 1:25.223				DIFFERENCE : 0.425						
LAP	SECTOR 1	SECTOR 2		SECTOR 3		SECTOR 4		LAP TIME	MPH	DIFF	TIME OF DAY	
1 -	OUTLAP	104.0	23.679	118.3	20.245	107.2	14.435	102.2			13:21:32.676	
2 -	30.121	106.1	23.605	121.5	20.097	106.1	14.416	102.6	1:28.239	96.12	3.016	13:23:00.915
3 -	29.725	103.7	23.187	119.4	19.822	115.5	14.606	103.8	1:27.340	97.11	2.117	13:24:28.255
4 -	29.410	105.0	23.193	120.0	20.168	112.0	IN PIT		1:26.294 P	98.28	1.071	13:25:54.549
5 -	OUTLAP	104.0	23.450	120.2	21.148	107.5	14.764	88.0	1:48.934	77.86	23.711	13:27:43.483
6 -	29.975	102.4	24.241	106.3	21.227	111.2	14.297	105.0	1:29.740	94.51	4.517	13:29:13.223
7 -	29.220	104.5	23.697	116.5	20.483	110.3	14.380	103.0	1:27.780	96.62	2.557	13:30:41.003
8 -	29.305	104.6	23.517	118.1	20.372	113.3	14.326	103.0	1:27.520	96.91	2.297	13:32:08.523
9 -	29.303	105.5	23.105	121.1	20.206	118.1	13.790	104.8	1:26.404	98.16	1.181	13:33:34.927
10 -	28.714	105.1	23.110	120.2	20.209	117.5	13.651	105.1	1:25.684	98.98	0.461	13:35:00.611
11 -	28.882	103.7	23.042	121.3	19.910	119.8	13.707	105.1	1:25.541 (3)	99.15	0.318	13:36:26.152
12 -	28.482	106.6	23.224	116.1	19.916	120.4	13.601	104.8	1:25.223 (1)	99.52		13:37:51.375
13 -	28.916	105.6	23.387	122.9	19.698	119.8	14.170	104.3	1:26.171	98.42	0.948	13:39:17.546
14 -	28.729	106.8	23.297	120.0	19.701	117.5	13.576	106.3	1:25.303 (2)	99.42	0.080	13:40:42.849
15 -	29.003	106.0	23.752	113.3	21.718	101.8	IN PIT		1:32.372 P	91.82	7.149	13:42:15.221
16 -	OUTLAP	103.2	24.523	109.1	21.375	103.7	15.011	102.6	3:59.634	35.39	2:34.411	13:46:14.855

MCRCB BULLETIN TK044

2024 Bennetts British Superbike Championship - Round 7

2024 Pirelli National Sportbike with Moneybarn Vehicle Finance

FREE PRACTICE 2 - SECTOR ANALYSIS



SECTOR 1 = FL to I1, SECTOR 2 = I1 to I2 SECTOR 3 = I2 to I3, SECTOR 4 = I3 to FL, DIFF = Difference To Personal Best Lap, P = Crossed Finish Line in Pit Lane, D = Time Disallowed

P22		11		Sean O'REILLY				Aprilia RS660 - Moto Muzzi Racing Aprilia			
IDEAL LAP TIME : 1:25.103		BEST LAP TIME : 1:25.247				DIFFERENCE : 0.144					
LAP	SECTOR 1	SECTOR 2		SECTOR 3		SECTOR 4		LAP TIME	MPH	DIFF	TIME OF DAY
1 -	OUTLAP	103.2	24.510	113.7	20.915	110.5	14.524	103.7			13:23:59.533
2 -	29.534	104.8	23.511	117.5	20.450	111.8	14.096	102.4	1:27.591	96.83	2.344 13:25:27.124
3 -	29.138	107.5	23.327	116.7	20.400	113.9	13.970	104.5	1:26.835	97.67	1.588 13:26:53.959
4 -	29.070	106.0	23.176	118.7	20.408	117.7	13.886	103.7	1:26.540	98.00	1.293 13:28:20.499
5 -	28.823	106.1	23.244	120.4	20.515	119.1	13.907	103.7	1:26.489	98.06	1.242 13:29:46.988
6 -	28.865	106.1	23.075	119.1	19.965	121.1	14.007	102.4	1:25.912 (3)	98.72	0.665 13:31:12.900
7 -	28.914	106.1	23.010	119.8	20.070	119.1	13.783	103.4	1:25.777 (2)	98.87	0.530 13:32:38.677
8 -	28.967	106.0	22.837	121.1	19.846	119.6	13.597	106.3	1:25.247 (1)	99.49	13:34:03.924

P23		6		Jack KNIGHTS				Aprilia RS660 - BlueMotion Racing			
IDEAL LAP TIME : 1:25.125		BEST LAP TIME : 1:25.507				DIFFERENCE : 0.382					
LAP	SECTOR 1	SECTOR 2		SECTOR 3		SECTOR 4		LAP TIME	MPH	DIFF	TIME OF DAY
1 -	OUTLAP	101.9	24.543	112.5	21.079	97.2	14.547	102.9			13:21:40.076
2 -	29.856	102.1	24.285	115.5	20.395	106.5	14.048	105.1	1:28.584	95.74	3.077 13:23:08.660
3 -	29.421	102.4	23.524	120.6	20.814	107.2	14.847	105.6	1:28.606	95.72	3.099 13:24:37.266
4 -	29.715	105.0	23.615	119.6	20.047	111.4	14.250	104.6	1:27.627	96.79	2.120 13:26:04.893
5 -	30.094	105.3	23.567	118.9	20.639	109.4	14.343	104.3	1:28.643	95.68	3.136 13:27:33.536
6 -	30.062	105.5	23.456	117.7	20.977	107.7	IN PIT		1:27.687 P	96.72	2.180 13:29:01.223
7 -	OUTLAP	102.7	24.120	116.5	21.057	107.3	14.263	103.4	3:29.398	40.50	2:03.891 13:32:30.621
8 -	29.847	101.2	23.542	118.9	20.886	108.4	14.072	105.1	1:28.347	96.00	2.840 13:33:58.968
9 -	29.459	102.7	23.568	116.3	20.589	107.5	13.840	104.5	1:27.456	96.98	1.949 13:35:26.424
10 -	29.064	103.2	23.310	121.7	19.750	109.1	13.655	105.5	1:25.779 (2)	98.87	0.272 13:36:52.203
11 -	28.880	103.4	23.448	117.1	20.801	108.4	13.989	105.0	1:27.118	97.35	1.611 13:38:19.321
12 -	29.410	102.1	23.369	117.3	20.280	112.2	13.989	106.3	1:27.048 (3)	97.43	1.541 13:39:46.369
13 -	28.638	106.1	23.082	119.8	19.980	114.9	13.807	105.0	1:25.507 (1)	99.19	13:41:11.876
14 -	29.011	104.0	23.710	116.9	21.046	108.4	13.933	103.4	1:27.700	96.71	2.193 13:42:39.576
15 -	29.210	101.8	23.444	118.1	20.360	110.0	14.274	101.0	1:27.288	97.16	1.781 13:44:06.864
16 -	29.378	102.2	23.545	118.1	20.232	112.0	14.698	102.7	1:27.853	96.54	2.346 13:45:34.717

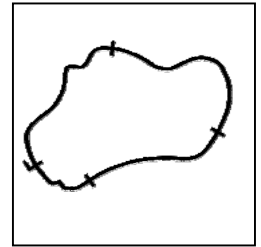
P24		44		Sam GREEN				Aprilia RS660 - Bruce Racing			
IDEAL LAP TIME : 1:25.799		BEST LAP TIME : 1:26.209				DIFFERENCE : 0.410					
LAP	SECTOR 1	SECTOR 2		SECTOR 3		SECTOR 4		LAP TIME	MPH	DIFF	TIME OF DAY
1 -	OUTLAP	88.5	25.285	115.7	22.105	100.3	14.569	104.0			13:23:14.647
2 -	30.038	104.3	24.107	118.9	20.253	123.3	13.872	105.1	1:28.270	96.08	2.061 13:24:42.917
3 -	29.915	104.3	24.075	121.3	20.002	120.4	13.914	105.3	1:27.906	96.48	1.697 13:26:10.823
4 -	30.242	103.8	23.807	120.9	21.976	94.1	IN PIT		1:30.526 P	93.69	4.317 13:27:41.349
5 -	OUTLAP	103.5	24.249	120.2	20.566	115.5	14.190	105.3	3:27.465	40.88	2:01.256 13:31:08.814
6 -	29.397	103.5	24.141	120.6	20.413	118.7	13.788	105.0	1:27.739	96.66	1.530 13:32:36.553
7 -	28.942	104.8	23.328	122.6	20.412	123.3	13.527	105.6	1:26.209 (1)	98.38	13:34:02.762
8 -	29.089	105.3	23.582	121.5	20.178	117.3	13.829	105.6	1:26.678 (2)	97.85	0.469 13:35:29.440
9 -	29.042	105.8	23.448	122.2	20.727	113.9	13.706	105.5	1:26.923 (3)	97.57	0.714 13:36:56.363
10 -	29.898	97.3	24.252	119.4	21.304	108.4	IN PIT		1:30.680 P	93.53	4.471 13:38:27.043

MCRCB BULLETIN TK044

2024 Bennetts British Superbike Championship - Round 7

2024 Pirelli National Sportbike with Moneybarn Vehicle Finance

FREE PRACTICE 2 - SECTOR ANALYSIS



SECTOR 1 = FL to I1, SECTOR 2 = I1 to I2 SECTOR 3 = I2 to I3, SECTOR 4 = I3 to FL, DIFF = Difference To Personal Best Lap, P = Crossed Finish Line in Pit Lane, D = Time Disallowed

P25 29		Aaron DAYKIN				Aprilia RS660 - 929 Racing						
IDEAL LAP TIME : 1:25.938		BEST LAP TIME : 1:26.284				DIFFERENCE : 0.346						
LAP	SECTOR 1	SECTOR 2		SECTOR 3		SECTOR 4		LAP TIME	MPH	DIFF	TIME OF DAY	
1 -	OUTLAP	106.8	23.776	119.1	19.948	108.7	14.342	101.3			13:21:32.482	
2 -	29.678	105.8	23.623	116.5	20.160	101.8	14.675	101.9	1:28.136	96.23	1.852	13:23:00.618
3 -	29.354	106.0	23.665	118.3	19.985	113.7	14.451	102.9	1:27.455	96.98	1.171	13:24:28.073
4 -	29.352	105.3	23.433	116.9	19.757	113.5	14.276	101.9	1:26.818	97.69	0.534	13:25:54.891
5 -	29.820	104.3	23.651	117.3	20.564	110.5	14.345	103.4	1:28.380	95.96	2.096	13:27:23.271
6 -	29.425	105.0	23.845	116.3	20.502	113.3	14.056	104.0	1:27.828	96.57	1.544	13:28:51.099
7 -	29.218	105.5	23.687	117.1	20.297	115.7	14.230	102.7	1:27.432	97.00	1.148	13:30:18.531
8 -	29.164	105.3	23.720	118.9	19.700	114.1	14.061	103.8	1:26.645 (3)	97.88	0.361	13:31:45.176
9 -	29.625	103.8	24.359	117.7	20.511	104.2		IN PIT	1:28.808 P	95.50	2.524	13:33:13.984
10 -	OUTLAP	104.3	23.745	117.1	20.252	114.3	14.295	103.4	4:32.022	31.17	3:05.738	13:37:46.006
11 -	29.063	105.5	23.358	117.3	20.135	123.3	14.133	102.7	1:26.689	97.83	0.405	13:39:12.695
12 -	29.250	106.6	23.315	121.3	19.568	112.4	14.151	104.2	1:26.284 (1)	98.29		13:40:38.979
13 -	29.429	104.6	23.827	117.5	19.833	112.2	14.177	103.7	1:27.266	97.19	0.982	13:42:06.245
14 -	28.999	105.5	23.557	119.4	19.881	113.7	14.056	103.0	1:26.493 (2)	98.06	0.209	13:43:32.738
15 -	29.116	105.0	23.588	117.9	20.118	107.2	14.364	103.0	1:27.186	97.28	0.902	13:44:59.924
16 -	29.029	105.3	23.595	118.5	20.391	103.7	14.583	101.8	1:27.598	96.82	1.314	13:46:27.522

P26 69		Joshua PROUDFOOT				Yamaha YZF-R7 - Rev2Race Yamaha						
IDEAL LAP TIME : 1:25.986		BEST LAP TIME : 1:26.438				DIFFERENCE : 0.452						
LAP	SECTOR 1	SECTOR 2		SECTOR 3		SECTOR 4		LAP TIME	MPH	DIFF	TIME OF DAY	
1 -	OUTLAP	100.0	24.839	114.3	20.772	106.8	14.717	103.7			13:23:12.734	
2 -	29.741	103.4	24.145	115.7	20.647	106.3	14.588	103.5	1:29.121	95.16	2.683	13:24:41.855
3 -	29.753	104.0	24.118	116.3	20.454	115.9	14.155	103.5	1:28.480	95.85	2.042	13:26:10.335
4 -	29.290	104.6	23.703	116.5	20.596	105.1	14.210	104.5	1:27.799	96.60	1.361	13:27:38.134
5 -	29.030	104.5	23.738	118.1	20.380	116.1	14.007	105.0	1:27.155	97.31	0.717	13:29:05.289
6 -	28.901	106.3	24.015	119.1	20.325	122.4	14.152	103.5	1:27.393	97.05	0.955	13:30:32.682
7 -	29.001	104.8	23.561	117.7	20.023	121.5	13.926	104.6	1:26.511 (3)	98.04	0.073	13:31:59.193
8 -	28.951	105.1	23.503	119.1	20.172	112.0		IN PIT	1:26.104 P	98.50		13:33:25.297
9 -	OUTLAP	102.4	24.068	114.1	20.707	117.1	14.106	101.3	2:51.127	49.56	1:24.689	13:36:16.424
10 -	29.123	103.4	23.714	117.5	20.258	115.1	14.060	104.3	1:27.155	97.31	0.717	13:37:43.579
11 -	29.250	105.0	23.476	118.7	20.169	123.5	13.918	105.0	1:26.813	97.69	0.375	13:39:10.392
12 -	29.053	105.1	23.546	116.9	19.758	118.5	14.081	107.5	1:26.438 (1)	98.12		13:40:36.830
13 -	29.746	105.3	23.682	118.3	20.143	116.7	14.712	102.9	1:28.283	96.07	1.845	13:42:05.113
14 -	29.328	104.2	23.859	118.7	20.459	110.0	14.223	106.8	1:27.869	96.52	1.431	13:43:32.982
15 -	29.182	104.8	23.463	118.3	19.825	122.0	14.019	104.2	1:26.489 (2)	98.06	0.051	13:44:59.471
16 -	29.153	105.5	23.409	119.8	20.412	120.0	14.065	104.5	1:27.039	97.44	0.601	13:46:26.510

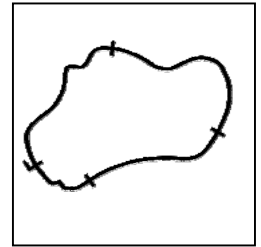
P27 66		Katie HAND				Triumph Daytona 660 - MIH Solutions / Macadam Racing Triumf						
IDEAL LAP TIME : 1:26.201		BEST LAP TIME : 1:26.475				DIFFERENCE : 0.274						
LAP	SECTOR 1	SECTOR 2		SECTOR 3		SECTOR 4		LAP TIME	MPH	DIFF	TIME OF DAY	
1 -	OUTLAP	104.8	24.479	117.7	20.879	101.8	14.804	106.1			13:21:36.183	
2 -	30.713	105.8	24.280	117.7	20.750	108.0	15.151	107.5	1:30.894	93.31	4.419	13:23:07.077
3 -	30.467	106.5	23.898	120.6	20.424	110.1	14.581	108.4	1:29.370	94.90	2.895	13:24:36.447
4 -	30.222	107.0	23.573	121.7	20.040	112.5	14.325	106.6	1:28.160	96.20	1.685	13:26:04.607
5 -	30.164	106.3	23.681	120.4	20.448	111.4	14.318	106.3	1:28.611	95.71	2.136	13:27:33.218
6 -	30.069	106.6	23.509	123.1	20.395	116.5	14.158	107.5	1:28.131	96.23	1.656	13:29:01.349
7 -	30.225	106.1	23.675	120.2	20.621	115.3	14.180	106.5	1:28.701	95.62	2.226	13:30:30.050
8 -	29.678	104.8	23.521	122.0	20.479	114.5	14.105	106.5	1:27.783	96.62	1.308	13:31:57.833
9 -	29.828	106.0	23.400	122.4	20.352	117.9	14.096	107.0	1:27.676	96.73	1.201	13:33:25.509
10 -	29.523	106.0	23.765	120.0	20.670	107.8		IN PIT	1:28.551 P	95.78	2.076	13:34:54.060
11 -	OUTLAP	104.2	23.859	120.9	20.619	111.8	16.890	101.5	3:31.555	40.09	2:05.080	13:38:25.615
12 -	30.474	106.1	23.489	120.4	20.313	119.8	14.097	107.5	1:28.373	95.97	1.898	13:39:53.988
13 -	29.269	106.6	23.353	122.0	20.029	121.1	14.009	107.8	1:26.660	97.87	0.185	13:41:20.648
14 -	29.465	106.6	23.355	119.4	19.789	115.3	14.040	108.5	1:26.649 (3)	97.88	0.174	13:42:47.297
15 -	29.097	107.7	23.322	120.9	20.037	116.9	14.019	107.2	1:26.475 (1)	98.08		13:44:13.772
16 -	29.157	106.8	23.306	121.1	19.945	114.5	14.138	106.8	1:26.546 (2)	98.00	0.071	13:45:40.318

MCRCB BULLETIN TK044

2024 Bennetts British Superbike Championship - Round 7

2024 Pirelli National Sportbike with Moneybarn Vehicle Finance

FREE PRACTICE 2 - SECTOR ANALYSIS



SECTOR 1 = FL to I1, SECTOR 2 = I1 to I2 SECTOR 3 = I2 to I3, SECTOR 4 = I3 to FL, DIFF = Difference To Personal Best Lap, P = Crossed Finish Line in Pit Lane, D = Time Disallowed

P28 18		Jodie FIELDHOUSE				Aprilia - Go Pink Racing						
IDEAL LAP TIME : 1:26.452		BEST LAP TIME : 1:26.533				DIFFERENCE : 0.081						
LAP	SECTOR 1	SECTOR 2		SECTOR 3		SECTOR 4		LAP TIME	MPH	DIFF	TIME OF DAY	
1 -	OUTLAP	104.6	24.784	117.7	20.634	103.7	14.878	104.2			13:21:36.584	
2 -	30.620	103.5	24.205	117.9	20.597	111.4	14.670	106.0	1:30.092	94.14	3.559	13:23:06.676
3 -	30.197	105.0	23.973	119.6	20.679	109.6	14.387	106.6	1:29.236	95.04	2.703	13:24:35.912
4 -	29.818	104.8	23.725	120.9	20.262	112.7	14.184	104.8	1:27.989	96.39	1.456	13:26:03.901
5 -	29.561	104.6	23.868	118.1	20.744	111.4	IN PIT		1:28.880	P 95.42	2.347	13:27:32.781
6 -	OUTLAP	103.8	24.451	116.7	20.351	115.3	14.340	105.6	3:00.206	47.06	1:33.673	13:30:32.987
7 -	29.393	104.6	23.411	121.5	20.091	113.7	14.089	105.1	1:26.984	97.50	0.451	13:31:59.971
8 -	29.277	104.5	23.507	120.6	20.070	111.2	14.083	105.8	1:26.937	97.56	0.404	13:33:26.908
9 -	29.376	104.5	23.494	120.2	20.300	113.1	14.828	103.4	1:27.998	96.38	1.465	13:34:54.906
10 -	29.902	103.0	23.739	119.6	20.544	111.2	IN PIT		1:27.975	P 96.40	1.442	13:36:22.881
11 -	OUTLAP	104.5	24.003	116.3	20.704	103.5	14.251	106.6	3:13.282	43.88	1:46.749	13:39:36.163
12 -	29.376	105.0	23.759	119.8	20.076	110.7	14.049	106.5	1:27.260	97.19	0.727	13:41:03.423
13 -	29.068	105.3	23.470	120.9	20.025	117.1	13.970	107.0	1:26.533 (1)	98.01		13:42:29.956
14 -	29.257	104.6	23.437	120.6	20.174	115.5	13.964	105.3	1:26.832	(3) 97.67	0.299	13:43:56.788
15 -	29.180	105.3	23.406	120.4	20.144	119.1	13.953	104.6	1:26.683	(2) 97.84	0.150	13:45:23.471

MCRCB BULLETIN TK045

2024 Bennetts British Superbike Championship - Round 7

2024 Pirelli National Sportbike with Moneybarn Vehicle Finance

FREE PRACTICE 2 - BEST SECTORS

SECTOR 1				SECTOR 2				SECTOR 3				SECTOR 4				IDEAL / BEST COMPARISON		
POS	NO	NAME	TIME	NO	NAME	TIME	NO	NAME	TIME	NO	NAME	TIME	POS	NO	NAME	IDEAL	BEST	DIFF
1	13	COLOMBI	27.037	47	COOPER	21.781	13	COLOMBI	18.578	13	COLOMBI	12.823	1	13	COLOMBI	1:20.357	1:21.136	0.779
2	47	COOPER	27.124	13	COLOMBI	21.919	8	BARNES	18.717	47	COOPER	12.886	2	47	COOPER	1:20.571	1:20.653	0.082
3	8	BARNES	27.200	76	STEPHEN	21.949	47	COOPER	18.780	8	BARNES	12.903	3	8	BARNES	1:20.771	1:21.021	0.250
4	17	SHELTON	27.219	8	BARNES	21.951	25	STRUDWI	18.834	34	SILVEST	13.035	4	34	SILVESTER	1:21.140	1:21.315	0.175
5	34	SILVEST	27.229	34	SILVEST	21.978	34	SILVEST	18.898	17	SHELTON	13.103	5	17	SHELTON	1:21.445	1:21.553	0.108
6	76	STEPHEN	27.232	25	STRUDWI	22.022	17	SHELTON	18.986	28	DAVIDSO	13.135	6	25	STRUDWICK	1:21.593	1:21.914	0.321
7	55	DESSOY	27.316	28	DAVIDSO	22.112	28	DAVIDSO	19.137	25	STRUDWI	13.169	7	76	STEPHENSON	1:21.605	1:21.855	0.250
8	25	STRUDWI	27.568	17	SHELTON	22.137	55	DESSOY	19.207	76	STEPHEN	13.175	8	55	DESSOY	1:21.941	1:22.409	0.468
9	28	DAVIDSO	27.607	55	DESSOY	22.227	74	SMART-W	19.209	55	DESSOY	13.191	9	28	DAVIDSON	1:21.991	1:22.178	0.187
10	74	SMART-W	27.641	74	SMART-W	22.515	76	STEPHEN	19.249	74	SMART-W	13.238	10	74	SMART-WEEDEN	1:22.603	1:23.100	0.497
11	56	ATKINS	27.864	51	BANHAM	22.518	85	MARTIN	19.298	51	BANHAM	13.299	11	51	BANHAM	1:23.017	1:23.512	0.495
12	51	BANHAM	27.890	20	MUIR	22.526	51	BANHAM	19.310	60	DOCHERT	13.301	12	60	DOCHERTY	1:23.244	1:23.244	0.000
13	60	DOCHERT	27.949	60	DOCHERT	22.554	23	ELLIS	19.428	56	ATKINS	13.383	13	56	ATKINS	1:23.790	1:24.031	0.241
14	67	STEPHEN	28.043	23	ELLIS	22.572	77	MORGAN-	19.429	67	STEPHEN	13.435	14	67	STEPHENSON	1:23.793	1:24.114	0.321
15	23	ELLIS	28.183	67	STEPHEN	22.616	60	DOCHERT	19.440	4	SMITH	13.466	15	23	ELLIS	1:23.888	1:24.617	0.729
16	77	MORGAN-	28.330	56	ATKINS	22.750	4	SMITH	19.455	44	GREEN	13.527	16	85	MARTIN	1:24.125	1:24.538	0.413
17	85	MARTIN	28.378	73	FAGAN	22.802	29	DAYKIN	19.568	85	MARTIN	13.550	17	20	MUIR	1:24.227	1:24.316	0.089
18	20	MUIR	28.415	11	O'REILL	22.837	20	MUIR	19.653	61	HARRIS	13.576	18	77	MORGAN-EDWARDS	1:24.398	1:24.933	0.535
19	73	FAGAN	28.430	85	MARTIN	22.899	61	HARRIS	19.698	11	O'REILL	13.597	19	4	SMITH	1:24.507	1:24.616	0.109
20	4	SMITH	28.459	77	MORGAN-	22.902	67	STEPHEN	19.699	73	FAGAN	13.626	20	61	HARRIS	1:24.798	1:25.223	0.425
21	61	HARRIS	28.482	61	HARRIS	23.042	6	KNIGHTS	19.750	20	MUIR	13.633	21	73	FAGAN	1:24.995	1:25.200	0.205
22	6	KNIGHTS	28.638	6	KNIGHTS	23.082	69	PROUDFO	19.758	6	KNIGHTS	13.655	22	11	O'REILLY	1:25.103	1:25.247	0.144
23	11	O'REILL	28.823	4	SMITH	23.127	66	HAND	19.789	23	ELLIS	13.705	23	6	KNIGHTS	1:25.125	1:25.507	0.382
24	69	PROUDFO	28.901	66	HAND	23.306	56	ATKINS	19.793	77	MORGAN-	13.737	24	44	GREEN	1:25.799	1:26.209	0.410
25	44	GREEN	28.942	29	DAYKIN	23.315	11	O'REILL	19.846	69	PROUDFO	13.918	25	29	DAYKIN	1:25.938	1:26.284	0.346
26	29	DAYKIN	28.999	44	GREEN	23.328	44	GREEN	20.002	18	FIELDHO	13.953	26	69	PROUDFOOT	1:25.986	1:26.438	0.452
27	18	FIELDHO	29.068	18	FIELDHO	23.406	18	FIELDHO	20.025	66	HAND	14.009	27	66	HAND	1:26.201	1:26.475	0.274
28	66	HAND	29.097	69	PROUDFO	23.409	73	FAGAN	20.137	29	DAYKIN	14.056	28	18	FIELDHOUSE	1:26.452	1:26.533	0.081

MCRCB BULLETIN TK046**2024 Bennetts British Superbike Championship - Round 7****2024 Pirelli National Sportbike with Moneybarn Vehicle Finance****FREE PRACTICE 2 - BEST SPEEDS**

POS	INTERMEDIATE 1			INTERMEDIATE 2			INTERMEDIATE 3			FINISH LINE		
	NO	NAME	MPH	NO	NAME	MPH	NO	NAME	MPH	NO	NAME	MPH
1	47	COOPER	111.8	47	COOPER	128.0	13	COLOMBI	136.3	47	COOPER	110.5
2	13	COLOMBI	111.6	51	BANHAM	127.0	25	STRUDWICK	133.1	13	COLOMBI	110.5
3	55	DESSOY	110.9	28	DAVIDSON	126.8	47	COOPER	132.8	76	STEPHENSON	110.0
4	8	BARNES	110.1	76	STEPHENSON	126.1	28	DAVIDSON	131.8	74	SMART-WEEDEN	109.6
5	17	SHELTON	109.8	13	COLOMBI	125.6	76	STEPHENSON	130.8	34	SILVESTER	109.2
6	28	DAVIDSON	109.8	25	STRUDWICK	125.6	34	SILVESTER	130.3	17	SHELTON	109.2
7	76	STEPHENSON	109.6	8	BARNES	125.4	55	DESSOY	130.3	28	DAVIDSON	109.2
8	34	SILVESTER	109.4	34	SILVESTER	125.4	8	BARNES	130.0	8	BARNES	109.1
9	51	BANHAM	109.2	74	SMART-WEEDEN	125.2	17	SHELTON	130.0	25	STRUDWICK	108.5
10	25	STRUDWICK	108.9	4	SMITH	125.2	60	DOCHERTY	128.5	51	BANHAM	108.5
11	74	SMART-WEEDEN	108.9	85	MARTIN	124.2	85	MARTIN	126.6	4	SMITH	108.5
12	4	SMITH	108.9	23	ELLIS	124.2	67	STEPHENSON	125.9	66	HAND	108.5
13	67	STEPHENSON	108.7	77	MORGAN-EDWARDS	123.8	56	ATKINS	125.6	55	DESSOY	108.0
14	56	ATKINS	107.8	55	DESSOY	123.3	51	BANHAM	124.0	85	MARTIN	107.7
15	66	HAND	107.7	66	HAND	123.1	23	ELLIS	123.5	69	PROUDFOOT	107.5
16	11	O'REILLY	107.5	61	HARRIS	122.9	69	PROUDFOOT	123.5	23	ELLIS	107.3
17	85	MARTIN	107.3	73	FAGAN	122.6	44	GREEN	123.3	18	FIELDHOUSE	107.0
18	23	ELLIS	107.3	44	GREEN	122.6	29	DAYKIN	123.3	56	ATKINS	106.5
19	20	MUIR	107.2	17	SHELTON	122.2	74	SMART-WEEDEN	122.6	61	HARRIS	106.3
20	77	MORGAN-EDWARDS	107.2	67	STEPHENSON	122.2	4	SMITH	122.0	11	O'REILLY	106.3
21	61	HARRIS	106.8	20	MUIR	122.0	20	MUIR	121.1	6	KNIGHTS	106.3
22	29	DAYKIN	106.8	6	KNIGHTS	121.7	11	O'REILLY	121.1	77	MORGAN-EDWARDS	106.1
23	69	PROUDFOOT	106.3	18	FIELDHOUSE	121.5	66	HAND	121.1	67	STEPHENSON	106.0
24	6	KNIGHTS	106.1	29	DAYKIN	121.3	61	HARRIS	120.4	44	GREEN	105.6
25	44	GREEN	105.8	11	O'REILLY	121.1	77	MORGAN-EDWARDS	119.8	20	MUIR	105.5
26	60	DOCHERTY	105.6	60	DOCHERTY	120.9	18	FIELDHOUSE	119.1	60	DOCHERTY	104.5
27	18	FIELDHOUSE	105.3	56	ATKINS	120.2	73	FAGAN	118.9	29	DAYKIN	104.2
28	73	FAGAN	104.3	69	PROUDFOOT	119.8	6	KNIGHTS	114.9	73	FAGAN	102.4

MCRCB BULLETIN TK047

2024 Bennetts British Superbike Championship - Round 7

2024 Pirelli National Sportbike with Moneybarn Vehicle Finance

FREE PRACTICE 2 - STATISTICS

Competitors Started	28
Planned Start	2024-08-09 @ 13:20:00.000
Actual Start	2024-08-09 @ 13:20:00.659
Finish Time	2024-08-09 @ 13:45:00.659
Track Length	2.3560mi.
Total Laps	434
Total Distance Covered	1022.5054mi.

Session Fastest Lap History

NO	NAME	LAP TIME	TIME OF DAY	LAP	VEHICLE
13	Edoardo COLOMBI	1:23.200	13:22:51.300	2	Aprilia RS660
76	Rhys STEPHENSON	1:22.595	13:22:51.337	2	Triumph Daytona 660
34	Aaron SILVESTER	1:22.171	13:23:42.283	2	Triumph Daytona 660
8	Ash BARNES	1:21.328	13:24:51.693	3	Yamaha YZF-R7
13	Edoardo COLOMBI	1:21.305	13:30:35.179	7	Aprilia RS660
47	Richard COOPER	1:21.137	13:30:57.319	4	Triumph Daytona 660
47	Richard COOPER	1:20.653	13:32:17.972	5	Triumph Daytona 660

Flag History

TYPE	TIME OF DAY
GREEN	13:20:00.659
FINISH	13:45:00.659

Flag Statistics

TYPE	COUNT	TOTAL LAPS	TOTAL TIME
Green	1	18	28:35.558
Red	0	0	0.000
Safety Car	0	0	0.000
FCY	0	0	0.000

MCRCB BULLETIN TK048

2024 Bennetts British Superbike Championship - Round 7

2024 Pirelli National Sportbike with Moneybarn Vehicle Finance

FREE PRACTICE 2 - SESSION NOTES

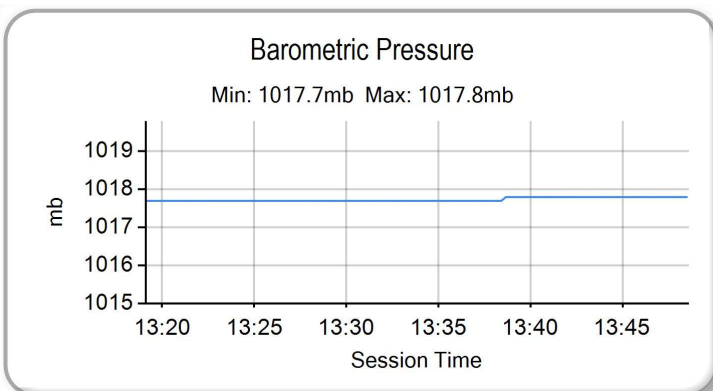
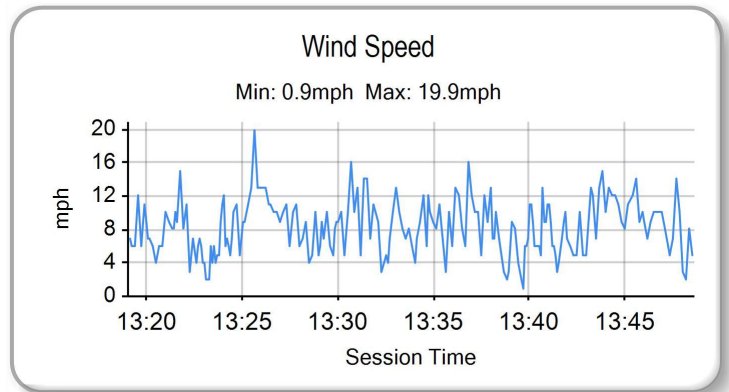
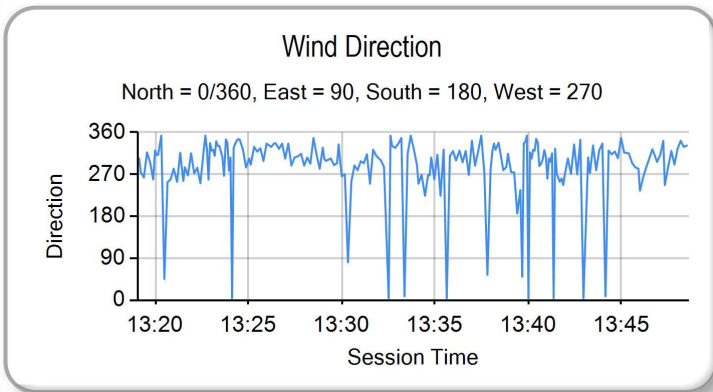
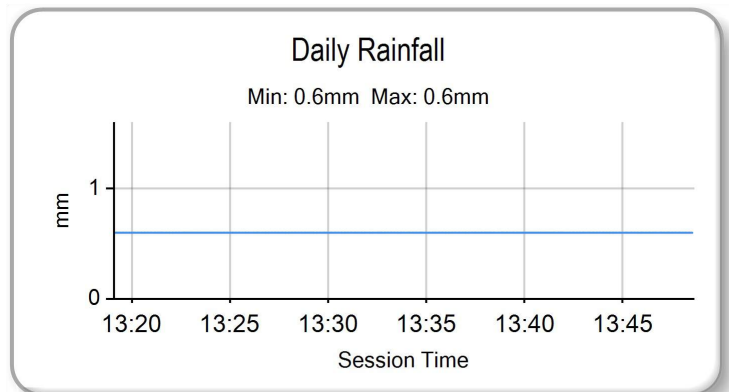
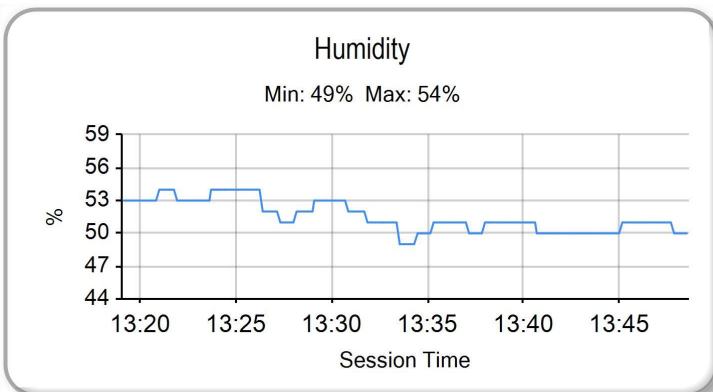
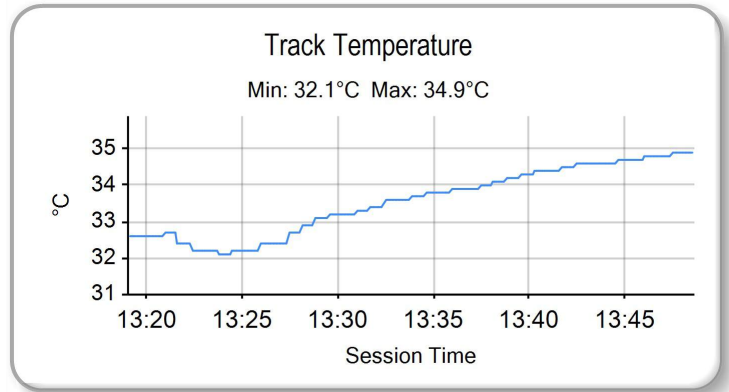
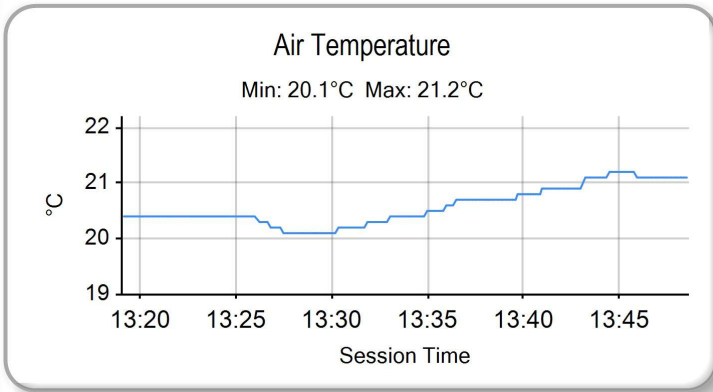
TIME	MESSAGE
13:35:11	NO. 11 FALLER AT CAMPBELL - RIDER OK
13:42:49	NO. 60 - COURSE CUT AT TURN 12/13/14 - LAP TIME CANCELLED
13:44:03	NO. 60 - COURSE CUT AT TURN 12/13/14 - LAP TIME CANCELLED
13:45:27	NO. 13 FALLER AT CHICANE - RIDER OK

MCRCB BULLETIN TK049

2024 Bennetts British Superbike Championship - Round 7

2024 Pirelli National Sportbike with Moneybarn Vehicle Finance

FREE PRACTICE 2 - WEATHER CONDITIONS





POS	NO	NAME	NAT	ENTRY	FIRST		SECOND		GAP	DIFF
					TIME	LAPS	TIME	LAPS		
1	47	Richard COOPER	GBR	Triumph Daytona 660 - PHR Performance Triumph	1:20.780	14	1:20.653	15		
2	8	Ash BARNES	GBR	Yamaha YZF-R7 - Raceways Yamaha	1:22.331	18	1:21.021	17	0.368	0.368
3	13	Edoardo COLOMBI	ITA	Aprilia RS660 - Gradara Corse Asd	1:22.026	16	1:21.136	15	0.483	0.115
4	34	Aaron SILVESTER	GBR	Triumph Daytona 660 - MIH Solutions / Macadam Raci	1:22.062	14	1:21.315	17	0.662	0.179
5	17	Zak SHELTON	GBR	Aprilia RS660 - XMT Racing	1:23.223	15	1:21.553	16	0.900	0.238
6	76	Rhys STEPHENSON	GBR	Triumph Daytona 660 - Rocket Racing	1:22.385	16	1:21.855	17	1.202	0.302
7	25	Thomas STRUDWICK	GBR	Triumph Daytona 660 - TS Racing	1:21.940	18	1:21.914	18	1.261	0.059
8	28	Alfie DAVIDSON	GBR	Aprilia RS660 - IN Competition / SENCAT Aprilia	1:22.750	17	1:22.178	15	1.525	0.264
9	55	Harrison DESSOY	GBR	Yamaha YZF-R7 - Rev2Race Yamaha	1:22.208	15	1:22.409	16	1.555	0.030
10	74	Finn SMART-WEEDEN	GBR	Aprilia RS660 - Definitive Racing	1:24.845	14	1:23.100	16	2.447	0.892
11	60	Lennon DOCHERTY	GBR	Kawasaki Ninja 650 - Symcirrus Motorsport	1:24.280	16	1:23.244	16	2.591	0.144
12	51	Rossi BANHAM	GBR	Yamaha YZF-R7 - RB Racing	1:23.457	18	1:23.512	17	2.804	0.213
13	56	Charlie ATKINS	GBR	Kawasaki Ninja 650 - Symcirrus Motorsport	1:25.015	13	1:24.031	16	3.378	0.574
14	67	Jacob STEPHENSON	GBR	Yamaha YZF-R7 - Rev2Race Yamaha	1:25.544	17	1:24.114	16	3.461	0.083
15	20	Jack MUIR	GBR	Aprilia RS660 - Jack Muir Racing	1:25.568	16	1:24.316	16	3.663	0.202
16	85	Jayden MARTIN	AUS	Triumph Daytona 660 - MIH Solutions / Macadam Raci	1:25.177	15	1:24.538	16	3.885	0.222
17	4	Jack SMITH	GBR	Aprilia RS660 - Woodland Racing	1:26.681	16	1:24.616	17	3.963	0.078
18	23	Joe ELLIS	GBR	Aprilia RS660 - JPR	1:25.445	16	1:24.617	15	3.964	0.001
19	77	Oliver MORGAN-EDWARDS	GBR	Aprilia RS660 - OME Racing	1:25.301	15	1:24.933	16	4.280	0.316
20	73	AI FAGAN	GBR	Triumph Daytona 660 - Macadam Triumph Racing	1:28.253	6	1:25.200	14	4.547	0.267
21	61	Cameron HARRIS	GBR	Aprilia RS660 - Harris Racing / PW Gates	1:27.616	15	1:25.223	16	4.570	0.023
22	11	Sean O'REILLY	GBR	Aprilia RS660 - Moto Muzzi Racing Aprilia	1:25.831	17	1:25.247	8	4.594	0.024
23	6	Jack KNIGHTS	GBR	Aprilia RS660 - BlueMotion Racing	1:31.011	13	1:25.507	16	4.854	0.260
24	44	Sam GREEN	GBR	Aprilia RS660 - Bruce Racing	1:26.861	15	1:26.209	10	5.556	0.702
25	29	Aaron DAYKIN	GBR	Aprilia RS660 - 929 Racing	1:27.232	16	1:26.284	16	5.631	0.075
26	69	Joshua PROUDFOOT	GBR	Yamaha YZF-R7 - Rev2Race Yamaha	1:29.445	16	1:26.438	16	5.785	0.154
27	66	Katie HAND	GBR	Triumph Daytona 660 - MIH Solutions / Macadam Raci	1:28.615	16	1:26.475	16	5.822	0.037
28	18	Jodie FIELDHOUSE	GBR	Aprilia - Go Pink Racing	1:27.296	17	1:26.533	15	5.880	0.058

QUALIFYING LAPTIME (110.0% of 1:20.653) = 1:28.718

Weather / Track : Cloudy / Dry

These results are provisional until the conclusion of any judicial and technical matters.

Thruxton: 2.3560 miles

Race Director: Stuart Higgs

Stewards:

Timekeeper: Richard Evans

S. Higgs

R. EVANS



Digitally Approved at 13:54 Friday, 09 August 2024

Digitally Approved at 13:53 Friday, 09 August 2024

Results can be found at www.tsl-timing.com

Printed - 13:48 Friday, 09 August 2024



QUALIFYING - CLASSIFICATION

POS	NO	NAME	NAT	ENTRY	TIME	ON	LAPS	GAP	DIFF	MPH
1	47	Richard COOPER	GBR	Triumph Daytona 660 - PHR Performance Triumph	1:20.261	10	16			105.67
2	17	Zak SHELTON	GBR	Aprilia RS660 - XMT Racing	1:20.448	6	12	0.187	0.187	105.42
3	13	Edoardo COLOMBI	ITA	Aprilia RS660 - Gradara Corse Asd	1:20.513	9	17	0.252	0.065	105.34
4	25	Thomas STRUDWICK	GBR	Triumph Daytona 660 - TS Racing	1:20.597	12	17	0.336	0.084	105.23
5	8	Ash BARNES	GBR	Yamaha YZF-R7 - Raceways Yamaha	1:20.697	15	17	0.436	0.100	105.10
6	76	Rhys STEPHENSON	GBR	Triumph Daytona 660 - Rocket Racing	1:20.771	9	17	0.510	0.074	105.00
7	34	Aaron SILVESTER	GBR	Triumph Daytona 660 - MIH Solutions / Macadam Raci	1:21.099	11	15	0.838	0.328	104.58
8	55	Harrison DESSOY	GBR	Yamaha YZF-R7 - Rev2Race Yamaha	1:21.150	9	17	0.889	0.051	104.51
9	51	Rossi BANHAM	GBR	Yamaha YZF-R7 - RB Racing	1:21.641	6	8	1.380	0.491	103.88
10	28	Alfie DAVIDSON	GBR	Aprilia RS660 - IN Competition / SENCAT Aprilia	1:21.684	7	17	1.423	0.043	103.83
11	85	Jayden MARTIN	AUS	Triumph Daytona 660 - MIH Solutions / Macadam Raci	1:22.518	13	15	2.257	0.834	102.78
12	74	Finn SMART-WEEDEN	GBR	Aprilia RS660 - Definitive Racing	1:22.520	9	15	2.259	0.002	102.78
13	56	Charlie ATKINS	GBR	Kawasaki Ninja 650 - Symcirrus Motorsport	1:23.089	15	16	2.828	0.569	102.07
14	67	Jacob STEPHENSON	GBR	Yamaha YZF-R7 - Rev2Race Yamaha	1:23.129	14	17	2.868	0.040	102.02
15	73	Al FAGAN	GBR	Triumph Daytona 660 - Macadam Triumph Racing	1:23.220	14	14	2.959	0.091	101.91
16	60	Lennon DOCHERTY	GBR	Kawasaki Ninja 650 - Symcirrus Motorsport	1:23.282	14	16	3.021	0.062	101.84
17	20	Jack MUIR	GBR	Aprilia RS660 - Jack Muir Racing	1:23.449	6	17	3.188	0.167	101.63
18	23	Joe ELLIS	GBR	Aprilia RS660 - JPR	1:23.640	6	15	3.379	0.191	101.40
19	11	Sean O'REILLY	GBR	Aprilia RS660 - Moto Muzzi Racing Aprilia	1:23.687	14	16	3.426	0.047	101.34
20	4	Jack SMITH	GBR	Aprilia RS660 - Woodland Racing	1:23.718	14	17	3.457	0.031	101.31
21	77	Oliver MORGAN-EDWARDS	GBR	Aprilia RS660 - OME Racing	1:24.375	15	16	4.114	0.657	100.52
22	44	Sam GREEN	GBR	Aprilia RS660 - Bruce Racing	1:24.529	14	15	4.268	0.154	100.33
23	29	Aaron DAYKIN	GBR	Aprilia RS660 - 929 Racing	1:24.647	4	16	4.386	0.118	100.19
24	6	Jack KNIGHTS	GBR	Aprilia RS660 - BlueMotion Racing	1:24.913	11	16	4.652	0.266	99.88
25	61	Cameron HARRIS	GBR	Aprilia RS660 - Harris Racing / PW Gates	1:25.169	9	16	4.908	0.256	99.58
26	69	Joshua PROUDFOOT	GBR	Yamaha YZF-R7 - Rev2Race Yamaha	1:25.504	15	16	5.243	0.335	99.19
27	66	Katie HAND	GBR	Triumph Daytona 660 - MIH Solutions / Macadam Raci	1:25.622	12	16	5.361	0.118	99.05
28	18	Jodie FIELDHOUSE	GBR	Aprilia - Go Pink Racing	1:26.198	7	16	5.937	0.576	98.39

QUALIFYING LAPTIME (110.0% of 1:20.261) = 1:28.287

Comments:

#44 - Lap 2 time cancelled - Exceeded track limits at T13/14.

#60 - Lap 3 time cancelled - Course cut at T12/13/14.

#47 - Lap 4 time cancelled - Course cut at T12/13/14.

#56 - Lap 13 time cancelled - Course cut at T12/13/14.

Weather / Track : Cloudy / Dry

These results are provisional until the conclusion of any judicial and technical matters.

Date: 10/08/2024 Start: 11:26 Finish: 11:51

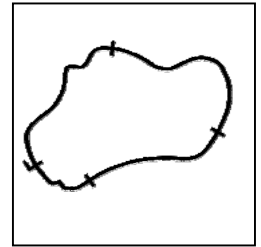
Thruxton: 2.3560 miles

Race Director: Stuart Higgs <i>S. Higgs</i> <small>Digitally Approved at 12:02 Saturday, 10 August 2024</small>	Stewards:	Timekeeper: Richard Evans <i>R. EVANS</i> <small>Digitally Approved at 12:01 Saturday, 10 August 2024</small>	
---	-----------	---	--

Results can be found at www.tsl-timing.com

Printed - 11:54 Saturday, 10 August 2024

QUALIFYING - SECTOR ANALYSIS



SECTOR 1 = FL to I1, SECTOR 2 = I1 to I2 SECTOR 3 = I2 to I3, SECTOR 4 = I3 to FL, DIFF = Difference To Personal Best Lap, P = Crossed Finish Line in Pit Lane, D = Time Disallowed

P1 47		Richard COOPER				Triumph Daytona 660 - PHR Performance Triumph						
IDEAL LAP TIME : 1:20.121		BEST LAP TIME : 1:20.261				DIFFERENCE : 0.140						
LAP	SECTOR 1	SECTOR 2		SECTOR 3		SECTOR 4		LAP TIME	MPH	DIFF	TIME OF DAY	
1 -	OUTLAP	106.1	23.997	123.8	19.066	125.6	13.304	109.4			11:28:02.578	
2 -	33.223	103.5	23.142	127.8	18.947	130.8	12.979	111.2	1:28.291	96.06	8.030	11:29:30.869
3 -	27.219	108.9	22.010	129.3	18.457	127.0	13.297	110.7	1:20.983	104.73	0.722	11:30:51.852
4 -	27.759	110.3	21.948	128.5	18.480	130.8	16.168	98.9	4:24.355	D	4.094	11:32:16.207
5 -	28.499	108.4	22.370	127.0	19.048	105.8	13.641	110.7	1:23.558	101.50	3.297	11:33:39.765
6 -	27.640	109.1	22.471	127.3	18.737	129.3	12.913	111.2	1:21.761	103.73	1.500	11:35:01.526
7 -	27.077	110.3	21.918	131.5	18.591	126.1	13.057	110.1	1:20.643	(2)	0.382	11:36:22.169
8 -	29.061	107.0	22.664	125.6	18.993	120.9	IN PIT		1:23.626	P	3.365	11:37:45.795
9 -	OUTLAP	104.8	22.933	126.6	19.480	121.7	13.184	110.7	4:44.768	29.78	3:24.507	11:42:30.563
10 -	27.025	110.9	21.726	130.0	18.543	124.7	12.967	110.1	1:20.261	(1)	105.67	11:43:50.824
11 -	27.071	110.7	22.019	129.3	18.639	132.6	12.942	110.1	1:20.671	(3)	0.410	11:45:11.495
12 -	27.039	108.4	22.070	129.0	18.684	128.5	13.004	111.8	1:20.797	104.97	0.536	11:46:32.292
13 -	28.086	106.8	22.367	126.6	18.634	129.5	12.998	110.7	1:22.085	103.32	1.824	11:47:54.377
14 -	27.380	108.5	22.675	129.3	18.757	113.1	13.767	110.1	1:22.579	102.70	2.318	11:49:16.956
15 -	27.280	110.7	21.985	127.5	19.057	124.7	13.183	112.2	1:21.505	104.06	1.244	11:50:38.461
16 -	27.353	108.5	21.975	130.8	18.510	121.3	13.526	110.5	1:21.364	104.24	1.103	11:51:59.825

P2 17		Zak SHELTON				Aprilia RS660 - XMT Racing						
IDEAL LAP TIME : 1:20.317		BEST LAP TIME : 1:20.448				DIFFERENCE : 0.131						
LAP	SECTOR 1	SECTOR 2		SECTOR 3		SECTOR 4		LAP TIME	MPH	DIFF	TIME OF DAY	
1 -	OUTLAP	105.6	23.199	118.9	19.744	121.5	13.728	107.0			11:28:00.556	
2 -	28.038	106.3	22.854	119.8	19.425	128.3	13.491	107.0	1:23.808	101.20	3.360	11:29:24.364
3 -	27.597	107.3	22.504	120.4	19.014	131.3	13.381	107.3	1:22.496	102.81	2.048	11:30:46.860
4 -	27.831	106.8	22.905	116.9	21.486	90.6	IN PIT		1:26.002	P	5.554	11:32:12.862
5 -	OUTLAP	105.5	23.014	121.5	19.539	120.4	13.301	109.6	10:18.075	13.72	8:57.627	11:42:30.937
6 -	26.987	108.9	22.072	124.5	18.423	133.1	12.966	110.0	1:20.448	(1)	105.42	11:43:51.385
7 -	26.959	110.1	22.063	126.8	18.468	120.9	13.193	110.1	1:20.683	(2)	0.235	11:45:12.068
8 -	27.003	108.2	22.044	125.9	18.348	127.0	13.347	111.1	1:20.742	(3)	0.294	11:46:32.810
9 -	28.221	106.8	22.764	122.2	18.988	128.3	13.179	110.1	1:23.152	102.00	2.704	11:47:55.962
10 -	27.394	109.1	22.629	122.6	18.736	128.5	13.152	110.9	1:21.911	103.54	1.463	11:49:17.873
11 -	28.255	106.6	22.823	124.7	19.015	132.1	13.185	109.1	1:23.278	101.84	2.830	11:50:41.151
12 -	27.322	108.4	22.872	118.9	19.114	133.6	13.152	108.9	1:22.460	102.85	2.012	11:52:03.611

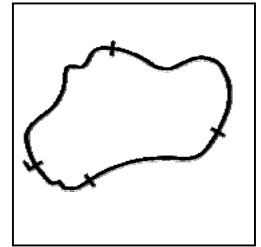
P3 13		Edoardo COLOMBI				Aprilia RS660 - Gradara Corse Asd						
IDEAL LAP TIME : 1:20.278		BEST LAP TIME : 1:20.513				DIFFERENCE : 0.235						
LAP	SECTOR 1	SECTOR 2		SECTOR 3		SECTOR 4		LAP TIME	MPH	DIFF	TIME OF DAY	
1 -	OUTLAP	106.6	24.259	121.3	19.496	107.3	14.891	108.4			11:28:05.820	
2 -	28.195	109.2	22.623	122.9	19.050	132.1	13.201	109.8	1:23.069	102.10	2.556	11:29:28.889
3 -	27.314	106.8	22.221	124.7	18.514	133.4	13.057	110.5	1:21.106	104.57	0.593	11:30:49.995
4 -	27.232	108.9	22.069	125.2	18.676	120.4	13.214	110.5	1:21.191	104.46	0.678	11:32:11.186
5 -	27.225	108.4	22.207	122.4	18.907	121.5	IN PIT		1:22.821	P	2.308	11:33:34.007
6 -	OUTLAP	107.3	22.352	121.5	18.877	132.8	13.102	110.7	2:25.890	58.13	1:05.377	11:35:59.897
7 -	27.019	108.7	22.137	123.1	18.726	130.8	13.142	111.4	1:21.024	104.68	0.511	11:37:20.921
8 -	27.017	107.8	22.189	122.9	18.677	135.2	13.096	110.1	1:20.979	104.73	0.466	11:38:41.900
9 -	27.058	109.2	22.034	126.3	18.473	135.5	12.948	109.6	1:20.513	(1)	105.34	11:40:02.413
10 -	26.981	108.4	22.120	123.5	18.541	134.7	13.015	109.4	1:20.657	(2)	0.144	11:41:23.070
11 -	27.015	108.9	22.014	124.2	18.866	132.6	12.957	110.0	1:20.852	(3)	0.339	11:42:43.922
12 -	27.888	107.5	22.249	121.5	19.171	110.7	17.924	108.4	1:27.232	97.23	6.719	11:44:11.154
13 -	27.021	110.0	21.889	125.6	18.936	119.8	17.670	101.0	1:25.516	99.18	5.003	11:45:36.670
14 -	31.280	79.2	24.709	124.0	18.694	130.3	IN PIT		1:26.648	P	6.135	11:47:03.318
15 -	OUTLAP	107.3	22.261	125.4	18.927	131.8	12.982	111.1	2:00.446	70.41	39.933	11:49:03.764
16 -	26.968	108.7	22.191	124.0	18.874	132.3	13.023	111.1	1:21.056	104.63	0.543	11:50:24.820
17 -	27.224	108.0	22.020	123.1	18.801	133.4	13.031	108.0	1:21.076	104.61	0.563	11:51:45.896

MCRCB BULLETIN TK135

2024 Bennetts British Superbike Championship - Round 7

2024 Pirelli National Sportbike with Moneybarn Vehicle Finance

QUALIFYING - SECTOR ANALYSIS



SECTOR 1 = FL to I1, SECTOR 2 = I1 to I2 SECTOR 3 = I2 to I3, SECTOR 4 = I3 to FL, DIFF = Difference To Personal Best Lap, P = Crossed Finish Line in Pit Lane, D = Time Disallowed

P4 25		Thomas STRUDWICK				Triumph Daytona 660 - TS Racing					
IDEAL LAP TIME : 1:20.317		BEST LAP TIME : 1:20.597				DIFFERENCE : 0.280					
LAP	SECTOR 1	SECTOR 2		SECTOR 3		SECTOR 4		LAP TIME	MPH	DIFF	TIME OF DAY
1 -	OUTLAP	107.3	24.104	123.1	19.531	111.6	14.682	110.7			11:28:05.850
2 -	29.091	106.6	22.798	124.9	18.722	124.9	13.235	111.1	1:23.846	101.15	3.249 11:29:29.696
3 -	27.450	109.6	22.467	124.2	18.651	132.1	13.063	110.9	1:21.631	103.90	1.034 11:30:51.327
4 -	27.621	107.7	22.166	124.9	18.908	130.0	15.004	72.1	1:23.699	101.33	3.102 11:32:15.026
5 -	28.423	109.4	22.522	124.5	19.249	130.5	13.121	108.9	1:23.315	101.80	2.718 11:33:38.341
6 -	27.492	107.5	22.170	123.5	18.766	133.1	13.009	109.6	1:21.437	104.14	0.840 11:34:59.778
7 -	27.420	107.5	22.262	122.6	18.807	133.4	13.016	108.7	1:21.505	104.06	0.908 11:36:21.283
8 -	27.374	107.3	22.186	124.0	18.761	133.6	12.953	108.9	1:21.274	104.35	0.677 11:37:42.557
9 -	28.668	104.5	22.865	120.6	21.087	104.3		IN PIT	1:26.039	P 98.57	5.442 11:39:08.596
10 -	OUTLAP	103.8	22.663	123.3	19.120	131.5	13.141	109.4	3:21.102	42.17	2:00.505 11:42:29.698
11 -	27.352	107.8	22.111	125.6	18.701	128.8	13.148	112.2	1:21.312	104.30	0.715 11:43:51.010
12 -	27.136	110.5	21.978	127.8	18.556	126.6	12.927	111.2	1:20.597 (1)	105.23	11:45:11.607
13 -	27.157	109.2	22.065	127.8	18.526	122.0	13.246	112.4	1:20.994	(3) 104.71	0.397 11:46:32.601
14 -	28.006	109.4	22.172	125.4	18.767	125.6	13.159	111.4	1:22.104	103.30	1.507 11:47:54.705
15 -	27.112	111.1	22.694	127.3	18.836	115.1	13.719	112.4	1:22.361	102.98	1.764 11:49:17.066
16 -	27.641	110.0	22.133	125.4	18.697	120.9	13.394	111.2	1:21.865	103.60	1.268 11:50:38.931
17 -	27.196	110.1	21.772	130.3	18.506	121.7	13.512	110.7	1:20.986	(2) 104.72	0.389 11:51:59.917

P5 8		Ash BARNES				Yamaha YZF-R7 - Raceways Yamaha					
IDEAL LAP TIME : 1:20.323		BEST LAP TIME : 1:20.697				DIFFERENCE : 0.374					
LAP	SECTOR 1	SECTOR 2		SECTOR 3		SECTOR 4		LAP TIME	MPH	DIFF	TIME OF DAY
1 -	OUTLAP	106.0	22.430	123.1	19.597	116.3	13.639	108.7			11:28:54.251
2 -	27.391	108.7	22.409	124.5	18.797	127.3	12.930	108.4	1:21.527	104.03	0.830 11:30:15.778
3 -	27.202	107.3	22.131	123.1	19.071	125.4	13.169	106.5	1:21.573	103.97	0.876 11:31:37.351
4 -	28.061	105.8	22.539	121.3	19.019	121.1	13.400	108.5	1:23.019	102.16	2.322 11:33:00.370
5 -	28.328	106.5	22.730	120.0	19.302	124.9	12.996	108.4	1:23.356	101.75	2.659 11:34:23.726
6 -	27.225	107.3	22.229	120.9	18.859	124.0	13.108	108.9	1:21.421	(3) 104.16	0.724 11:35:45.147
7 -	27.673	107.3	22.703	120.6	19.054	124.2		IN PIT	1:22.001	P 103.43	1.304 11:37:07.148
8 -	OUTLAP	103.5	22.602	116.5	22.338	68.8	15.057	107.0	2:04.788	67.96	44.091 11:39:11.936
9 -	27.129	108.2	21.954	124.9	18.555	122.0	13.295	108.4	1:20.933	(2) 104.79	0.236 11:40:32.869
10 -	27.141	108.9	24.419	107.7	19.425	118.1		IN PIT	1:23.286	P 101.83	2.589 11:41:56.155
11 -	OUTLAP	105.6	22.582	114.7	19.475	112.5	16.238	108.0	2:13.662	63.45	52.965 11:44:09.817
12 -	27.417	104.5	23.195	122.4	19.317	116.1	15.561	102.1	1:25.490	99.21	4.793 11:45:35.307
13 -	33.044	71.6	24.802	123.1	18.768	119.8		IN PIT	1:28.703	P 95.61	8.006 11:47:04.010
14 -	OUTLAP	105.3	21.990	122.4	18.774	124.9	12.963	108.9	1:37.760	86.75	17.063 11:48:41.770
15 -	26.958	108.2	21.998	124.2	18.856	132.1	12.885	110.0	1:20.697 (1)	105.10	11:50:02.467
16 -	27.736	104.0	23.293	116.9	19.956	123.5	12.998	109.1	1:23.983	100.99	3.286 11:51:26.450
17 -	27.090	109.4	21.925	122.0	19.420	131.3	13.007	107.0	1:21.442	104.14	0.745 11:52:47.892

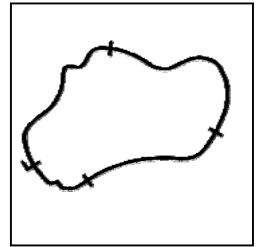
P6 76		Rhys STEPHENSON				Triumph Daytona 660 - Rocket Racing					
IDEAL LAP TIME : 1:20.671		BEST LAP TIME : 1:20.771				DIFFERENCE : 0.100					
LAP	SECTOR 1	SECTOR 2		SECTOR 3		SECTOR 4		LAP TIME	MPH	DIFF	TIME OF DAY
1 -	OUTLAP	102.7	23.557	120.0	19.554	120.6	13.740	108.9			11:28:25.609
2 -	27.938	107.7	22.488	122.6	19.048	122.9	13.432	109.8	1:22.906	102.30	2.135 11:29:48.515
3 -	27.542	108.7	22.230	125.9	18.928	111.4	13.849	109.2	1:22.549	102.74	1.778 11:31:11.064
4 -	27.916	108.2	22.141	124.7	18.845	126.3	13.280	111.1	1:22.182	103.20	1.411 11:32:33.246
5 -	27.513	107.8	22.198	125.4	18.761	125.6	13.128	110.5	1:21.600	103.94	0.829 11:33:54.846
6 -	28.540	103.8	23.515	113.1	20.075	103.0		IN PIT	1:27.381	P 97.06	6.610 11:35:22.227
7 -	OUTLAP	105.6	22.469	123.1	19.069	125.9	13.364	109.4	3:19.025	42.61	1:58.254 11:38:41.252
8 -	27.329	107.8	22.075	124.0	18.974	118.3	13.134	110.3	1:21.512	104.05	0.741 11:40:02.764
9 -	27.131	110.0	22.008	126.3	18.631	129.5	13.001	111.1	1:20.771 (1)	105.00	11:41:23.535
10 -	27.102	109.4	22.118	122.2	18.729	128.0	13.033	111.1	1:20.982	(2) 104.73	0.211 11:42:44.517
11 -	27.501	108.7	22.192	123.1	18.804	124.0	13.130	109.4	1:21.627	103.90	0.856 11:44:06.144
12 -	27.572	107.3	22.682	121.5	19.063	130.3	13.063	108.7	1:22.380	102.95	1.609 11:45:28.524
13 -	27.218	108.9	22.104	124.0	18.905	132.1	13.009	110.7	1:21.236	104.40	0.465 11:46:49.760
14 -	27.195	108.2	22.100	124.5	18.560	127.3	13.175	109.8	1:21.030	(3) 104.67	0.259 11:48:10.790
15 -	27.206	108.7	22.128	124.2	18.966	128.5	13.096	110.9	1:21.396	104.20	0.625 11:49:32.186
16 -	27.621	105.5	22.919	122.0	18.990	130.0	13.250	109.8	1:22.780	102.45	2.009 11:50:54.966
17 -	27.319	108.2	22.178	124.2	18.778	128.0	13.546	109.2	1:21.821	103.66	1.050 11:52:16.787

MCRCB BULLETIN TK135

2024 Bennetts British Superbike Championship - Round 7

2024 Pirelli National Sportbike with Moneybarn Vehicle Finance

QUALIFYING - SECTOR ANALYSIS



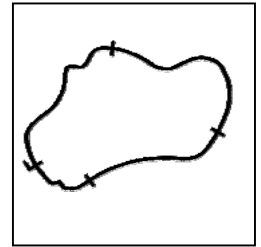
SECTOR 1 = FL to I1, SECTOR 2 = I1 to I2 SECTOR 3 = I2 to I3, SECTOR 4 = I3 to FL, DIFF = Difference To Personal Best Lap, P = Crossed Finish Line in Pit Lane, D = Time Disallowed

P7 34		Aaron SILVESTER				Triumph Daytona 660 - MIH Solutions / Macadam Racing Triumf						
IDEAL LAP TIME : 1:20.768		BEST LAP TIME : 1:21.099				DIFFERENCE : 0.331						
LAP	SECTOR 1	SECTOR 2		SECTOR 3		SECTOR 4		LAP TIME	MPH	DIFF	TIME OF DAY	
1 -	OUTLAP	104.8	23.272	120.2	19.577	127.0	13.577	107.7			11:28:53.521	
2 -	27.853	107.3	22.417	122.4	19.140	121.5	13.152	108.9	1:22.562	102.73	1.463	11:30:16.083
3 -	27.069	110.0	22.091	126.3	18.899	128.0	13.136	108.2	1:21.195 (2)	104.45	0.096	11:31:37.278
4 -	27.283	108.5	22.762	120.2	19.151	129.8	13.100	108.7	1:22.296	103.06	1.197	11:32:59.574
5 -	27.276	107.7	22.275	123.3	18.938	131.8	13.153	109.2	1:21.642	103.88	0.543	11:34:21.216
6 -	27.293	108.9	22.375	121.5	18.965	130.3	13.104	108.5	1:21.737	103.76	0.638	11:35:42.953
7 -	27.247	107.8	22.142	122.9	19.235	130.8	13.176	108.9	1:21.800	103.68	0.701	11:37:04.753
8 -	27.291	107.5	22.455	121.3	19.271	120.9	IN PIT		1:22.116 P	103.28	1.017	11:38:26.869
9 -	OUTLAP	86.5	23.462	120.4	19.170	129.5	13.195	107.7	5:21.812	26.35	4:00.713	11:43:48.681
10 -	27.305	108.0	22.183	122.9	18.870	131.0	13.090	107.7	1:21.448 (3)	104.13	0.349	11:45:10.129
11 -	26.983	108.2	21.883	128.3	19.201	131.3	13.032	108.7	1:21.099 (1)	104.58		11:46:31.228
12 -	27.279	108.4	22.582	117.7	19.226	128.5	13.088	109.4	1:22.175	103.21	1.076	11:47:53.403
13 -	28.007	105.5	22.116	124.2	19.547	126.6	13.499	106.6	1:23.169	101.98	2.070	11:49:16.572
14 -	27.232	108.2	22.215	121.7	19.171	128.3	13.166	108.5	1:21.784	103.70	0.685	11:50:38.356
15 -	27.107	107.8	22.171	125.2	18.933	114.1	13.488	109.8	1:21.699	103.81	0.600	11:52:00.055

P8 55		Harrison DESOY				Yamaha YZF-R7 - Rev2Race Yamaha						
IDEAL LAP TIME : 1:21.060		BEST LAP TIME : 1:21.150				DIFFERENCE : 0.090						
LAP	SECTOR 1	SECTOR 2		SECTOR 3		SECTOR 4		LAP TIME	MPH	DIFF	TIME OF DAY	
1 -	OUTLAP	105.6	22.813	119.8	19.432	129.5	13.287	108.7			11:28:18.174	
2 -	27.701	107.8	22.224	122.2	18.918	131.0	13.120	108.4	1:21.963	103.48	0.813	11:29:40.137
3 -	27.363	110.1	22.512	120.0	18.819	134.2	12.966	109.2	1:21.660 (2)	103.86	0.510	11:31:01.797
4 -	28.190	105.3	22.698	122.6	18.872	128.0	13.374	107.7	1:23.134	102.02	1.984	11:32:24.931
5 -	27.712	106.6	22.902	119.1	18.979	129.8	13.119	108.4	1:22.712	102.54	1.562	11:33:47.643
6 -	27.319	107.3	22.338	120.6	19.053	131.3	13.106	108.7	1:21.816 (3)	103.66	0.666	11:35:09.459
7 -	29.604	101.0	24.365	109.6	20.260	114.5	IN PIT		1:27.023 P	97.46	5.873	11:36:36.482
8 -	OUTLAP	105.8	22.439	120.6	19.617	107.2	13.637	106.6	2:34.671	54.83	1:13.521	11:39:11.153
9 -	27.354	107.8	22.176	122.6	18.599	129.8	13.021	108.5	1:21.150 (1)	104.51		11:40:32.303
10 -	27.323	108.9	23.680	108.9	20.258	113.5	IN PIT		1:23.540 P	101.52	2.390	11:41:55.843
11 -	OUTLAP	105.0	23.043	105.8	20.725	119.4	14.780	108.2	2:13.059	63.74	51.909	11:44:08.902
12 -	27.884	104.6	23.018	118.9	19.375	125.6	IN PIT		1:22.567 P	102.72	1.417	11:45:31.469
13 -	OUTLAP	105.3	23.465	112.2	20.767	113.3	13.403	108.2	1:46.268	79.81	25.118	11:47:17.737
14 -	27.552	105.3	22.702	120.2	19.011	131.5	13.224	106.8	1:22.489	102.82	1.339	11:48:40.226
15 -	27.425	107.0	22.436	121.1	19.115	130.0	13.190	107.7	1:22.166	103.22	1.016	11:50:02.392
16 -	27.572	106.5	22.822	116.3	19.561	125.6	13.249	108.2	1:23.204	101.93	2.054	11:51:25.596
17 -	27.863	106.3	22.375	121.3	18.752	130.3	13.021	107.7	1:22.011	103.42	0.861	11:52:47.607

P9 51		Rossi BANHAM				Yamaha YZF-R7 - RB Racing						
IDEAL LAP TIME : 1:21.509		BEST LAP TIME : 1:21.641				DIFFERENCE : 0.132						
LAP	SECTOR 1	SECTOR 2		SECTOR 3		SECTOR 4		LAP TIME	MPH	DIFF	TIME OF DAY	
1 -	OUTLAP	106.5	24.496	123.5	19.505	112.5	14.279	108.7			11:28:04.913	
2 -	29.041	106.0	22.922	128.5	18.963	121.3	13.362	110.0	1:24.288	100.62	2.647	11:29:29.201
3 -	27.755	106.6	22.710	125.4	18.743	121.5	13.276	110.1	1:22.484 (2)	102.82	0.843	11:30:51.685
4 -	28.051	109.4	22.593	127.5	18.862	121.1	13.683	108.2	1:23.189 (3)	101.95	1.548	11:32:14.874
5 -	28.238	107.0	22.771	124.9	19.519	125.2	13.079	110.1	1:23.607	101.44	1.966	11:33:38.481
6 -	27.552	107.7	22.168	128.8	18.710	124.5	13.211	109.2	1:21.641 (1)	103.88		11:35:00.122
7 -	27.575	107.5	22.464	126.3	18.853	130.5	14.642	107.8	1:23.534	101.53	1.893	11:36:23.656
8 -	28.703	106.1	23.362	125.9	19.204	120.4	IN PIT		1:24.385 P	100.51	2.744	11:37:48.041

QUALIFYING - SECTOR ANALYSIS



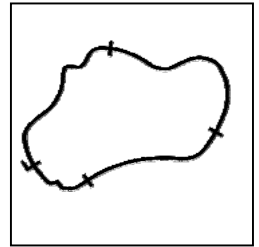
SECTOR 1 = FL to I1, SECTOR 2 = I1 to I2 SECTOR 3 = I2 to I3, SECTOR 4 = I3 to FL, DIFF = Difference To Personal Best Lap, P = Crossed Finish Line in Pit Lane, D = Time Disallowed

P10 28		Alfie DAVIDSON				Aprilia RS660 - IN Competition / SENCAT Aprilia						
IDEAL LAP TIME : 1:21.508		BEST LAP TIME : 1:21.684				DIFFERENCE : 0.176						
LAP	SECTOR 1	SECTOR 2		SECTOR 3		SECTOR 4		LAP TIME	MPH	DIFF	TIME OF DAY	
1 -	OUTLAP	106.5	23.819	121.1	19.008	122.0	13.541	109.8			11:28:02.915	
2 -	27.814	107.8	22.405	125.6	19.278	127.0	13.333	108.9	1:22.830	102.39	1.146	11:29:25.745
3 -	27.555	107.2	22.550	122.6	19.191	128.5	13.265	109.2	1:22.561	102.73	0.877	11:30:48.306
4 -	27.940	108.7	22.510	123.1	19.069	130.0	13.299	109.6	1:22.818	102.41	1.134	11:32:11.124
5 -	27.757	108.2	22.393	122.6	19.335	128.8	13.347	109.2	1:22.832	102.39	1.148	11:33:33.956
6 -	27.827	107.5	22.640	121.3	22.874	108.9	13.520	109.4	1:26.861	97.64	5.177	11:35:00.817
7 -	27.422	109.4	22.231	126.1	18.785	119.4	13.246	110.1	1:21.684 (1)	103.83		11:36:22.501
8 -	27.430	107.7	22.395	123.5	19.037	130.3	13.258	109.8	1:22.120 (3)	103.28	0.436	11:37:44.621
9 -	27.904	107.8	22.321	125.2	19.366	120.4	IN PIT		1:22.699 P	102.56	1.015	11:39:07.320
10 -	OUTLAP	105.5	25.292	121.5	18.831	127.5	13.183	109.4	3:37.962	38.91	2:16.278	11:42:45.282
11 -	27.600	109.2	22.213	125.2	19.012	122.6	13.536	110.0	1:22.361	102.98	0.677	11:44:07.643
12 -	29.697	107.3	23.159	124.5	19.019	126.1	13.440	108.5	1:25.315	99.41	3.631	11:45:32.958
13 -	27.523	108.2	22.570	122.0	19.212	131.0	13.273	107.7	1:22.578	102.71	0.894	11:46:55.536
14 -	30.709	69.0	24.810	119.4	22.322	101.0	IN PIT		1:30.508 P	93.71	8.824	11:48:26.044
15 -	OUTLAP	108.4	22.397	125.2	18.886	130.8	13.199	109.4	1:36.718	87.69	15.034	11:50:02.762
16 -	27.477	110.0	22.370	121.3	19.008	132.8	13.088	108.5	1:21.943 (2)	103.50	0.259	11:51:24.705
17 -	31.936	92.9	26.151	112.7	20.116	108.5	IN PIT		1:31.904 P	92.28	10.220	11:52:56.609

P11 85		Jayden MARTIN				Triumph Daytona 660 - MIH Solutions / Macadam Racing Triumf						
IDEAL LAP TIME : 1:22.470		BEST LAP TIME : 1:22.518				DIFFERENCE : 0.048						
LAP	SECTOR 1	SECTOR 2		SECTOR 3		SECTOR 4		LAP TIME	MPH	DIFF	TIME OF DAY	
1 -	OUTLAP	102.1	24.583	124.2	19.697	104.6	15.226	107.5			11:28:06.673	
2 -	29.633	106.3	23.696	124.0	19.225	115.1	14.403	106.6	1:26.957	97.53	4.439	11:29:33.630
3 -	28.826	105.8	23.272	122.6	19.478	116.7	13.683	108.2	1:25.259	99.48	2.741	11:30:58.889
4 -	28.868	104.0	23.273	119.4	19.455	126.1	13.601	104.2	1:25.197	99.55	2.679	11:32:24.086
5 -	28.426	106.0	23.096	120.4	19.172	120.9	13.419	108.4	1:24.113	100.83	1.595	11:33:48.199
6 -	27.899	107.3	22.807	122.6	19.145	123.5	13.473	107.7	1:23.324	101.79	0.806	11:35:11.523
7 -	28.733	106.0	22.913	120.6	19.488	124.9	14.013	101.0	1:25.147	99.61	2.629	11:36:36.670
8 -	28.580	106.3	23.353	117.3	20.242	113.9	IN PIT		1:26.056 P	98.55	3.538	11:38:02.726
9 -	OUTLAP	90.6	23.549	122.6	19.253	114.7	13.339	107.8	5:46.335	24.48	4:23.817	11:43:49.061
10 -	28.116	106.6	22.623	122.4	19.005	122.2	13.439	102.4	1:23.183 (3)	101.96	0.665	11:45:12.244
11 -	27.936	105.6	22.617	124.2	19.276	129.5	13.852	104.5	1:23.681	101.35	1.163	11:46:35.925
12 -	28.721	105.8	22.695	122.9	19.305	123.8	13.545	109.1	1:24.266	100.65	1.748	11:48:00.191
13 -	27.947	108.0	22.433	123.5	18.944	129.3	13.194	109.8	1:22.518 (1)	102.78		11:49:22.709
14 -	28.610	105.0	23.315	121.5	19.081	126.3	13.342	109.1	1:24.348	100.55	1.830	11:50:47.057
15 -	28.060	106.5	22.576	122.6	19.031	128.3	13.341	108.4	1:23.008 (2)	102.17	0.490	11:52:10.065

P12 74		Finn SMART-WEEDEN				Aprilia RS660 - Definitive Racing						
IDEAL LAP TIME : 1:22.361		BEST LAP TIME : 1:22.520				DIFFERENCE : 0.159						
LAP	SECTOR 1	SECTOR 2		SECTOR 3		SECTOR 4		LAP TIME	MPH	DIFF	TIME OF DAY	
1 -	OUTLAP	101.2	24.775	123.1	19.600	103.8	15.370	108.0			11:28:06.323	
2 -	29.434	104.8	23.253	115.9	19.560	111.4	14.815	105.6	1:27.062	97.42	4.542	11:29:33.385
3 -	28.271	107.0	23.041	123.1	19.462	118.3	13.377	108.4	1:24.151	100.79	1.631	11:30:57.536
4 -	27.929	107.5	22.659	122.9	19.500	118.3	13.284	108.7	1:23.372 (3)	101.73	0.852	11:32:20.908
5 -	27.658	105.6	22.960	122.0	20.522	104.8	IN PIT		1:24.411 P	100.47	1.891	11:33:45.319
6 -	OUTLAP	106.5	23.367	125.4	19.335	116.3	13.988	103.4	4:03.981	34.76	2:41.461	11:37:49.300
7 -	28.438	106.3	22.970	122.2	19.595	114.9	13.407	108.9	1:24.410	100.48	1.890	11:39:13.710
8 -	27.931	102.2	22.855	122.9	19.560	119.4	13.215	109.4	1:23.561	101.50	1.041	11:40:37.271
9 -	27.533	108.0	22.607	123.3	19.146	119.4	13.234	109.6	1:22.520 (1)	102.78		11:41:59.791
10 -	29.284	103.0	24.069	119.4	20.820	104.2	IN PIT		1:27.219 P	97.24	4.699	11:43:27.010
11 -	OUTLAP	103.8	23.562	117.9	20.747	108.0	14.524	101.0	2:51.347	49.49	1:28.827	11:46:18.357
12 -	29.489	101.9	23.982	115.7	20.261	111.1	13.445	110.0	1:27.177	97.29	4.657	11:47:45.534
13 -	27.989	108.2	22.923	119.6	19.854	103.8	13.923	109.2	1:24.689	100.15	2.169	11:49:10.223
14 -	27.839	107.3	22.584	124.7	19.066	117.7	13.178	109.6	1:22.667 (2)	102.59	0.147	11:50:32.890
15 -	27.869	106.1	23.697	122.0	20.446	108.2	14.116	105.0	1:26.128	98.47	3.608	11:51:59.018

QUALIFYING - SECTOR ANALYSIS



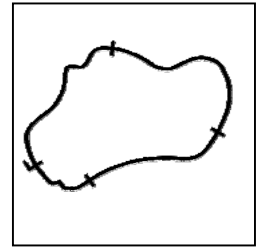
SECTOR 1 = FL to I1, SECTOR 2 = I1 to I2 SECTOR 3 = I2 to I3, SECTOR 4 = I3 to FL, DIFF = Difference To Personal Best Lap, P = Crossed Finish Line in Pit Lane, D = Time Disallowed

P13 56		Charlie ATKINS				Kawasaki Ninja 650 - Symcirrus Motorsport							
IDEAL LAP TIME : 1:22.907		BEST LAP TIME : 1:23.089				DIFFERENCE : 0.182							
LAP	SECTOR 1	SECTOR 2		SECTOR 3		SECTOR 4		LAP TIME	MPH	DIFF	TIME OF DAY		
1 -	OUTLAP	105.3	23.926	122.0	20.067	110.5	14.890	106.0			11:28:06.841		
2 -	29.243	105.8	23.493	122.6	19.248	117.7	14.881	103.2	1:26.865	97.64	3.776	11:29:33.706	
3 -	35.657	92.3	26.785	96.9	20.771	115.5	14.136	104.8	1:37.349	87.12	14.260	11:31:11.055	
4 -	28.525	107.0	22.977	120.9	19.329	124.5	13.485	106.6	1:24.316	100.59	1.227	11:32:35.371	
5 -	28.017	105.5	22.926	120.6	19.207	125.2	13.381	108.5	1:23.531	(3)	101.53	0.442	11:33:58.902
6 -	28.923	106.3	23.397	120.4	19.377	121.5	13.504	106.0	1:25.201		99.54	2.112	11:35:24.103
7 -	27.977	105.3	23.214	117.7	20.374	109.6		IN PIT	1:24.862	P	99.94	1.773	11:36:48.965
8 -	OUTLAP	104.2	23.727	110.0	20.018	119.4	13.773	107.2	3:52.206		36.52	2:29.117	11:40:41.171
9 -	28.052	105.0	22.921	119.1	19.498	126.8	13.395	107.0	1:23.866		101.13	0.777	11:42:05.037
10 -	38.051	101.8	24.077	115.9	20.505	120.2	13.623	104.5	1:36.256		88.11	13.167	11:43:41.293
11 -	28.058	105.5	23.166	117.9	19.813	110.1	13.751	106.8	1:24.788		100.03	1.699	11:45:06.081
12 -	29.404	102.9	23.186	118.7	19.689	124.2	13.676	106.0	1:25.955		98.67	2.866	11:46:32.036
13 -	28.845	106.0	22.863	121.3	19.571	118.9	13.179	107.8	4:24.458	D	100.42	1.369	11:47:56.494
14 -	27.993	105.0	22.834	120.9	19.227	125.6	13.365	106.3	1:23.419	(2)	101.67	0.330	11:49:19.913
15 -	27.746	106.8	22.850	120.0	19.148	127.5	13.345	107.3	1:23.089	(1)	102.07		11:50:43.002
16 -	31.004	95.4	24.539	119.1	19.568	123.8	13.420	106.5	1:28.531		95.80	5.442	11:52:11.533

P14 67		Jacob STEPHENSON				Yamaha YZF-R7 - Rev2Race Yamaha							
IDEAL LAP TIME : 1:22.963		BEST LAP TIME : 1:23.129				DIFFERENCE : 0.166							
LAP	SECTOR 1	SECTOR 2		SECTOR 3		SECTOR 4		LAP TIME	MPH	DIFF	TIME OF DAY		
1 -	OUTLAP	102.2	24.229	116.1	20.392	116.3	14.067	105.3			11:28:42.747		
2 -	28.505	105.8	23.186	118.3	19.575	124.9	13.620	105.6	1:24.886		99.91	1.757	11:30:07.633
3 -	28.181	106.5	22.804	119.6	19.398	127.3	13.500	106.8	1:23.883		101.11	0.754	11:31:31.516
4 -	28.289	105.6	22.861	118.1	19.427	124.2	13.444	106.6	1:24.021		100.94	0.892	11:32:55.537
5 -	28.316	106.0	22.890	118.7	19.435	120.0	13.795	101.5	1:24.436		100.45	1.307	11:34:19.973
6 -	28.942	104.6	22.919	120.9	19.102	117.3		IN PIT	1:24.841	P	99.97	1.712	11:35:44.814
7 -	OUTLAP	99.4	23.550	117.7	19.739	117.9	13.767	106.6	1:49.871		77.19	26.742	11:37:34.685
8 -	28.120	106.3	22.719	119.1	19.263	124.0	13.424	107.2	1:23.526		101.54	0.397	11:38:58.211
9 -	28.319	105.5	22.734	119.1	19.583	120.6	13.552	106.1	1:24.188		100.74	1.059	11:40:22.399
10 -	28.265	106.1	22.715	118.3	19.439	126.3	13.355	107.2	1:23.774		101.24	0.645	11:41:46.173
11 -	28.248	105.5	23.028	117.7	19.700	123.1	13.506	106.3	1:24.482		100.39	1.353	11:43:10.655
12 -	28.185	107.3	22.580	121.5	19.160	124.9	13.316	107.2	1:23.241	(2)	101.89	0.112	11:44:33.896
13 -	28.123	107.2	22.712	119.1	19.252	127.3	13.398	106.3	1:23.485	(3)	101.59	0.356	11:45:57.381
14 -	28.005	105.8	22.626	120.4	19.222	127.0	13.276	107.7	1:23.129	(1)	102.02		11:47:20.510
15 -	28.310	104.8	22.791	120.2	20.165	105.6	13.965	107.0	1:25.231		99.51	2.102	11:48:45.741
16 -	28.010	105.1	22.751	119.6	19.483	115.1	14.008	104.8	1:24.252		100.66	1.123	11:50:09.993
17 -	28.172	103.8	23.402	115.7	19.915	110.3	14.282	103.0	1:25.771		98.88	2.642	11:51:35.764

P15 73		AI FAGAN				Triumph Daytona 660 - Macadam Triumph Racing							
IDEAL LAP TIME : 1:23.215		BEST LAP TIME : 1:23.220				DIFFERENCE : 0.005							
LAP	SECTOR 1	SECTOR 2		SECTOR 3		SECTOR 4		LAP TIME	MPH	DIFF	TIME OF DAY		
1 -											11:30:59.851		
2 -									1:25.206		99.54	1.986	11:32:25.057
3 -	OUTLAP	101.2	24.193	116.7	20.311	122.0	13.538	104.6	4:40.543		30.23	3:17.323	11:37:05.600
4 -	28.234	104.3	22.920	118.7	19.806	116.7	13.605	104.3	1:24.565	(3)	100.29	1.345	11:38:30.165
5 -	28.983	102.2	23.855	112.7	20.655	115.9	13.751	104.2	1:27.244		97.21	4.024	11:39:57.409
6 -	28.257	104.5	22.895	116.9	19.695	120.4	13.592	103.5	1:24.439	(2)	100.44	1.219	11:41:21.848
7 -	30.229	102.9	23.039	118.3	19.782	118.7	13.574	104.5	1:26.624		97.91	3.404	11:42:48.472
8 -	28.220	104.2	22.989	118.1	19.677	117.9	13.962	103.0	1:24.848		99.96	1.628	11:44:13.320
9 -	29.089	101.9	23.960	114.5	20.460	110.5	13.819	104.0	1:27.328		97.12	4.108	11:45:40.648
10 -	28.117	103.4	22.916	117.1	19.950	115.7	13.768	102.2	1:24.751		100.07	1.531	11:47:05.399
11 -	29.245	101.0	24.269	111.1	21.414	106.5	13.863	103.8	1:28.791		95.52	5.571	11:48:34.190
12 -	28.301	103.2	23.030	117.7	19.835	117.7	13.557	103.7	1:24.723		100.10	1.503	11:49:58.913
13 -	30.225	102.1	24.845	118.9	19.519	120.6	13.603	104.3	1:28.192		96.17	4.972	11:51:27.105
14 -	27.672	104.8	22.647	119.6	19.524	120.4	13.377	104.2	1:23.220	(1)	101.91		11:52:50.325

QUALIFYING - SECTOR ANALYSIS



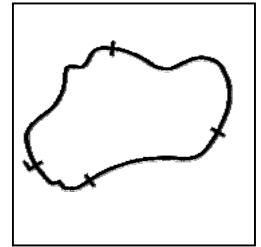
SECTOR 1 = FL to I1, SECTOR 2 = I1 to I2 SECTOR 3 = I2 to I3, SECTOR 4 = I3 to FL, DIFF = Difference To Personal Best Lap, P = Crossed Finish Line in Pit Lane, D = Time Disallowed

P16 60		Lennon DOCHERTY						Kawasaki Ninja 650 - Symcirrus Motorsport			
IDEAL LAP TIME : 1:22.885		BEST LAP TIME : 1:23.282				DIFFERENCE : 0.397					
LAP	SECTOR 1	SECTOR 2		SECTOR 3		SECTOR 4		LAP TIME	MPH	DIFF	TIME OF DAY
1 -	OUTLAP	97.6	25.959	92.4	21.168	122.0	14.164	101.8			11:28:20.672
2 -	28.518	103.8	23.103	116.3	19.771	124.2	13.669	103.8	1:25.061	99.71	1.779 11:29:45.733
3 -	28.200	103.7	23.148	117.1	19.586	126.6	14.107	104.0	4:25.044 D	99.73	1.759 11:31:10.774
4 -	28.307	102.4	22.826	119.4	19.410	127.0	13.746	103.7	1:24.289	100.62	1.007 11:32:35.063
5 -	27.994	104.2	22.754	118.7	19.527	126.3	13.458	104.3	1:23.733	101.29	0.451 11:33:58.796
6 -	28.611	103.2	23.400	116.1	19.545	126.1	13.351	104.3	1:24.907	99.89	1.625 11:35:23.703
7 -	29.128	106.1	22.841	120.9	20.256	105.0	IN PIT		1:28.095 P	96.27	4.813 11:36:51.798
8 -	OUTLAP	103.5	23.169	116.1	19.943	125.6	13.299	105.5	3:48.727	37.08	2:25.445 11:40:40.525
9 -	28.012	102.9	22.962	118.1	19.806	124.2	13.336	104.8	1:24.116	100.83	0.834 11:42:04.641
10 -	32.108	94.5	28.105	101.2	23.291	109.1	13.924	103.4	1:37.428	87.05	14.146 11:43:42.069
11 -	28.078	104.6	22.630	120.2	19.308	126.8	13.350	105.1	1:23.366 (2)	101.73	0.084 11:45:05.435
12 -	30.661	103.5	22.763	122.0	19.528	130.8	13.466	105.0	1:26.418	98.14	3.136 11:46:31.853
13 -	28.232	104.0	22.770	120.0	19.406	129.0	13.232	106.6	1:23.640 (3)	101.40	0.358 11:47:55.493
14 -	27.839	105.0	22.935	121.7	19.184	128.3	13.324	105.5	1:23.282 (1)	101.84	11:49:18.775
15 -	30.433	104.3	22.843	120.2	19.518	127.0	13.306	106.0	1:26.100	98.50	2.818 11:50:44.875
16 -	29.533	84.0	31.240	106.5	20.977	111.6	14.371	98.3	1:36.121	88.23	12.839 11:52:20.996

P17 20		Jack MUIR						Aprilia RS660 - Jack Muir Racing			
IDEAL LAP TIME : 1:22.749		BEST LAP TIME : 1:23.449				DIFFERENCE : 0.700					
LAP	SECTOR 1	SECTOR 2		SECTOR 3		SECTOR 4		LAP TIME	MPH	DIFF	TIME OF DAY
1 -	OUTLAP	102.4	23.531	117.5	20.010	112.2	14.373	105.6			11:28:01.299
2 -	28.806	106.1	22.810	119.8	19.591	119.4	13.667	106.8	1:24.874	99.93	1.425 11:29:26.173
3 -	28.680	105.0	22.875	119.6	19.486	122.9	13.794	107.0	1:24.835	99.97	1.386 11:30:51.008
4 -	28.509	105.5	22.268	125.4	19.333	121.5	13.608	105.8	1:23.718	101.31	0.269 11:32:14.726
5 -	28.502	107.7	22.684	119.8	19.664	116.5	13.448	107.3	1:24.298	100.61	0.849 11:33:39.024
6 -	28.261	105.0	22.723	118.5	19.181	125.9	13.284	107.8	1:23.449 (1)	101.63	11:35:02.473
7 -	28.016	105.6	22.701	119.1	19.426	118.7	13.712	106.8	1:23.855	101.14	0.406 11:36:26.328
8 -	28.211	106.1	22.653	121.5	19.219	115.9	13.597	107.3	1:23.680 (2)	101.35	0.231 11:37:50.008
9 -	28.482	106.0	22.597	121.3	19.401	115.9	IN PIT		1:22.447 P	102.87	11:39:12.455
10 -	OUTLAP	103.7	22.937	120.0	19.430	117.3	13.755	105.6	3:21.767	42.03	1:58.318 11:42:34.222
11 -	28.621	101.9	22.798	120.0	19.581	114.1	13.593	106.3	1:24.593	100.26	1.144 11:43:58.815
12 -	28.207	104.8	22.761	119.6	19.417	120.4	13.313	106.8	1:23.698 (3)	101.33	0.249 11:45:22.513
13 -	28.209	106.0	22.635	119.4	19.741	114.3	13.811	106.1	1:24.396	100.49	0.947 11:46:46.909
14 -	28.543	106.1	22.656	118.9	19.466	120.6	13.666	107.7	1:24.331	100.57	0.882 11:48:11.240
15 -	28.200	107.7	22.823	120.9	19.275	122.6	13.471	107.0	1:23.769	101.25	0.320 11:49:35.009
16 -	28.172	105.1	23.091	119.6	19.285	122.2	13.607	107.0	1:24.155	100.78	0.706 11:50:59.164
17 -	28.616	105.5	22.723	119.8	19.414	121.1	13.535	106.6	1:24.288	100.62	0.839 11:52:23.452

P18 23		Joe ELLIS						Aprilia RS660 - JPR			
IDEAL LAP TIME : 1:23.192		BEST LAP TIME : 1:23.640				DIFFERENCE : 0.448					
LAP	SECTOR 1	SECTOR 2		SECTOR 3		SECTOR 4		LAP TIME	MPH	DIFF	TIME OF DAY
1 -	OUTLAP	101.3	24.476	121.1	20.364	114.3	14.522	107.2			11:28:43.176
2 -	29.203	104.3	23.445	122.4	20.005	117.9	13.827	105.6	1:26.480	98.07	2.840 11:30:09.656
3 -	28.597	104.0	23.075	122.4	20.371	119.4	13.967	105.8	1:26.010	98.61	2.370 11:31:35.666
4 -	28.585	104.5	23.087	121.3	19.448	119.6	13.533	108.7	1:24.653	100.19	1.013 11:33:00.319
5 -	28.189	105.0	22.886	122.0	19.436	115.7	13.453	108.4	1:23.964 (3)	101.01	0.324 11:34:24.283
6 -	27.770	105.1	22.715	122.4	19.286	126.1	13.869	102.4	1:23.640 (1)	101.40	11:35:47.923
7 -	28.007	104.5	23.032	120.9	19.991	105.3	IN PIT		1:25.108 P	99.65	1.468 11:37:13.031
8 -	OUTLAP	104.8	23.254	121.7	19.656	123.1	13.782	106.3	3:20.013	42.40	1:56.373 11:40:33.044
9 -	27.757	107.2	22.696	120.0	19.848	116.1	13.855	107.3	1:24.156	100.78	0.516 11:41:57.200
10 -	28.267	105.1	24.315	115.1	21.306	100.1	IN PIT		1:28.004 P	96.37	4.364 11:43:25.204
11 -	OUTLAP	105.6	22.990	124.0	20.239	104.5	14.400	103.7	2:53.259	48.95	1:29.619 11:46:18.463
12 -	29.420	106.3	23.690	119.6	19.780	119.6	13.644	106.8	1:26.534	98.01	2.894 11:47:44.997
13 -	28.188	104.6	22.944	122.4	19.619	120.6	13.551	107.0	1:24.302	100.60	0.662 11:49:09.299
14 -	28.150	105.8	22.880	122.6	19.419	116.3	13.465	109.1	1:23.914 (2)	101.07	0.274 11:50:33.213
15 -	28.098	104.5	23.246	123.3	19.917	115.5	13.806	107.0	1:25.067	99.70	1.427 11:51:58.280

QUALIFYING - SECTOR ANALYSIS



SECTOR 1 = FL to I1, SECTOR 2 = I1 to I2 SECTOR 3 = I2 to I3, SECTOR 4 = I3 to FL, DIFF = Difference To Personal Best Lap, P = Crossed Finish Line in Pit Lane, D = Time Disallowed

P19 11		Sean O'REILLY				Aprilia RS660 - Moto Muzzi Racing Aprilia							
IDEAL LAP TIME : 1:23.237		BEST LAP TIME : 1:23.687				DIFFERENCE : 0.450							
LAP	SECTOR 1	SECTOR 2		SECTOR 3		SECTOR 4		LAP TIME	MPH	DIFF	TIME OF DAY		
1 -	OUTLAP	103.7	24.961	118.9	20.655	103.7	14.465	106.1			11:28:09.746		
2 -	29.675	105.3	23.171	122.0	20.077	120.6	13.844	103.2	1:26.767	97.75	3.080	11:29:36.513	
3 -	28.875	106.0	22.853	121.5	19.319	116.5	13.657	105.6	1:24.704	100.13	1.017	11:31:01.217	
4 -	29.407	106.6	22.971	122.6	19.368	108.9		IN PIT	1:25.615	P	99.06	1.928	11:32:26.832
5 -	OUTLAP	101.6	24.155	114.7	20.073	115.9	13.864	105.1	1:52.670	75.27	28.983	11:34:19.502	
6 -	28.911	103.5	22.818	120.0	19.406	116.7	13.495	107.0	1:24.630	100.21	0.943	11:35:44.132	
7 -	28.588	106.1	23.074	121.5	19.059	116.5	13.782	104.0	1:24.503	100.37	0.816	11:37:08.635	
8 -	30.141	102.4	23.390	117.9	19.648	117.7	13.881	104.2	1:27.060	97.42	3.373	11:38:35.695	
9 -	28.607	104.2	22.882	118.1	19.413	122.4	13.465	105.1	1:24.367	100.53	0.680	11:40:00.062	
10 -	28.614	106.0	23.278	118.7	19.489	112.5		IN PIT	1:24.850	P	99.96	1.163	11:41:24.912
11 -	OUTLAP	103.8	23.766	116.7	19.835	117.9	14.054	102.2	3:33.759	39.67	2:10.072	11:44:58.671	
12 -	28.811	105.6	22.870	120.4	19.450	121.3	13.689	106.3	1:24.820	99.99	1.133	11:46:23.491	
13 -	28.641	103.2	22.710	119.6	19.453	124.9	13.337	107.3	1:24.141	(3)	100.80	0.454	11:47:47.632
14 -	28.218	105.1	22.700	121.3	19.306	121.7	13.463	106.3	1:23.687	(1)	101.34		11:49:11.319
15 -	28.409	107.0	22.971	120.2	19.394	120.6	13.713	104.3	1:24.487	100.38	0.800	11:50:35.806	
16 -	28.278	105.8	22.623	121.3	19.215	119.6	13.769	107.0	1:23.885	(2)	101.11	0.198	11:51:59.691

P20 4		Jack SMITH				Aprilia RS660 - Woodland Racing							
IDEAL LAP TIME : 1:23.634		BEST LAP TIME : 1:23.718				DIFFERENCE : 0.084							
LAP	SECTOR 1	SECTOR 2		SECTOR 3		SECTOR 4		LAP TIME	MPH	DIFF	TIME OF DAY		
1 -	OUTLAP	103.2	25.225	119.6	20.365	115.9	14.521	105.0			11:28:09.440		
2 -	29.183	105.6	23.778	122.6	20.369	116.3	14.009	106.1	1:27.339	97.11	3.621	11:29:36.779	
3 -	29.088	106.5	23.404	121.3	19.996	121.7	13.570	107.2	1:26.058	98.55	2.340	11:31:02.837	
4 -	28.734	106.8	23.390	120.6	19.988	116.5	13.640	108.2	1:25.752	98.90	2.034	11:32:28.589	
5 -	28.696	106.6	23.538	121.3	19.492	122.2	13.491	108.2	1:25.217	99.52	1.499	11:33:53.806	
6 -	28.848	105.0	23.540	121.1	19.990	105.1		IN PIT	1:27.347	P	97.10	3.629	11:35:21.153
7 -	OUTLAP	104.2	23.484	120.9	19.975	118.9	13.869	105.6	2:35.533	54.53	1:11.815	11:37:56.686	
8 -	28.466	105.1	23.246	121.3	19.721	121.5	13.438	106.8	1:24.871	99.93	1.153	11:39:21.557	
9 -	28.076	107.7	23.116	122.4	19.435	118.7	13.387	108.2	1:24.014	(2)	100.95	0.296	11:40:45.571
10 -	28.555	105.0	23.278	122.4	19.639	118.7	13.603	107.0	1:25.075	99.69	1.357	11:42:10.646	
11 -	28.662	106.0	23.333	121.1	19.910	116.7	13.561	107.5	1:25.466	99.23	1.748	11:43:36.112	
12 -	28.396	104.8	23.263	121.1	19.749	120.6	13.990	104.6	1:25.398	99.31	1.680	11:45:01.510	
13 -	28.639	105.8	23.114	123.1	19.610	121.7	13.483	107.3	1:24.846	99.96	1.128	11:46:26.356	
14 -	28.143	106.3	23.047	121.1	19.180	126.3	13.348	107.7	1:23.718	(1)	101.31		11:47:50.074
15 -	28.153	105.5	23.135	120.9	19.730	122.4	13.486	107.8	1:24.504	(3)	100.36	0.786	11:49:14.578
16 -	28.277	105.5	23.155	122.0	19.734	109.8	13.861	109.2	1:25.027	99.75	1.309	11:50:39.605	
17 -	28.336	105.8	23.387	119.6	19.701	128.0	13.331	107.5	1:24.755	100.07	1.037	11:52:04.360	

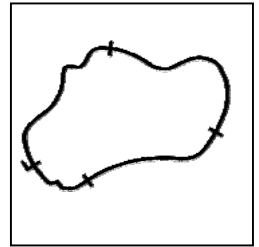
P21 77		Oliver MORGAN-EDWARDS				Aprilia RS660 - OME Racing							
IDEAL LAP TIME : 1:23.815		BEST LAP TIME : 1:24.375				DIFFERENCE : 0.560							
LAP	SECTOR 1	SECTOR 2		SECTOR 3		SECTOR 4		LAP TIME	MPH	DIFF	TIME OF DAY		
1 -	OUTLAP	99.4	24.901	112.5	20.147	111.6	14.160	105.0			11:28:08.056		
2 -	29.043	106.0	23.308	123.8	19.503	108.0	14.233	105.1	1:26.087	98.52	1.712	11:29:34.143	
3 -	29.562	105.8	23.260	123.8	19.366	116.1	14.212	106.0	1:26.400	98.16	2.025	11:31:00.543	
4 -	28.818	104.0	23.126	121.7	19.290	118.7	13.995	105.8	1:25.229	99.51	0.854	11:32:25.772	
5 -	28.715	105.6	23.408	121.5	19.566	117.3	14.127	104.3	1:25.816	98.83	1.441	11:33:51.588	
6 -	28.333	103.8	23.341	120.0	19.638	116.1	13.842	104.3	1:25.154	99.60	0.779	11:35:16.742	
7 -	28.302	104.0	23.326	117.9	19.711	113.7		IN PIT	1:24.577	P	100.28	0.202	11:36:41.319
8 -	OUTLAP	104.2	23.284	122.2	19.512	108.7	13.851	106.8	3:52.294	36.51	2:27.919	11:40:33.613	
9 -	28.680	104.3	23.271	121.1	19.262	117.1	13.739	105.3	1:24.952	99.84	0.577	11:41:58.565	
10 -	28.135	104.5	22.920	121.5	19.509	118.3	14.083	105.5	1:24.647	100.19	0.272	11:43:23.212	
11 -	28.621	104.3	23.379	121.3	19.841	118.9	13.609	103.7	1:25.450	99.25	1.075	11:44:48.662	
12 -	28.163	103.8	23.070	119.8	19.680	117.1		IN PIT	1:23.617	P	101.43		11:46:12.279
13 -	OUTLAP	103.4	23.301	116.7	19.668	117.3	13.664	105.5	1:40.784	84.15	16.409	11:47:53.063	
14 -	28.307	103.8	23.185	121.7	19.155	112.7	13.880	107.2	1:24.527	(2)	100.34	0.152	11:49:17.590
15 -	28.141	105.0	23.071	120.2	19.517	118.9	13.646	105.3	1:24.375	(1)	100.52		11:50:41.965
16 -	28.131	104.5	22.995	120.6	19.382	119.6	14.105	104.5	1:24.613	(3)	100.24	0.238	11:52:06.578

MCRCB BULLETIN TK135

2024 Bennetts British Superbike Championship - Round 7

2024 Pirelli National Sportbike with Moneybarn Vehicle Finance

QUALIFYING - SECTOR ANALYSIS



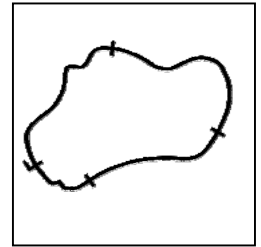
SECTOR 1 = FL to I1, SECTOR 2 = I1 to I2 SECTOR 3 = I2 to I3, SECTOR 4 = I3 to FL, DIFF = Difference To Personal Best Lap, P = Crossed Finish Line in Pit Lane, D = Time Disallowed

P22 44		Sam GREEN				Aprilia RS660 - Bruce Racing						
IDEAL LAP TIME : 1:24.045		BEST LAP TIME : 1:24.529				DIFFERENCE : 0.484						
LAP	SECTOR 1	SECTOR 2		SECTOR 3		SECTOR 4		LAP TIME	MPH	DIFF	TIME OF DAY	
1 -	OUTLAP	99.8	24.832	118.3	20.028	117.9	14.134	104.6			11:28:07.776	
2 -	29.852	104.3	23.794	122.9	19.553	121.3	15.753	93.5	4:28.952 D	95.35	4.423	11:29:36.728
3 -	29.716	104.5	23.631	118.1	19.402	116.7	13.793	108.2	1:26.542	98.00	2.013	11:31:03.270
4 -	28.715	106.1	23.363	121.7	19.499	122.6	13.559	107.0	1:25.136	99.62	0.607	11:32:28.406
5 -	28.650	104.6	23.320	120.4	19.607	118.9	13.533	108.5	1:25.110 (3)	99.65	0.581	11:33:53.516
6 -	28.770	102.4	23.444	119.8	19.766	116.1	13.900	107.7	1:25.880	98.76	1.351	11:35:19.396
7 -	29.428	101.2	24.107	117.7	20.402	94.1	IN PIT		1:28.834 P	95.47	4.305	11:36:48.230
8 -	OUTLAP	97.9	24.568	117.1	20.173	117.3	13.938	106.1	4:44.773	29.78	3:20.244	11:41:33.003
9 -	29.033	102.6	23.647	119.4	19.919	109.1	13.775	106.6	1:26.374	98.19	1.845	11:42:59.377
10 -	28.818	103.5	23.631	117.7	19.987	121.5	13.612	105.8	1:26.048	98.56	1.519	11:44:25.425
11 -	28.771	104.0	23.347	120.9	20.039	116.5	13.501	106.3	1:25.658	99.01	1.129	11:45:51.083
12 -	28.424	106.1	23.319	119.8	19.822	120.9	13.486	106.6	1:25.051 (2)	99.72	0.522	11:47:16.134
13 -	29.500	90.5	23.750	121.1	19.606	123.8	13.285	108.5	1:26.141	98.46	1.612	11:48:42.275
14 -	28.189	104.8	23.169	121.1	19.732	120.9	13.439	107.5	1:24.529 (1)	100.33		11:50:06.804
15 -	29.285	95.1	26.598	113.3	20.403	121.5	IN PIT		1:29.753 P	94.49	5.224	11:51:36.557

P23 29		Aaron DAYKIN				Aprilia RS660 - 929 Racing						
IDEAL LAP TIME : 1:24.183		BEST LAP TIME : 1:24.647				DIFFERENCE : 0.464						
LAP	SECTOR 1	SECTOR 2		SECTOR 3		SECTOR 4		LAP TIME	MPH	DIFF	TIME OF DAY	
1 -	OUTLAP	104.5	24.700	120.0	20.355	99.8	14.736	108.2			11:28:07.094	
2 -	29.571	106.1	23.438	121.7	19.411	108.4	14.318	108.2	1:26.738	97.78	2.091	11:29:33.832
3 -	29.580	105.3	23.065	124.5	19.498	113.5	14.368	107.3	1:26.511	98.04	1.864	11:31:00.343
4 -	28.526	106.1	22.559	123.5	19.298	120.6	14.264	103.8	1:24.647 (1)	100.19		11:32:24.990
5 -	28.643	104.8	22.949	120.4	19.222	117.9	13.876	106.6	1:24.690 (2)	100.14	0.043	11:33:49.680
6 -	28.789	105.0	23.536	116.3	19.978	111.1	IN PIT		1:26.182 P	98.41	1.535	11:35:15.862
7 -	OUTLAP	103.2	23.887	115.1	19.859	117.1	14.093	102.7	4:04.294	34.71	2:39.647	11:39:20.156
8 -	29.201	102.7	23.292	117.5	19.669	120.2	14.100	104.3	1:26.262	98.32	1.615	11:40:46.418
9 -	28.797	104.0	23.258	118.9	19.688	114.5	14.032	104.6	1:25.775	98.88	1.128	11:42:12.193
10 -	28.775	104.5	23.243	117.7	19.701	115.1	13.946	105.1	1:25.665	99.00	1.018	11:43:37.858
11 -	29.229	103.2	23.483	117.3	19.892	113.7	14.182	104.3	1:26.786	97.73	2.139	11:45:04.644
12 -	29.220	103.2	23.607	117.3	19.759	121.5	14.071	104.2	1:26.657	97.87	2.010	11:46:31.301
13 -	29.252	105.8	23.157	120.2	19.265	118.1	13.961	106.5	1:25.635	99.04	0.988	11:47:56.936
14 -	28.639	105.6	23.074	120.0	19.527	119.4	13.918	105.8	1:25.158 (3)	99.59	0.511	11:49:22.094
15 -	29.083	103.8	23.450	117.3	19.465	119.4	13.908	105.6	1:25.906	98.73	1.259	11:50:48.000
16 -	30.203	99.2	24.297	117.3	20.069	112.0	14.254	105.1	1:28.823	95.48	4.176	11:52:16.823

P24 6		Jack KNIGHTS				Aprilia RS660 - BlueMotion Racing						
IDEAL LAP TIME : 1:24.124		BEST LAP TIME : 1:24.913				DIFFERENCE : 0.789						
LAP	SECTOR 1	SECTOR 2		SECTOR 3		SECTOR 4		LAP TIME	MPH	DIFF	TIME OF DAY	
1 -	OUTLAP	102.4	24.826	122.2	20.536	108.5	14.663	105.6			11:28:10.002	
2 -	29.864	105.3	23.256	121.5	19.869	110.9	14.708	101.8	1:27.697	96.71	2.784	11:29:37.699
3 -	28.972	105.3	23.494	116.9	19.543	109.4	13.736	106.6	1:25.745	98.91	0.832	11:31:03.444
4 -	29.014	105.6	23.066	121.5	19.600	108.4	13.660	107.0	1:25.340	99.38	0.427	11:32:28.784
5 -	28.744	106.1	23.513	119.1	19.498	112.9	13.568	106.8	1:25.323	99.40	0.410	11:33:54.107
6 -	28.755	106.5	23.457	121.1	20.057	103.0	14.419	104.2	1:26.688	97.84	1.775	11:35:20.795
7 -	28.804	103.7	23.224	120.0	19.584	115.3	IN PIT		1:25.011 P	99.77	0.098	11:36:45.806
8 -	OUTLAP	103.8	23.249	119.6	19.611	110.1	13.810	107.5	3:47.515	37.27	2:22.602	11:40:33.321
9 -	28.768	105.0	23.197	119.6	19.494	111.8	13.971	106.5	1:25.430	99.28	0.517	11:41:58.751
10 -	28.750	103.0	23.038	120.2	19.950	113.5	13.585	107.0	1:25.323	99.40	0.410	11:43:24.074
11 -	28.348	104.2	22.958	120.0	19.856	111.6	13.751	104.0	1:24.913 (1)	99.88		11:44:48.987
12 -	28.975	101.5	23.370	119.8	19.417	112.5	13.665	105.5	1:25.427	99.28	0.514	11:46:14.414
13 -	28.794	103.2	23.070	117.5	19.616	113.5	13.579	106.0	1:25.059 (2)	99.71	0.146	11:47:39.473
14 -	28.808	100.9	23.379	118.1	19.486	117.7	13.401	106.6	1:25.074 (3)	99.69	0.161	11:49:04.547
15 -	29.150	101.3	23.456	117.7	19.627	114.7	13.866	98.1	1:26.099	98.50	1.186	11:50:30.646
16 -	29.835	100.3	23.843	116.9	20.718	103.4	IN PIT		1:27.688 P	96.72	2.775	11:51:58.334

QUALIFYING - SECTOR ANALYSIS



SECTOR 1 = FL to I1, SECTOR 2 = I1 to I2 SECTOR 3 = I2 to I3, SECTOR 4 = I3 to FL, DIFF = Difference To Personal Best Lap, P = Crossed Finish Line in Pit Lane, D = Time Disallowed

P25 61		Cameron HARRIS				Aprilia RS660 - Harris Racing / PW Gates						
IDEAL LAP TIME : 1:24.613		BEST LAP TIME : 1:25.169				DIFFERENCE : 0.556						
LAP	SECTOR 1	SECTOR 2		SECTOR 3		SECTOR 4		LAP TIME	MPH	DIFF	TIME OF DAY	
1 -	OUTLAP	100.3	24.532	120.6	20.265	115.5	14.599	105.1			11:28:05.446	
2 -	29.761	104.8	23.553	120.9	19.718	119.8	14.434	104.5	1:27.466	96.97	2.297	11:29:32.912
3 -	28.593	103.8	23.490	122.2	19.959	119.6	13.804	106.1	1:25.846	98.80	0.677	11:30:58.758
4 -	29.124	105.6	23.546	120.2	20.098	119.1	13.875	106.3	1:26.643	97.89	1.474	11:32:25.401
5 -	28.886	104.0	23.190	120.2	19.985	120.4	14.275	104.3	1:26.336	98.23	1.167	11:33:51.737
6 -	28.614	104.0	23.222	120.4	20.130	117.1	13.832	105.0	1:25.798 (3)	98.85	0.629	11:35:17.535
7 -	28.475	105.1	23.368	116.9	20.113	120.4	13.553	106.0	1:25.509 (2)	99.18	0.340	11:36:43.044
8 -	28.423	104.0	23.496	117.3	20.358	119.8	13.553	106.6	1:25.830	98.81	0.661	11:38:08.874
9 -	28.235	103.4	23.107	117.5	20.140	116.7	13.687	105.6	1:25.169 (1)	99.58		11:39:34.043
10 -	28.807	103.2	23.842	117.5	20.668	110.0	13.915	103.5	1:27.232	97.23	2.063	11:41:01.275
11 -	28.557	103.0	23.482	115.9	21.006	105.1	IN PIT		1:26.943 P	97.55	1.774	11:42:28.218
12 -	OUTLAP	103.8	23.523	121.3	19.735	115.1	14.302	104.6	2:31.211	56.09	1:06.042	11:44:59.429
13 -	29.370	101.9	23.978	117.7	20.524	118.3	13.808	104.5	1:27.680	96.73	2.511	11:46:27.109
14 -	36.146	101.9	24.029	114.3	20.179	122.4	14.144	104.5	1:34.498	89.75	9.329	11:48:01.607
15 -	29.447	101.9	23.838	115.9	20.923	107.2	IN PIT		1:27.460 P	96.97	2.291	11:49:29.067
16 -	OUTLAP	99.2	24.200	115.1	20.469	118.5	13.722	105.8	2:55.256	48.39	1:30.087	11:52:24.323

P26 69		Joshua PROUDFOOT				Yamaha YZF-R7 - Rev2Race Yamaha						
IDEAL LAP TIME : 1:25.188		BEST LAP TIME : 1:25.504				DIFFERENCE : 0.316						
LAP	SECTOR 1	SECTOR 2		SECTOR 3		SECTOR 4		LAP TIME	MPH	DIFF	TIME OF DAY	
1 -	OUTLAP	102.6	24.448	114.9	20.206	128.3	14.511	102.2			11:28:58.805	
2 -	28.973	104.6	23.781	118.3	19.679	122.2	14.093	106.1	1:26.526	98.02	1.022	11:30:25.331
3 -	29.174	105.1	23.605	118.7	19.702	124.5	13.957	105.5	1:26.438	98.12	0.934	11:31:51.769
4 -	28.833	104.8	23.683	116.5	19.935	119.8	14.093	105.5	1:26.544	98.00	1.040	11:33:18.313
5 -	28.867	104.5	23.688	116.5	19.868	125.9	13.805	106.3	1:26.228	98.36	0.724	11:34:44.541
6 -	29.335	102.4	23.885	116.1	20.009	118.3	IN PIT		1:26.820 P	97.69	1.316	11:36:11.361
7 -	OUTLAP	101.6	23.934	119.4	19.968	125.4	13.807	106.0	2:52.945	49.04	1:27.441	11:39:04.306
8 -	29.026	103.0	23.573	117.3	19.829	120.6	13.873	106.3	1:26.301	98.27	0.797	11:40:30.607
9 -	28.715	102.4	23.500	119.1	19.721	120.9	13.880	106.5	1:25.816	98.83	0.312	11:41:56.423
10 -	28.950	104.0	23.304	119.8	19.935	117.3	14.109	106.6	1:26.298	98.28	0.794	11:43:22.721
11 -	28.907	103.8	23.527	118.7	20.192	105.8	14.089	107.2	1:26.715	97.81	1.211	11:44:49.436
12 -	28.962	103.2	23.336	121.7	19.474	114.9	13.766	107.0	1:25.538 (3)	99.15	0.034	11:46:14.974
13 -	28.802	103.4	23.448	118.5	19.705	118.5	13.806	106.5	1:25.761	98.89	0.257	11:47:40.735
14 -	28.788	102.7	23.518	121.3	19.523	119.8	13.695	106.5	1:25.524 (2)	99.17	0.020	11:49:06.259
15 -	28.766	104.0	23.430	119.8	19.586	124.9	13.722	107.0	1:25.504 (1)	99.19		11:50:31.763
16 -	28.957	102.6	24.317	117.1	20.052	111.1	14.481	105.3	1:27.807	96.59	2.303	11:51:59.570

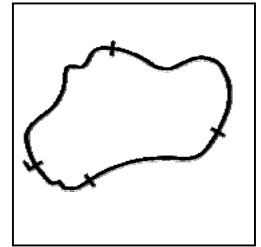
P27 66		Katie HAND				Triumph Daytona 660 - MIH Solutions / Macadam Racing Triumph						
IDEAL LAP TIME : 1:25.261		BEST LAP TIME : 1:25.622				DIFFERENCE : 0.361						
LAP	SECTOR 1	SECTOR 2		SECTOR 3		SECTOR 4		LAP TIME	MPH	DIFF	TIME OF DAY	
1 -	OUTLAP	102.9	24.758	117.7	20.046	109.6	14.353	108.4			11:28:04.819	
2 -	29.969	106.1	23.688	123.5	19.734	110.0	14.847	103.4	1:28.238	96.12	2.616	11:29:33.057
3 -	29.723	107.0	23.479	122.9	19.466	117.1	14.312	107.2	1:26.980	97.51	1.358	11:31:00.037
4 -	29.797	106.6	23.402	124.5	19.322	115.1	13.957	110.7	1:26.478	98.07	0.856	11:32:26.515
5 -	29.339	106.3	23.469	122.9	19.550	120.2	13.911	109.4	1:26.269	98.31	0.647	11:33:52.784
6 -	29.196	106.1	23.501	121.3	19.626	117.7	14.086	109.1	1:26.409	98.15	0.787	11:35:19.193
7 -	29.672	105.3	23.634	120.2	19.729	118.9	13.976	108.5	1:27.011	97.47	1.389	11:36:46.204
8 -	29.341	106.0	23.600	120.6	19.736	122.4	13.956	108.0	1:26.633	97.90	1.011	11:38:12.837
9 -	29.292	105.8	23.562	120.9	19.881	117.5	13.983	108.2	1:26.718	97.80	1.096	11:39:39.555
10 -	29.701	105.0	24.026	119.4	20.506	109.1	IN PIT		1:28.115 P	96.25	2.493	11:41:07.670
11 -	OUTLAP	105.6	23.666	121.3	19.689	114.7	14.137	107.7	3:51.336	36.66	2:25.714	11:44:59.006
12 -	29.143	106.8	23.164	124.9	19.461	120.9	13.854	108.0	1:25.622 (1)	99.05		11:46:24.628
13 -	29.045	106.3	23.280	120.6	19.699	117.9	14.031	108.5	1:26.055	98.56	0.433	11:47:50.683
14 -	28.945	106.6	23.631	120.6	19.734	117.7	13.896	109.4	1:26.206	98.38	0.584	11:49:16.889
15 -	29.242	106.8	23.351	124.2	19.299	120.9	13.853	109.1	1:25.745 (2)	98.91	0.123	11:50:42.634
16 -	29.028	106.3	23.363	122.6	19.684	118.1	13.904	109.4	1:25.979 (3)	98.64	0.357	11:52:08.613

MCRCB BULLETIN TK135

2024 Bennetts British Superbike Championship - Round 7

2024 Pirelli National Sportbike with Moneybarn Vehicle Finance

QUALIFYING - SECTOR ANALYSIS



SECTOR 1 = FL to I1, SECTOR 2 = I1 to I2 SECTOR 3 = I2 to I3, SECTOR 4 = I3 to FL, DIFF = Difference To Personal Best Lap, P = Crossed Finish Line in Pit Lane, D = Time Disallowed

P28 18		Jodie FIELDHOUSE				Aprilia - Go Pink Racing						
IDEAL LAP TIME : 1:25.504		BEST LAP TIME : 1:26.198				DIFFERENCE : 0.694						
LAP	SECTOR 1	SECTOR 2		SECTOR 3		SECTOR 4		LAP TIME	MPH	DIFF	TIME OF DAY	
1 -	OUTLAP	100.6	25.167	120.0	20.077	109.2	14.977	104.8			11:28:09.452	
2 -	30.661	104.8	23.891	122.4	19.678	112.9	14.212	105.0	1:28.442	95.90	2.244	11:29:37.894
3 -	29.583	106.3	23.616	123.1	19.336	116.9	14.015	107.0	1:26.550	97.99	0.352	11:31:04.444
4 -	29.319	104.8	23.917	120.6	19.716	119.1	14.072	106.5	1:27.024	97.46	0.826	11:32:31.468
5 -	29.284	103.2	23.729	120.4	19.594	122.2	13.944	107.2	1:26.551	97.99	0.353	11:33:58.019
6 -	29.059	104.3	23.970	119.4	19.499	112.0	13.995	107.5	1:26.523	98.02	0.325	11:35:24.542
7 -	28.918	105.3	23.453	120.0	19.692	115.7	14.135	106.5	1:26.198 (1)	98.39		11:36:50.740
8 -	29.111	103.5	23.554	118.5	20.124	115.3	14.095	106.0	1:26.884	97.61	0.686	11:38:17.624
9 -	28.877	104.3	23.641	119.4	19.946	118.1	13.976	106.6	1:26.440	98.12	0.242	11:39:44.064
10 -	28.975	102.4	23.725	119.4	19.928	118.9	IN PIT		1:26.693	P	0.495	11:41:10.757
11 -	OUTLAP	101.6	23.918	119.1	20.439	110.7	14.324	105.8	3:23.824	41.61	1:57.626	11:44:34.581
12 -	33.659	102.2	23.874	119.1	20.153	109.4	14.367	105.6	1:32.053	92.13	5.855	11:46:06.634
13 -	29.480	100.7	23.766	118.7	20.199	114.9	14.009	106.6	1:27.454	96.98	1.256	11:47:34.088
14 -	29.211	103.5	23.774	119.8	19.864	118.1	13.974	106.5	1:26.823	97.68	0.625	11:49:00.911
15 -	29.188	102.7	23.597	120.0	19.763	120.9	13.838	106.6	1:26.386	(2)	0.188	11:50:27.297
16 -	29.065	102.9	23.486	119.6	19.885	118.7	13.984	106.3	1:26.420	(3)	0.222	11:51:53.717

MCRCB BULLETIN TK136

2024 Bennetts British Superbike Championship - Round 7

2024 Pirelli National Sportbike with Moneybarn Vehicle Finance

QUALIFYING - BEST SECTORS

SECTOR 1				SECTOR 2				SECTOR 3				SECTOR 4				IDEAL / BEST COMPARISON			
POS	NO	NAME	TIME	NO	NAME	TIME	NO	NAME	TIME	NO	NAME	TIME	POS	NO	NAME	IDEAL	BEST	DIFF	
															PERFECT LAP	1:19.917			
1	8	BARNES	26.958	47	COOPER	21.726	17	SHELTON	18.348	8	BARNES	12.885	1	47	COOPER	1:20.121	1:20.261	0.140	
2	17	SHELTON	26.959	25	STRUDWI	21.772	47	COOPER	18.457	47	COOPER	12.913	2	13	COLOMBI	1:20.278	1:20.513	0.235	
3	13	COLOMBI	26.968	34	SILVEST	21.883	13	COLOMBI	18.473	25	STRUDWI	12.927	3	25	STRUDWICK	1:20.317	1:20.597	0.280	
4	34	SILVEST	26.983	13	COLOMBI	21.889	25	STRUDWI	18.506	13	COLOMBI	12.948	4	17	SHELTON	1:20.317	1:20.448	0.131	
5	47	COOPER	27.025	8	BARNES	21.925	8	BARNES	18.555	17	SHELTON	12.966	5	8	BARNES	1:20.323	1:20.697	0.374	
6	76	STEPHEN	27.102	76	STEPHEN	22.008	76	STEPHEN	18.560	55	DESSOY	12.966	6	76	STEPHENSON	1:20.671	1:20.771	0.100	
7	25	STRUDWI	27.112	17	SHELTON	22.044	55	DESSOY	18.599	76	STEPHEN	13.001	7	34	SILVESTER	1:20.768	1:21.099	0.331	
8	55	DESSOY	27.319	51	BANHAM	22.168	51	BANHAM	18.710	34	SILVEST	13.032	8	55	DESSOY	1:21.060	1:21.150	0.090	
9	28	DAVIDSO	27.422	55	DESSOY	22.176	28	DAVIDSO	18.785	51	BANHAM	13.079	9	28	DAVIDSON	1:21.508	1:21.684	0.176	
10	74	SMART-W	27.533	28	DAVIDSO	22.213	34	SILVEST	18.870	28	DAVIDSO	13.088	10	51	BANHAM	1:21.509	1:21.641	0.132	
11	51	BANHAM	27.552	20	MUIR	22.268	85	MARTIN	18.944	74	SMART-W	13.178	11	74	SMART-WEEDEN	1:22.361	1:22.520	0.159	
12	73	FAGAN	27.672	85	MARTIN	22.433	11	O'REILL	19.059	56	ATKINS	13.179	12	85	MARTIN	1:22.470	1:22.518	0.048	
13	56	ATKINS	27.746	29	DAYKIN	22.559	74	SMART-W	19.066	85	MARTIN	13.194	13	20	MUIR	1:22.749	1:23.449	0.700	
14	23	ELLIS	27.757	67	STEPHEN	22.580	67	STEPHEN	19.102	60	DOCHERT	13.232	14	60	DOCHERTY	1:22.885	1:23.282	0.397	
15	60	DOCHERT	27.839	74	SMART-W	22.584	56	ATKINS	19.148	67	STEPHEN	13.276	15	56	ATKINS	1:22.907	1:23.089	0.182	
16	85	MARTIN	27.899	11	O'REILL	22.623	77	MORGAN-	19.155	20	MUIR	13.284	16	67	STEPHENSON	1:22.963	1:23.129	0.166	
17	67	STEPHEN	28.005	60	DOCHERT	22.630	4	SMITH	19.180	44	GREEN	13.285	17	23	ELLIS	1:23.192	1:23.640	0.448	
18	20	MUIR	28.016	73	FAGAN	22.647	20	MUIR	19.181	4	SMITH	13.331	18	73	FAGAN	1:23.215	1:23.220	0.005	
19	4	SMITH	28.076	23	ELLIS	22.696	60	DOCHERT	19.184	11	O'REILL	13.337	19	11	O'REILLY	1:23.237	1:23.687	0.450	
20	77	MORGAN-	28.131	56	ATKINS	22.834	29	DAYKIN	19.222	73	FAGAN	13.377	20	4	SMITH	1:23.634	1:23.718	0.084	
21	44	GREEN	28.189	77	MORGAN-	22.920	23	ELLIS	19.286	6	KNIGHTS	13.401	21	77	MORGAN-EDWARDS	1:23.815	1:24.375	0.560	
22	11	O'REILL	28.218	6	KNIGHTS	22.958	66	HAND	19.299	23	ELLIS	13.453	22	44	GREEN	1:24.045	1:24.529	0.484	
23	61	HARRIS	28.235	4	SMITH	23.047	18	FIELDHO	19.336	61	HARRIS	13.553	23	6	KNIGHTS	1:24.124	1:24.913	0.789	
24	6	KNIGHTS	28.348	61	HARRIS	23.107	44	GREEN	19.402	77	MORGAN-	13.609	24	29	DAYKIN	1:24.183	1:24.647	0.464	
25	29	DAYKIN	28.526	66	HAND	23.164	6	KNIGHTS	19.417	69	PROUDFO	13.695	25	61	HARRIS	1:24.613	1:25.169	0.556	
26	69	PROUDFO	28.715	44	GREEN	23.169	69	PROUDFO	19.474	18	FIELDHO	13.838	26	69	PROUDFOOT	1:25.188	1:25.504	0.316	
27	18	FIELDHO	28.877	69	PROUDFO	23.304	73	FAGAN	19.519	66	HAND	13.853	27	66	HAND	1:25.261	1:25.622	0.361	
28	66	HAND	28.945	18	FIELDHO	23.453	61	HARRIS	19.718	29	DAYKIN	13.876	28	18	FIELDHOUSE	1:25.504	1:26.198	0.694	

MCRCB BULLETIN TK137**2024 Bennetts British Superbike Championship - Round 7****2024 Pirelli National Sportbike with Moneybarn Vehicle Finance****QUALIFYING - BEST SPEEDS**

POS	INTERMEDIATE 1			INTERMEDIATE 2			INTERMEDIATE 3			FINISH LINE		
	NO	NAME	MPH	NO	NAME	MPH	NO	NAME	MPH	NO	NAME	MPH
1	25	STRUDWICK	111.1	47	COOPER	131.5	13	COLOMBI	135.5	25	STRUDWICK	112.4
2	47	COOPER	110.9	25	STRUDWICK	130.3	55	DESSOY	134.2	47	COOPER	112.2
3	17	SHELTON	110.1	51	BANHAM	128.8	17	SHELTON	133.6	13	COLOMBI	111.4
4	55	DESSOY	110.1	34	SILVESTER	128.3	25	STRUDWICK	133.6	17	SHELTON	111.1
5	13	COLOMBI	110.0	17	SHELTON	126.8	28	DAVIDSON	132.8	76	STEPHENSON	111.1
6	76	STEPHENSON	110.0	13	COLOMBI	126.3	47	COOPER	132.6	66	HAND	110.7
7	34	SILVESTER	110.0	76	STEPHENSON	126.3	8	BARNES	132.1	51	BANHAM	110.1
8	28	DAVIDSON	110.0	28	DAVIDSON	126.1	76	STEPHENSON	132.1	28	DAVIDSON	110.1
9	8	BARNES	109.4	74	SMART-WEEDEN	125.4	34	SILVESTER	131.8	8	BARNES	110.0
10	51	BANHAM	109.4	20	MUIR	125.4	60	DOCHERTY	130.8	74	SMART-WEEDEN	110.0
11	74	SMART-WEEDEN	108.2	8	BARNES	124.9	51	BANHAM	130.5	34	SILVESTER	109.8
12	85	MARTIN	108.0	66	HAND	124.9	85	MARTIN	129.5	85	MARTIN	109.8
13	20	MUIR	107.7	29	DAYKIN	124.5	69	PROUDFOOT	128.3	55	DESSOY	109.2
14	4	SMITH	107.7	85	MARTIN	124.2	4	SMITH	128.0	4	SMITH	109.2
15	67	STEPHENSON	107.3	23	ELLIS	124.0	56	ATKINS	127.5	23	ELLIS	109.1
16	23	ELLIS	107.2	77	MORGAN-EDWARDS	123.8	67	STEPHENSON	127.3	56	ATKINS	108.5
17	56	ATKINS	107.0	4	SMITH	123.1	23	ELLIS	126.1	44	GREEN	108.5
18	11	O'REILLY	107.0	18	FIELDHOUSE	123.1	20	MUIR	125.9	29	DAYKIN	108.2
19	66	HAND	107.0	44	GREEN	122.9	11	O'REILLY	124.9	20	MUIR	107.8
20	6	KNIGHTS	106.5	55	DESSOY	122.6	44	GREEN	123.8	67	STEPHENSON	107.7
21	18	FIELDHOUSE	106.3	56	ATKINS	122.6	61	HARRIS	122.4	6	KNIGHTS	107.5
22	60	DOCHERTY	106.1	11	O'REILLY	122.6	66	HAND	122.4	18	FIELDHOUSE	107.5
23	44	GREEN	106.1	6	KNIGHTS	122.2	18	FIELDHOUSE	122.2	11	O'REILLY	107.3
24	29	DAYKIN	106.1	61	HARRIS	122.2	73	FAGAN	122.0	77	MORGAN-EDWARDS	107.2
25	77	MORGAN-EDWARDS	106.0	60	DOCHERTY	122.0	29	DAYKIN	121.5	69	PROUDFOOT	107.2
26	61	HARRIS	105.6	69	PROUDFOOT	121.7	77	MORGAN-EDWARDS	119.6	60	DOCHERTY	106.6
27	69	PROUDFOOT	105.1	67	STEPHENSON	121.5	74	SMART-WEEDEN	119.4	61	HARRIS	106.6
28	73	FAGAN	104.8	73	FAGAN	119.6	6	KNIGHTS	117.7	73	FAGAN	104.6

MCRCB BULLETIN TK138

2024 Bennetts British Superbike Championship - Round 7

2024 Pirelli National Sportbike with Moneybarn Vehicle Finance

QUALIFYING - STATISTICS

Competitors Started	28
Planned Start	2024-08-10 @ 11:25:00.000
Actual Start	2024-08-10 @ 11:26:30.570
Finish Time	2024-08-10 @ 11:51:30.570
Track Length	2.3560mi.
Total Laps	438
Total Distance Covered	1031.9295mi.

Session Fastest Lap History

NO	NAME	LAP TIME	TIME OF DAY	LAP	VEHICLE
17	Zak SHELTON	1:23.808	11:29:24.364	2	Aprilia RS660
28	Alfie DAVIDSON	1:22.830	11:29:25.745	2	Aprilia RS660
55	Harrison DESSOY	1:21.963	11:29:40.137	2	Yamaha YZF-R7
8	Ash BARNES	1:21.527	11:30:15.778	2	Yamaha YZF-R7
13	Edoardo COLOMBI	1:21.106	11:30:49.995	3	Aprilia RS660
47	Richard COOPER	1:20.983	11:30:51.852	3	Triumph Daytona 660
47	Richard COOPER	1:20.643	11:36:22.169	7	Triumph Daytona 660
13	Edoardo COLOMBI	1:20.513	11:40:02.413	9	Aprilia RS660
47	Richard COOPER	1:20.261	11:43:50.824	10	Triumph Daytona 660

Flag History

TYPE	TIME OF DAY
GREEN	11:26:30.570
FINISH	11:51:30.570

Flag Statistics

TYPE	COUNT	TOTAL LAPS	TOTAL TIME
Green	1	17	28:09.511
Red	0	0	0.000
Safety Car	0	0	0.000
FCY	0	0	0.000

MCRCB BULLETIN TK139

2024 Bennetts British Superbike Championship - Round 7

2024 Pirelli National Sportbike with Moneybarn Vehicle Finance

QUALIFYING - SESSION NOTES

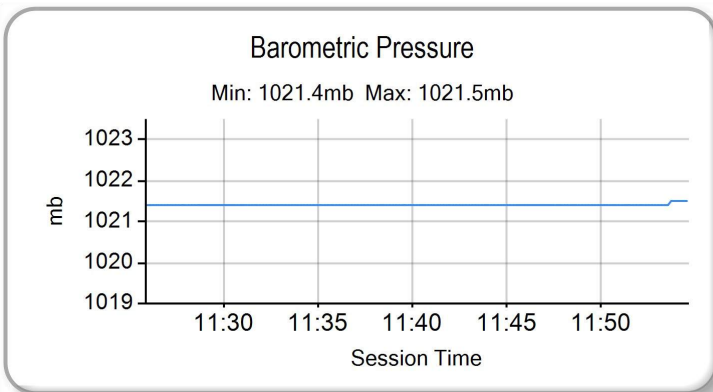
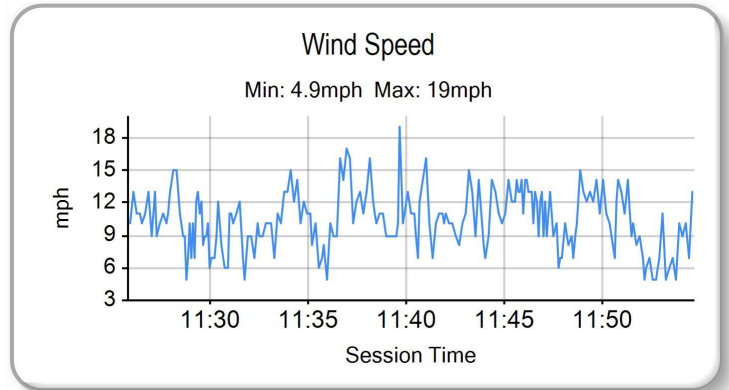
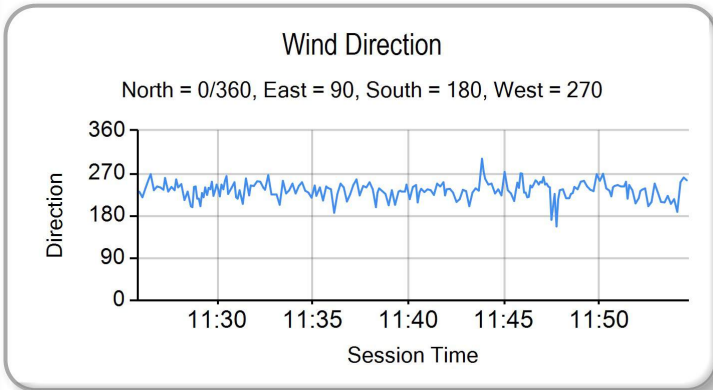
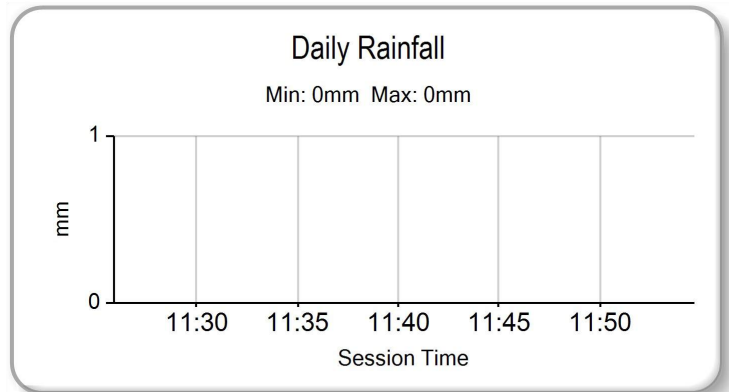
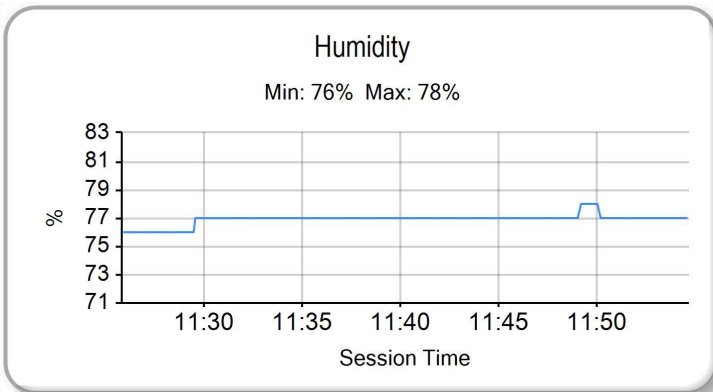
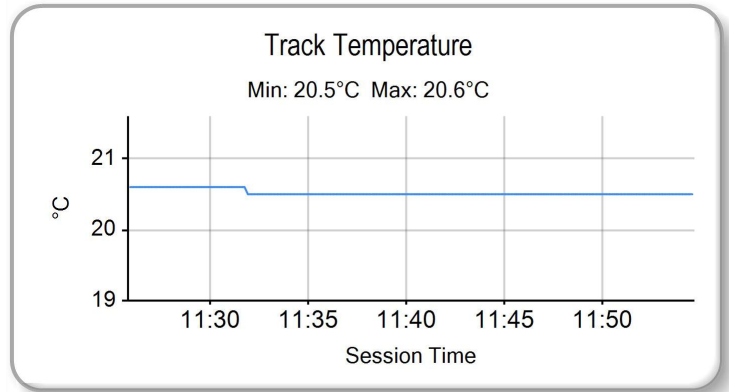
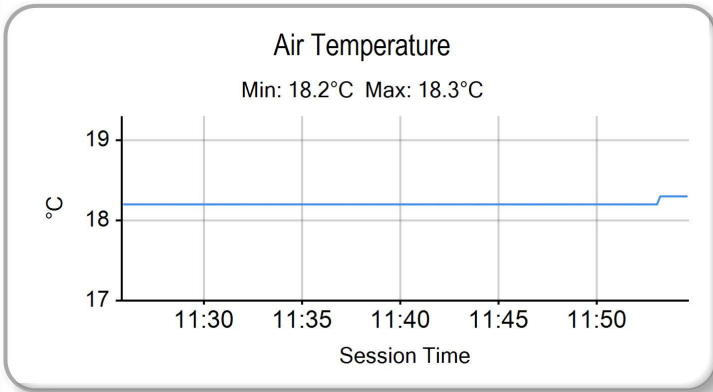
TIME	MESSAGE
11:29:54	NO. 44 - EXCEEDED TRACK LIMITS AT TURN 13/14 - LAP TIME CANCELLED
11:31:19	NO. 60 - COURSE CUT AT TURN 12/13/14 - LAP TIME CANCELLED
11:32:19	NO. 47 - COURSE CUT AT TURN 12/13/14 - LAP TIME CANCELLED
11:34:39	#73 - NO WORKING TRANSPONDER
11:48:05	NO. 56 - COURSE CUT AT TURN 12/13/14 - LAP TIME CANCELLED

MCRCB BULLETIN TK140

2024 Bennetts British Superbike Championship - Round 7

2024 Pirelli National Sportbike with Moneybarn Vehicle Finance

QUALIFYING - WEATHER CONDITIONS





ROW 10			28	18	Jodie FIELDHOUSE	1:26.198							
ROW 9	27	66	Katie HAND	1:25.622	26	69	Joshua PROUDFOOT	1:25.504	25	61	Cameron HARRIS	1:25.169	
ROW 8	24	6	Jack KNIGHTS	1:24.913	23	29	Aaron DAYKIN	1:24.647	22	44	Sam GREEN	1:24.529	
ROW 7		21	77	Oliver MORGAN-EDWARDS	1:24.375	20	4	Jack SMITH	1:23.718	19	11	Sean O'REILLY	1:23.687
ROW 6	18	23	Joe ELLIS	1:23.640	17	20	Jack MUIR	1:23.449	16	60	Lennon DOCHERTY	1:23.282	
ROW 5		15	73	Al FAGAN	1:23.220	14	67	Jacob STEPHENSON	1:23.129	13	56	Charlie ATKINS	1:23.089
ROW 4	12	74	Finn SMART-WEEDEN	1:22.520	11	85	Jayden MARTIN	1:22.518	10	28	Alfie DAVIDSON	1:21.684	
ROW 3		9	51	Rossi BANHAM	1:21.641	8	55	Harrison DESSOY	1:21.150	7	34	Aaron SILVESTER	1:21.099
ROW 2	6	76	Rhys STEPHENSON	1:20.771	5	8	Ash BARNES	1:20.697	4	25	Thomas STRUDWICK	1:20.597	
ROW 1		3	13	Edoardo COLOMBI	1:20.513	2	17	Zak SHELTON	1:20.448	1	47	Richard COOPER	1:20.261
Pole													

These results are provisional until the conclusion of any judicial and technical matters.

Thruxton: 2.3560 miles

Race Director: Stuart Higgs

Stewards:

Timekeeper: Richard Evans

S. Higgs

R. EVANS



Digitally Approved at 12:02 Saturday, 10 August 2024

Digitally Approved at 12:01 Saturday, 10 August 2024

Results can be found at www.tsl-timing.com

Printed - 11:57 Saturday, 10 August 2024





RACE 1 - CLASSIFICATION

Race Distance: 12 Laps / 28.27 miles

POS	NO	NAME	NAT	ENTRY	LAPS	TIME	GAP	DIFF	MPH	BEST	ON	GRD	↑↓
1	47	Richard COOPER	GBR	Triumph Daytona 660 - PHR Performance Triumph	12	16:15.821			104.30	1:20.587	3	1	0
2	25	Thomas STRUDWICK	GBR	Triumph Daytona 660 - TS Racing	12	16:16.056	0.235	0.235	104.27	1:20.662	7	4	2
3	13	Edoardo COLOMBI	ITA	Aprilia RS660 - Gradara Corse Asd	12	16:16.211	0.390	0.155	104.25	1:20.507	3	3	0
4	55	Harrison DESSOY	GBR	Yamaha YZF-R7 - Rev2Race Yamaha	12	16:16.303	0.482	0.092	104.24	1:20.431	4	8	4
5	8	Ash BARNES	GBR	Yamaha YZF-R7 - Raceways Yamaha	12	16:16.466	0.645	0.163	104.23	1:20.509	7	5	0
6	34	Aaron SILVESTER	GBR	Triumph Daytona 660 - MIH Solutions / Macadam Racing Tri	12	16:16.825	1.004	0.359	104.19	1:20.768	7	7	1
7	76	Rhys STEPHENSON	GBR	Triumph Daytona 660 - Rocket Racing	12	16:16.884	1.063	0.059	104.18	1:20.768	7	6	-1
8	28	Alfie DAVIDSON	GBR	Aprilia RS660 - IN Competition / SENCAT Aprilia	12	16:30.003	14.182	13.119	102.80	1:21.355	3	10	2
9	85	Jayden MARTIN	AUS	Triumph Daytona 660 - MIH Solutions / Macadam Racing Tri	12	16:36.548	20.727	6.545	102.13	1:22.023	2	11	2
10	51	Rossi BANHAM	GBR	Yamaha YZF-R7 - RB Racing	12	16:36.775	20.954	0.227	102.10	1:22.162	7	9	-1
11	20	Jack MUIR	GBR	Aprilia RS660 - Jack Muir Racing	12	16:46.220	30.399	9.445	101.15	1:23.044	6	17	6
12	67	Jacob STEPHENSON	GBR	Yamaha YZF-R7 - Rev2Race Yamaha	12	16:47.136	31.315	0.916	101.05	1:22.182	2	14	2
13	23	Joe ELLIS	GBR	Aprilia RS660 - JPR	12	16:47.568	31.747	0.432	101.01	1:22.587	3	18	5
14	73	AI FAGAN	GBR	Triumph Daytona 660 - Macadam Triumph Racing	12	16:47.670	31.849	0.102	101.00	1:23.022	4	15	1
15	60*	Lennon DOCHERTY	GBR	Kawasaki Ninja 650 - Syncirrus Motorsport	12	16:48.620	32.799	0.950	100.90	1:22.783	3	16	1
16	56*	Charlie ATKINS	GBR	Kawasaki Ninja 650 - Syncirrus Motorsport	12	16:49.848	34.027	1.228	100.78	1:22.664	2	13	-3
17	44	Sam GREEN	GBR	Aprilia RS660 - Bruce Racing	12	17:07.765	51.944	17.917	99.02	1:24.268	5	22	5
18	77	Oliver MORGAN-EDWARDS	GBR	Aprilia RS660 - OME Racing	12	17:07.852	52.031	0.087	99.02	1:24.104	2	21	3
19	4	Jack SMITH	GBR	Aprilia RS660 - Woodland Racing	12	17:07.858	52.037	0.006	99.02	1:24.787	4	20	1
20	61	Cameron HARRIS	GBR	Aprilia RS660 - Harris Racing / PW Gates	12	17:10.167	54.346	2.309	98.79	1:24.633	3	25	5
21	29	Aaron DAYKIN	GBR	Aprilia RS660 - 929 Racing	12	17:11.589	55.768	1.422	98.66	1:24.503	2	23	2
22	66	Katie HAND	GBR	Triumph Daytona 660 - MIH Solutions / Macadam Racing Tri	12	17:17.421	1:01.600	5.832	98.10	1:25.380	7	27	5
23	69	Joshua PROUDFOOT	GBR	Yamaha YZF-R7 - Rev2Race Yamaha	12	17:17.613	1:01.792	0.192	98.08	1:25.144	9	26	3
24	6	Jack KNIGHTS	GBR	Aprilia RS660 - BlueMotion Racing	12	17:17.819	1:01.998	0.206	98.07	1:25.211	9	24	0

NOT CLASSIFIED

DNF	74*	Finn SMART-WEEDEN	GBR	Aprilia RS660 - Definitive Racing	11	15:15.530	1 Lap	1 Lap	101.90	1:21.836	2	12	
DNF	11	Sean O'REILLY	GBR	Aprilia RS660 - Moto Muzzi Racing Aprilia	2	2:57.887	10 Laps	9 Laps	95.35	1:24.615	2	19	
DNF	18	Jodie FIELDHOUSE	GBR	Aprilia - Go Pink Racing	1	1:33.750	11 Laps	1 Lap	90.46			28	

NOT STARTED

NS	17	Zak SHELTON	GBR	Aprilia RS660 - XMT Racing								2	
----	----	-------------	-----	----------------------------	--	--	--	--	--	--	--	---	--

FASTEST LAP

55	Harrison DESSOY	GBR	Yamaha YZF-R7 - Rev2Race Yamaha	4	1:20.431			105.45 mph		169.70 kph			
----	-----------------	-----	---------------------------------	---	----------	--	--	------------	--	------------	--	--	--

Comments:

#60 - 2 Second penalty - Course Cut T12/13/14 - Lap 2
 #74 - 2 Second penalty - Course Cut T12/13/14 - Lap 3
 #56 - 2 Second penalty - Course Cut T12/13/14 - Lap 10

Establishes Lap Record

Weather / Track : Cloudy / Dry

These results are provisional until the conclusion of any judicial and technical matters.

Date: 10/08/2024 Start: 17:27 Finish: 17:43

Thruxton: 2.3560 miles


Race Director: Stuart Higgs

Stewards:

Timekeeper: Richard Evans

S. Higgs

R. EVANS



Digitally Approved at 18:16 Saturday, 10 August 2024

Digitally Approved at 18:08 Saturday, 10 August 2024

Results can be found at www.tsl-timing.com

Printed - 17:54 Saturday, 10 August 2024



MCRCB BULLETIN TK245

2024 Bennetts British Superbike Championship - Round 7

2024 Pirelli National Sportbike with Moneybarn Vehicle Finance

RACE 1 - LAP CHART

20	30.399	1:23.464
60	30.799	1:23.453
67	31.315	1:23.447
23	31.747	1:23.475
73	31.849	1:23.406
56	32.027	1:23.396
44	51.944	1:25.663
77	52.031	1:25.641
4	52.037	1:24.880
61	54.346	1:27.727
29	55.768	1:25.632
66	1:01.600	1:25.701
69	1:01.792	1:25.254
6	1:01.998	1:25.696

MCRCB BULLETIN TK246

2024 Bennetts British Superbike Championship - Round 7

2024 Pirelli National Sportbike with Moneybarn Vehicle Finance

RACE 1 - POSITION CHART

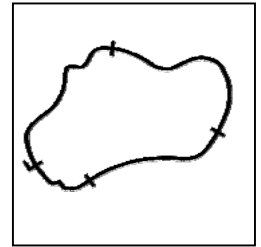
No	Name	Lap												
		Pos	1	2	3	4	5	6	7	8	9	10	11	12
47	COOPER	1	47	13	13	47	47	13	47	13	47	47	47	47
17	SHELTON	2	13	47	47	13	13	47	8	8	13	13	13	25
13	COLOMBI	3	25	8	25	25	25	8	13	47	8	8	25	13
25	STRUDWICK	4	8	25	8	34	34	25	25	25	25	25	34	55
8	BARNES	5	76	34	34	8	8	34	34	34	34	55	8	8
76	STEPHENSON	6	34	76	76	76	76	55	55	55	55	34	55	34
34	SILVESTER	7	55	55	55	55	55	76	76	76	76	76	76	76
55	DESSOY	8	51	28	28	28	28	28	28	28	28	28	28	28
51	BANHAM	9	28	51	74	74	74	74	74	74	74	51	51	85
28	DAVIDSON	10	74	74	51	51	85	85	85	51	51	74	74	51
85	MARTIN	11	85	85	85	85	51	51	51	85	85	85	85	20
74	SMART-WEEDEN	12	56	56	67	67	67	60	60	60	60	60	20	60
56	ATKINS	13	60	67	56	56	56	67	67	23	23	20	60	67
67	STEPHENSON	14	67	60	60	60	60	56	56	56	20	23	67	23
73	FAGAN	15	20	20	23	23	23	23	23	67	67	67	23	73
60	DOCHERTY	16	23	23	20	20	20	20	20	20	56	73	73	56
20	MUIR	17	73	73	73	73	73	73	73	73	73	56	56	44
23	ELLIS	18	77	77	77	77	44	44	77	77	61	77	44	77
11	O'REILLY	19	29	29	29	29	77	77	44	61	44	44	77	4
4	SMITH	20	4	61	61	61	61	61	61	44	77	61	61	61
77	MORGAN-EDWARDS	21	61	4	4	44	29	4	4	4	4	4	4	29
44	GREEN	22	44	44	44	4	4	29	29	29	29	29	29	66
29	DAYKIN	23	6	11	66	69	6	69	66	66	69	66	66	69
6	KNIGHTS	24	66	6	69	6	69	6	69	69	66	6	6	6
61	HARRIS	25	11	66	6	66	66	66	6	6	6	69	69	
69	PROUDFOOT	26	69	69										
66	HAND	27	18											
18	FIELDHOUSE	28												

MCRCB BULLETIN TK247

2024 Bennetts British Superbike Championship - Round 7

2024 Pirelli National Sportbike with Moneybarn Vehicle Finance

RACE 1 - SECTOR ANALYSIS



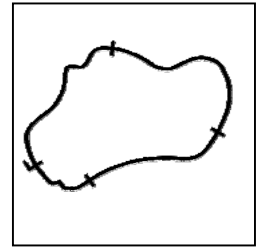
SECTOR 1 = FL to I1, SECTOR 2 = I1 to I2 SECTOR 3 = I2 to I3, SECTOR 4 = I3 to FL, DIFF = Difference To Personal Best Lap, P = Crossed Finish Line in Pit Lane, D = Time Disallowed

P1 47		Richard COOPER				Triumph Daytona 660 - PHR Performance Triumph						
IDEAL LAP TIME : 1:20.319		BEST LAP TIME : 1:20.587				DIFFERENCE : 0.268						
LAP	SECTOR 1	SECTOR 2		SECTOR 3		SECTOR 4		LAP TIME	MPH	DIFF	TIME OF DAY	
1 -		107.7	22.025	126.8	18.666	133.6	13.004	109.4	1:24.016	100.95	3.429	17:28:26.121
2 -	27.304	108.0	22.116	126.6	18.654	135.0	13.126	111.4	1:21.200	104.45	0.613	17:29:47.321
3 -	27.084	108.4	21.853	128.3	18.629	113.1	13.021	111.1	1:20.587 (1)	105.24		17:31:07.908
4 -	27.019	109.1	22.092	124.7	18.714	131.5	12.971	109.6	1:20.796	104.97	0.209	17:32:28.704
5 -	27.298	107.5	22.031	127.0	18.702	131.8	12.971	109.6	1:21.002	104.70	0.415	17:33:49.706
6 -	27.264	108.0	22.298	128.0	18.556	129.3	13.184	110.5	1:21.302	104.32	0.715	17:35:11.008
7 -	27.096	108.2	21.965	127.0	18.528	133.6	13.059	109.2	1:20.648 (2)	105.16	0.061	17:36:31.656
8 -	27.403	107.7	22.059	126.8	18.856	131.3	13.056	112.0	1:21.374	104.23	0.787	17:37:53.030
9 -	27.169	108.7	21.893	129.0	18.541	130.5	13.051	109.2	1:20.654 (3)	105.16	0.067	17:39:13.684
10 -	27.415	107.3	22.109	126.8	18.886	129.3	12.919	109.6	1:21.329	104.28	0.742	17:40:35.013
11 -	27.446	107.5	22.294	127.3	18.683	131.0	13.008	109.6	1:21.431	104.15	0.844	17:41:56.444
12 -	27.456	107.3	22.206	126.1	18.698	131.3	13.122	108.9	1:21.482	104.09	0.895	17:43:17.926

P2 25		Thomas STRUDWICK				Triumph Daytona 660 - TS Racing						
IDEAL LAP TIME : 1:20.375		BEST LAP TIME : 1:20.662				DIFFERENCE : 0.287						
LAP	SECTOR 1	SECTOR 2		SECTOR 3		SECTOR 4		LAP TIME	MPH	DIFF	TIME OF DAY	
1 -		108.2	21.883	126.8	18.661	126.6	13.263	110.1	1:24.385	100.50	3.723	17:28:26.490
2 -	27.236	109.4	22.114	125.4	18.539	123.8	13.309	111.1	1:21.198	104.45	0.536	17:29:47.688
3 -	27.190	108.7	21.783	128.5	18.463	120.6	13.403	109.8	1:20.839	104.91	0.177	17:31:08.527
4 -	27.201	108.4	21.928	127.0	18.420	134.2	13.393	109.1	1:20.942	104.78	0.280	17:32:29.469
5 -	27.249	108.7	21.810	129.0	18.499	126.8	13.227	110.3	1:20.785 (2)	104.98	0.123	17:33:50.254
6 -	27.352	109.2	21.887	127.5	18.520	122.9	13.390	111.2	1:21.149	104.51	0.487	17:35:11.403
7 -	27.157	109.1	21.702	129.3	18.610	122.2	13.193	110.9	1:20.662 (1)	105.15		17:36:32.065
8 -	27.541	110.0	21.800	125.6	18.720	123.1	13.208	110.9	1:21.269	104.36	0.607	17:37:53.334
9 -	27.270	108.7	21.855	127.0	18.416	124.7	13.272	111.2	1:20.813 (3)	104.95	0.151	17:39:14.147
10 -	27.595	108.4	22.000	126.8	18.546	125.9	13.288	110.9	1:21.429	104.15	0.767	17:40:35.576
11 -	27.461	109.1	21.911	129.3	18.699	122.0	13.311	110.1	1:21.382	104.21	0.720	17:41:56.958
12 -	27.330	110.1	21.971	125.4	18.802	129.3	13.100	109.6	1:21.203	104.44	0.541	17:43:18.161

P3 13		Edoardo COLOMBI				Aprilia RS660 - Gradara Corse Asd						
IDEAL LAP TIME : 1:19.847		BEST LAP TIME : 1:20.507				DIFFERENCE : 0.660						
LAP	SECTOR 1	SECTOR 2		SECTOR 3		SECTOR 4		LAP TIME	MPH	DIFF	TIME OF DAY	
1 -		109.6	22.088	126.6	18.285	129.5	13.192	109.8	1:24.236	100.68	3.729	17:28:26.341
2 -	27.150	108.0	22.257	125.4	18.425	135.0	12.965	109.4	1:20.797	104.97	0.290	17:29:47.138
3 -	26.895	107.8	21.887	124.2	18.825	131.5	12.900	109.2	1:20.507 (1)	105.35		17:31:07.645
4 -	26.959	107.8	22.538	120.2	18.730	134.2	13.100	108.7	1:21.327	104.29	0.820	17:32:28.972
5 -	27.146	107.8	22.066	125.4	18.687	135.8	13.220	109.8	1:21.119	104.55	0.612	17:33:50.091
6 -	26.978	109.6	22.062	123.3	18.719	133.6	12.967	108.4	1:20.726 (3)	105.06	0.219	17:35:10.817
7 -	26.898	107.8	22.099	122.9	18.901	132.6	13.242	110.0	1:21.140	104.53	0.633	17:36:31.957
8 -	27.261	108.0	21.943	124.2	18.707	135.5	12.780	110.0	1:20.691 (2)	105.11	0.184	17:37:52.648
9 -	27.010	107.7	22.084	123.5	18.891	132.6	13.158	110.0	1:21.143	104.52	0.636	17:39:13.791
10 -	27.376	108.5	22.134	127.8	18.801	133.1	12.978	108.2	1:21.289	104.33	0.782	17:40:35.080
11 -	27.502	108.7	22.255	124.5	18.633	123.8	13.159	110.1	1:21.549	104.00	1.042	17:41:56.629
12 -	27.350	107.5	22.253	121.5	19.021	136.3	13.063	110.5	1:21.687	103.83	1.180	17:43:18.316

RACE 1 - SECTOR ANALYSIS



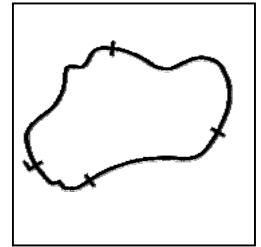
SECTOR 1 = FL to I1, SECTOR 2 = I1 to I2 SECTOR 3 = I2 to I3, SECTOR 4 = I3 to FL, DIFF = Difference To Personal Best Lap, P = Crossed Finish Line in Pit Lane, D = Time Disallowed

P4 55		Harrison DESOY				Yamaha YZF-R7 - Rev2Race Yamaha						
IDEAL LAP TIME : 1:19.687		BEST LAP TIME : 1:20.431				DIFFERENCE : 0.744						
LAP	SECTOR 1	SECTOR 2		SECTOR 3		SECTOR 4		LAP TIME	MPH	DIFF	TIME OF DAY	
1 -		105.6	22.498	123.5	18.488	133.9	13.448	108.0	1:26.408	98.15	5.977	17:28:28.513
2 -	27.193	107.8	22.177	122.2	18.581	131.5	12.891	109.4	1:20.842	104.91	0.411	17:29:49.355
3 -	27.139	107.7	22.110	121.5	18.496	131.5	12.998	109.2	1:20.743	105.04	0.312	17:31:10.098
4 -	27.200	107.5	22.006	123.8	18.365	133.1	12.860	109.2	1:20.431 (1)	105.45		17:32:30.529
5 -	27.077	111.1	21.841	128.8	18.176	124.0	13.375	111.6	1:20.469 (2)	105.40	0.038	17:33:50.998
6 -	27.295	109.1	21.894	127.0	18.340	130.3	13.310	110.9	1:20.839	104.91	0.408	17:35:11.837
7 -	27.266	108.7	21.947	124.9	18.339	132.6	13.152	110.1	1:20.704 (3)	105.09	0.273	17:36:32.541
8 -	27.581	109.4	21.585	126.8	18.904	130.0	13.079	110.3	1:21.149	104.51	0.718	17:37:53.690
9 -	27.346	108.2	21.814	127.0	18.165	125.6	13.815	108.9	1:21.140	104.53	0.709	17:39:14.830
10 -	27.459	107.2	21.843	126.8	18.440	131.5	13.238	109.2	1:20.980	104.73	0.549	17:40:35.810
11 -	27.392	108.5	21.980	129.3	18.755	130.0	13.735	107.2	1:21.862	103.60	1.431	17:41:57.672
12 -	27.387	108.7	21.998	124.2	18.189	132.6	13.162	109.6	1:20.736	105.05	0.305	17:43:18.408

P5 8		Ash BARNES				Yamaha YZF-R7 - Raceways Yamaha						
IDEAL LAP TIME : 1:19.843		BEST LAP TIME : 1:20.509				DIFFERENCE : 0.666						
LAP	SECTOR 1	SECTOR 2		SECTOR 3		SECTOR 4		LAP TIME	MPH	DIFF	TIME OF DAY	
1 -		109.1	21.907	128.8	18.194	129.8	13.194	109.6	1:24.506	100.36	3.997	17:28:26.611
2 -	27.260	108.4	22.013	125.4	18.446	129.5	13.309	109.1	1:21.028	104.67	0.519	17:29:47.639
3 -	27.405	108.4	21.802	128.8	18.372	116.1	13.434	108.5	1:21.013	104.69	0.504	17:31:08.652
4 -	27.601	107.8	21.606	129.3	18.323	120.2	13.556	108.9	1:21.086	104.60	0.577	17:32:29.738
5 -	27.380	108.2	21.834	129.0	18.352	129.3	13.289	110.5	1:20.855 (3)	104.89	0.346	17:33:50.593
6 -	27.314	108.7	21.865	130.3	18.253	126.1	13.219	108.9	1:20.651 (2)	105.16	0.142	17:35:11.244
7 -	27.038	107.3	21.908	125.2	18.488	129.5	13.075	108.5	1:20.509 (1)	105.34		17:36:31.753
8 -	27.614	109.4	21.927	128.3	18.600	132.1	13.020	109.6	1:21.161	104.50	0.652	17:37:52.914
9 -	27.023	107.7	22.138	124.0	18.672	125.9	13.285	108.7	1:21.118	104.55	0.609	17:39:14.032
10 -	27.372	108.4	22.016	127.8	18.738	125.9	13.157	109.4	1:21.283	104.34	0.774	17:40:35.315
11 -	27.408	109.2	22.242	125.6	18.761	126.8	13.870	108.7	1:22.281	103.08	1.772	17:41:57.596
12 -	27.153	108.9	21.818	128.0	18.757	128.5	13.247	110.0	1:20.975	104.74	0.466	17:43:18.571

P6 34		Aaron SILVESTER				Triumph Daytona 660 - MIH Solutions / Macadam Racing Triumph						
IDEAL LAP TIME : 1:20.286		BEST LAP TIME : 1:20.768				DIFFERENCE : 0.482						
LAP	SECTOR 1	SECTOR 2		SECTOR 3		SECTOR 4		LAP TIME	MPH	DIFF	TIME OF DAY	
1 -		110.0	21.797	131.3	18.319	128.8	13.340	110.7	1:24.906	99.89	4.138	17:28:27.011
2 -	27.190	110.3	21.743	129.0	18.603	128.0	13.334	110.9	1:20.870	104.87	0.102	17:29:47.881
3 -	27.322	108.2	21.789	129.8	18.310	121.1	13.458	111.1	1:20.879	104.86	0.111	17:31:08.760
4 -	27.216	108.5	21.784	129.0	18.374	125.6	13.443	107.5	1:20.817 (2)	104.94	0.049	17:32:29.577
5 -	27.339	108.2	21.843	129.3	18.325	124.5	13.336	110.9	1:20.843 (3)	104.91	0.075	17:33:50.420
6 -	27.278	107.8	21.980	129.3	18.443	117.3	13.472	110.1	1:21.173	104.48	0.405	17:35:11.593
7 -	27.231	107.3	21.740	128.3	18.572	125.4	13.225	109.8	1:20.768 (1)	105.01		17:36:32.361
8 -	27.456	108.2	21.630	127.3	18.823	126.3	13.268	110.3	1:21.177	104.48	0.409	17:37:53.538
9 -	27.238	109.6	21.721	128.0	18.567	125.4	13.696	108.5	1:21.222	104.42	0.454	17:39:14.760
10 -	27.211	108.2	21.870	124.9	18.806	124.0	13.344	110.5	1:21.231	104.41	0.463	17:40:35.991
11 -	27.371	108.5	21.880	127.3	18.614	128.8	13.529	108.7	1:21.394	104.20	0.626	17:41:57.385
12 -	27.121	109.6	21.810	128.8	19.266	128.3	13.348	108.2	1:21.545	104.01	0.777	17:43:18.930

RACE 1 - SECTOR ANALYSIS



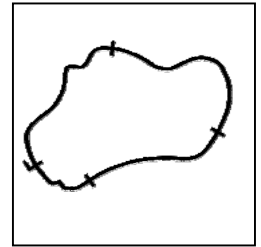
SECTOR 1 = FL to I1, SECTOR 2 = I1 to I2 SECTOR 3 = I2 to I3, SECTOR 4 = I3 to FL, DIFF = Difference To Personal Best Lap, P = Crossed Finish Line in Pit Lane, D = Time Disallowed

P7 76		Rhys STEPHENSON				Triumph Daytona 660 - Rocket Racing						
IDEAL LAP TIME : 1:20.446		BEST LAP TIME : 1:20.768				DIFFERENCE : 0.322						
LAP	SECTOR 1	SECTOR 2		SECTOR 3		SECTOR 4		LAP TIME	MPH	DIFF	TIME OF DAY	
1 -		109.6	21.941	129.3	18.394	125.2	13.401	110.7	1:24.704	100.13	3.936	17:28:26.809
2 -	27.518	111.6	21.694	129.3	18.683	114.5	13.423	111.4	1:21.318	104.30	0.550	17:29:48.127
3 -	27.426	110.1	21.611	130.8	18.430	115.3	13.344	111.8	1:20.811 (2)	104.95	0.043	17:31:08.938
4 -	27.523	108.4	21.829	128.5	18.352	124.2	13.178	110.1	1:20.882 (3)	104.86	0.114	17:32:29.820
5 -	27.571	110.3	21.796	129.3	18.342	118.5	13.297	110.5	1:21.006	104.70	0.238	17:33:50.826
6 -	27.588	109.8	21.912	129.3	18.525	123.1	13.161	111.8	1:21.186	104.47	0.418	17:35:12.012
7 -	27.370	110.1	21.745	129.0	18.488	122.0	13.165	111.2	1:20.768 (1)	105.01		17:36:32.780
8 -	27.612	109.1	21.873	128.0	18.524	119.1	13.303	110.5	1:21.312	104.30	0.544	17:37:54.092
9 -	27.359	109.2	21.963	127.8	18.510	123.8	13.261	111.1	1:21.093	104.59	0.325	17:39:15.185
10 -	27.342	110.0	21.995	125.9	18.678	121.5	13.176	111.2	1:21.191	104.46	0.423	17:40:36.376
11 -	27.332	109.6	21.710	130.8	18.558	119.8	13.811	110.0	1:21.411	104.18	0.643	17:41:57.787
12 -	27.472	110.5	21.953	127.8	18.405	126.1	13.372	111.6	1:21.202	104.45	0.434	17:43:18.989

P8 28		Alfie DAVIDSON				Aprilia RS660 - IN Competition / SENCAT Aprilia						
IDEAL LAP TIME : 1:21.057		BEST LAP TIME : 1:21.355				DIFFERENCE : 0.298						
LAP	SECTOR 1	SECTOR 2		SECTOR 3		SECTOR 4		LAP TIME	MPH	DIFF	TIME OF DAY	
1 -		109.6	22.189	127.8	18.617	136.6	13.984	104.8	1:26.852	97.65	5.497	17:28:28.957
2 -	27.639	110.3	22.063	125.9	18.589	129.8	13.079	109.8	1:21.370 (2)	104.23	0.015	17:29:50.327
3 -	27.342	108.9	22.251	124.7	18.699	130.5	13.063	109.1	1:21.355 (1)	104.25		17:31:11.682
4 -	27.566	107.0	22.443	124.0	18.825	126.8	13.234	108.9	1:22.068 (3)	103.34	0.713	17:32:33.750
5 -	27.539	108.4	22.525	123.5	18.941	129.5	13.274	109.4	1:22.279	103.08	0.924	17:33:56.029
6 -	27.591	107.8	22.421	123.8	18.930	131.0	13.211	108.4	1:22.153	103.24	0.798	17:35:18.182
7 -	27.590	109.2	22.372	123.5	19.023	131.5	13.252	108.5	1:22.237	103.13	0.882	17:36:40.419
8 -	27.601	109.1	22.415	122.6	19.088	131.8	13.142	108.2	1:22.246	103.12	0.891	17:38:02.665
9 -	27.890	106.6	22.500	122.6	19.063	130.8	13.262	107.3	1:22.715	102.54	1.360	17:39:25.380
10 -	27.630	108.5	22.409	123.1	19.021	132.3	13.122	107.8	1:22.182	103.20	0.827	17:40:47.562
11 -	27.489	108.4	22.451	122.9	19.150	132.6	13.111	108.5	1:22.201	103.18	0.846	17:42:09.763
12 -	27.608	108.2	22.480	122.2	19.050	132.1	13.207	107.7	1:22.345	103.00	0.990	17:43:32.108

P9 85		Jayden MARTIN				Triumph Daytona 660 - MIH Solutions / Macadam Racing Triumf						
IDEAL LAP TIME : 1:21.744		BEST LAP TIME : 1:22.023				DIFFERENCE : 0.279						
LAP	SECTOR 1	SECTOR 2		SECTOR 3		SECTOR 4		LAP TIME	MPH	DIFF	TIME OF DAY	
1 -		107.0	22.433	124.2	18.947	127.8	13.570	105.3	1:27.693	96.71	5.670	17:28:29.798
2 -	27.860	108.0	22.297	126.6	18.690	130.8	13.176	110.1	1:22.023 (1)	103.40		17:29:51.821
3 -	28.198	106.5	22.522	125.6	18.722	129.8	13.689	107.8	1:23.131	102.02	1.108	17:31:14.952
4 -	27.919	106.5	22.607	124.0	18.835	131.0	13.279	107.0	1:22.640	102.63	0.617	17:32:37.592
5 -	27.843	106.8	22.325	124.9	18.653	129.3	13.418	107.7	1:22.239 (3)	103.13	0.216	17:33:59.831
6 -	27.875	106.5	22.425	124.0	18.830	132.3	13.331	106.1	1:22.461	102.85	0.438	17:35:22.292
7 -	27.657	106.5	22.394	124.2	18.760	132.8	13.412	106.0	1:22.223 (2)	103.15	0.200	17:36:44.515
8 -	28.115	106.1	22.377	124.2	18.972	128.5	13.660	106.1	1:23.124	102.03	1.101	17:38:07.639
9 -	28.105	105.8	22.457	124.5	18.683	129.0	13.614	97.3	1:22.859	102.36	0.836	17:39:30.498
10 -	27.906	106.3	22.258	125.2	18.787	128.8	13.307	108.0	1:22.258	103.10	0.235	17:40:52.756
11 -	28.104	107.8	22.512	125.6	19.176	123.8	13.530	108.7	1:23.322	101.79	1.299	17:42:16.078
12 -	27.899	107.2	22.559	123.1	18.890	130.3	13.227	107.3	1:22.575	102.71	0.552	17:43:38.653

RACE 1 - SECTOR ANALYSIS



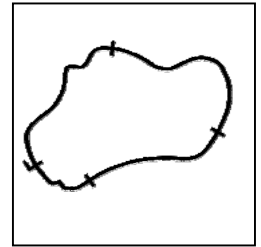
SECTOR 1 = FL to I1, SECTOR 2 = I1 to I2 SECTOR 3 = I2 to I3, SECTOR 4 = I3 to FL, DIFF = Difference To Personal Best Lap, P = Crossed Finish Line in Pit Lane, D = Time Disallowed

P10 51		Rossi BANHAM				Yamaha YZF-R7 - RB Racing						
IDEAL LAP TIME : 1:21.740		BEST LAP TIME : 1:22.162				DIFFERENCE : 0.422						
LAP	SECTOR 1	SECTOR 2		SECTOR 3		SECTOR 4		LAP TIME	MPH	DIFF	TIME OF DAY	
1 -		108.4	22.426	128.0	18.818	125.2	13.662	107.5	1:26.768	97.74	4.606	17:28:28.873
2 -	28.061	109.6	22.295	128.8	18.929	127.0	13.356	108.5	1:22.641	102.63	0.479	17:29:51.514
3 -	27.989	107.3	22.537	127.3	18.888	121.3	13.510	107.3	1:22.924	102.28	0.762	17:31:14.438
4 -	28.086	106.1	22.546	128.3	18.646	125.9	13.366	108.0	1:22.644	102.62	0.482	17:32:37.082
5 -	27.871	107.5	22.612	128.8	18.869	123.3	13.538	109.2	1:22.890	102.32	0.728	17:33:59.972
6 -	27.773	109.1	22.480	129.8	18.778	122.9	13.407	108.2	1:22.438 (3)	102.88	0.276	17:35:22.410
7 -	27.844	108.4	22.193	129.8	18.680	128.8	13.445	106.8	1:22.162 (1)	103.23		17:36:44.572
8 -	28.178	107.5	22.382	129.0	18.854	129.3	13.530	107.8	1:22.944	102.25	0.782	17:38:07.516
9 -	27.870	107.2	22.498	127.8	18.887	126.1	13.285	107.7	1:22.540	102.75	0.378	17:39:30.056
10 -	27.616	107.0	22.257	125.6	19.063	127.0	13.389	107.7	1:22.325 (2)	103.02	0.163	17:40:52.381
11 -	28.038	106.8	22.748	126.6	19.102	128.5	13.337	108.2	1:23.225	101.91	1.063	17:42:15.606
12 -	28.112	106.8	22.708	125.6	19.089	125.4	13.365	109.1	1:23.274	101.85	1.112	17:43:38.880

P11 20		Jack MUIR				Aprilia RS660 - Jack Muir Racing						
IDEAL LAP TIME : 1:22.319		BEST LAP TIME : 1:23.044				DIFFERENCE : 0.725						
LAP	SECTOR 1	SECTOR 2		SECTOR 3		SECTOR 4		LAP TIME	MPH	DIFF	TIME OF DAY	
1 -		106.8	22.386	126.1	18.793	120.4	14.439	105.6	1:29.181	95.10	6.137	17:28:31.286
2 -	28.242	105.5	22.359	123.5	18.913	124.0	13.541	107.5	1:23.055 (3)	102.12	0.011	17:29:54.341
3 -	27.874	107.3	22.351	123.8	18.815	124.9	14.810	103.0	1:23.850	101.15	0.806	17:31:18.191
4 -	28.105	105.0	22.458	123.5	18.998	122.6	13.560	106.0	1:23.121	102.03	0.077	17:32:41.312
5 -	28.242	106.6	22.406	121.7	18.947	126.1	14.149	105.5	1:23.744	101.28	0.700	17:34:05.056
6 -	28.045	105.6	22.487	122.0	19.074	119.8	13.438	106.6	1:23.044 (1)	102.13		17:35:28.100
7 -	28.142	106.3	22.536	122.4	19.108	120.6	13.516	106.6	1:23.302	101.81	0.258	17:36:51.402
8 -	28.201	105.1	22.442	121.5	19.136	119.1	13.529	107.0	1:23.308	101.81	0.264	17:38:14.710
9 -	27.952	108.2	22.448	118.9	19.203	117.3	13.443	106.6	1:23.046 (2)	102.13	0.002	17:39:37.756
10 -	28.587	106.6	22.639	122.0	19.214	125.2	13.336	107.2	1:23.776	101.24	0.732	17:41:01.532
11 -	28.088	104.3	22.454	121.5	19.486	120.9	13.301	105.5	1:23.329	101.78	0.285	17:42:24.861
12 -	28.214	105.1	22.476	119.6	19.319	122.0	13.455	105.5	1:23.464	101.62	0.420	17:43:48.325

P12 67		Jacob STEPHENSON				Yamaha YZF-R7 - Rev2Race Yamaha						
IDEAL LAP TIME : 1:22.022		BEST LAP TIME : 1:22.182				DIFFERENCE : 0.160						
LAP	SECTOR 1	SECTOR 2		SECTOR 3		SECTOR 4		LAP TIME	MPH	DIFF	TIME OF DAY	
1 -		107.2	22.363	127.3	18.738	123.8	14.141	106.6	1:28.697	95.62	6.515	17:28:30.802
2 -	27.764	108.9	22.178	127.3	18.697	120.4	13.543	107.8	1:22.182 (1)	103.20		17:29:52.984
3 -	27.856	108.4	22.452	122.2	18.748	127.8	13.669	106.6	1:22.725 (3)	102.52	0.543	17:31:15.709
4 -	28.001	105.5	22.451	123.5	18.807	125.6	13.387	107.0	1:22.646 (2)	102.62	0.464	17:32:38.355
5 -	28.206	106.8	22.622	122.4	19.096	124.9	13.508	106.3	1:23.432	101.65	1.250	17:34:01.787
6 -	28.109	106.3	22.655	122.0	19.143	121.1	13.828	107.2	1:23.735	101.29	1.553	17:35:25.522
7 -	28.152	106.1	22.790	120.0	19.200	116.9	13.690	105.0	1:23.832	101.17	1.650	17:36:49.354
8 -	28.493	108.4	22.828	117.3	19.414	114.5	13.948	108.0	1:24.683	100.15	2.501	17:38:14.037
9 -	28.305	106.5	22.679	121.5	19.378	119.4	13.716	108.4	1:24.078	100.87	1.896	17:39:38.115
10 -	28.639	106.1	22.526	122.9	19.123	119.8	13.791	108.0	1:24.079	100.87	1.897	17:41:02.194
11 -	28.396	106.5	22.814	121.3	18.914	122.0	13.476	106.6	1:23.600	101.45	1.418	17:42:25.794
12 -	28.157	105.5	22.701	122.2	19.206	122.6	13.383	106.1	1:23.447	101.64	1.265	17:43:49.241

RACE 1 - SECTOR ANALYSIS



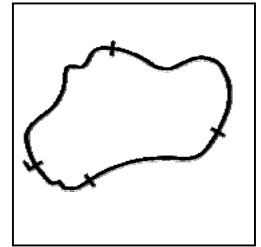
SECTOR 1 = FL to I1, SECTOR 2 = I1 to I2 SECTOR 3 = I2 to I3, SECTOR 4 = I3 to FL, DIFF = Difference To Personal Best Lap, P = Crossed Finish Line in Pit Lane, D = Time Disallowed

P13 23		Joe ELLIS				Aprilia RS660 - JPR						
IDEAL LAP TIME : 1:22.236		BEST LAP TIME : 1:22.587				DIFFERENCE : 0.351						
LAP	SECTOR 1	SECTOR 2		SECTOR 3		SECTOR 4		LAP TIME	MPH	DIFF	TIME OF DAY	
1 -		108.4	22.624	128.8	18.721	119.1	14.285	106.1	1:29.335	94.94	6.748	17:28:31.440
2 -	28.121	106.3	22.338	129.0	18.935	123.5	13.678	108.7	1:23.072 (3)	102.09	0.485	17:29:54.512
3 -	27.923	107.7	22.241	128.0	18.850	117.5	13.573	107.5	1:22.587 (1)	102.69		17:31:17.099
4 -	27.865	105.8	22.323	127.8	19.045	121.3	13.637	105.0	1:22.870 (2)	102.34	0.283	17:32:39.969
5 -	28.272	106.3	22.566	126.3	19.088	121.3	13.530	105.8	1:23.456	101.62	0.869	17:34:03.425
6 -	27.990	106.3	22.487	126.8	18.998	115.5	13.628	108.2	1:23.103	102.06	0.516	17:35:26.528
7 -	28.264	104.6	22.632	125.9	19.188	116.9	13.409	108.5	1:23.493	101.58	0.906	17:36:50.021
8 -	27.956	110.7	22.542	124.5	19.196	120.2	13.727	107.3	1:23.421	101.67	0.834	17:38:13.442
9 -	28.340	106.0	22.791	123.8	19.498	113.7	13.543	107.0	1:24.172	100.76	1.585	17:39:37.614
10 -	28.540	105.8	22.663	125.4	19.411	116.5	13.684	106.6	1:24.298	100.61	1.711	17:41:01.912
11 -	28.399	105.3	22.828	124.7	19.200	119.1	13.859	107.5	1:24.286	100.62	1.699	17:42:26.198
12 -	28.064	106.5	22.499	127.5	19.179	113.5	13.733	108.4	1:23.475	101.60	0.888	17:43:49.673

P14 73		AI FAGAN				Triumph Daytona 660 - Macadam Triumph Racing						
IDEAL LAP TIME : 1:22.460		BEST LAP TIME : 1:23.022				DIFFERENCE : 0.562						
LAP	SECTOR 1	SECTOR 2		SECTOR 3		SECTOR 4		LAP TIME	MPH	DIFF	TIME OF DAY	
1 -		105.0	22.508	125.4	18.722	121.7	14.239	102.6	1:29.514	94.75	6.492	17:28:31.619
2 -	28.299	104.3	22.555	123.5	18.971	121.1	13.826	99.4	1:23.651	101.39	0.629	17:29:55.270
3 -	28.088	104.8	22.546	122.6	18.996	120.0	13.954	103.0	1:23.584	101.47	0.562	17:31:18.854
4 -	27.932	101.9	22.578	122.9	19.013	117.5	13.499	104.2	1:23.022 (1)	102.16		17:32:41.876
5 -	28.052	104.8	22.501	122.0	19.078	120.2	13.662	102.7	1:23.293 (3)	101.82	0.271	17:34:05.169
6 -	28.162	104.8	22.683	122.9	19.075	116.3	13.475	104.8	1:23.395	101.70	0.373	17:35:28.564
7 -	27.842	105.8	22.683	124.0	19.163	119.4	13.408	105.3	1:23.096 (2)	102.07	0.074	17:36:51.660
8 -	28.053	105.6	22.529	123.3	19.323	120.2	13.511	105.3	1:23.416	101.67	0.394	17:38:15.076
9 -	27.921	103.8	22.512	122.9	19.335	116.3	13.858	104.6	1:23.626	101.42	0.604	17:39:38.702
10 -	28.490	101.3	22.836	122.0	19.156	122.9	13.835	102.2	1:24.317	100.59	1.295	17:41:03.019
11 -	27.938	103.5	22.583	124.5	19.096	121.3	13.733	102.9	1:23.350	101.75	0.328	17:42:26.369
12 -	28.227	104.5	22.488	123.8	18.943	119.6	13.748	103.4	1:23.406	101.69	0.384	17:43:49.775

P15 60		Lennon DOCHERTY				Kawasaki Ninja 650 - Sycirrus Motorsport						
IDEAL LAP TIME : 1:22.382		BEST LAP TIME : 1:22.783				DIFFERENCE : 0.401						
LAP	SECTOR 1	SECTOR 2		SECTOR 3		SECTOR 4		LAP TIME	MPH	DIFF	TIME OF DAY	
1 -		105.0	22.547	123.8	18.993	127.8	13.637	105.1	1:28.261	96.09	5.478	17:28:30.366
2 -	27.832	107.3	22.296	125.6	19.003	123.3	14.259	101.5	1:23.390	101.71	0.607	17:29:53.756
3 -	27.839	106.8	22.405	121.3	19.078	128.8	13.461	103.7	1:22.783 (1)	102.45		17:31:16.539
4 -	28.068	105.1	22.407	121.5	19.026	130.5	13.345	104.5	1:22.846 (3)	102.37	0.063	17:32:39.385
5 -	27.872	106.3	22.414	120.6	19.456	125.4	13.415	106.8	1:23.157	101.99	0.374	17:34:02.542
6 -	27.807	106.1	22.446	120.0	19.000	131.8	13.581	103.2	1:22.834 (2)	102.39	0.051	17:35:25.376
7 -	27.845	104.8	22.685	118.7	19.710	124.2	13.548	100.6	1:23.788	101.22	1.005	17:36:49.164
8 -	28.136	102.7	22.701	118.1	19.898	124.7	13.353	103.8	1:24.088	100.86	1.305	17:38:13.252
9 -	27.935	104.2	22.723	118.1	19.985	124.0	13.286	103.7	1:23.929	101.05	1.146	17:39:37.181
10 -	28.176	102.6	22.757	118.5	19.956	124.5	13.303	103.5	1:24.192	100.74	1.409	17:41:01.373
11 -	27.875	103.0	22.720	118.1	19.858	123.3	13.446	103.5	1:23.899	101.09	1.116	17:42:25.272
12 -	28.243	103.0	22.463	119.6	19.373	127.3	13.374	102.2	1:23.453	101.63	0.670	17:43:48.725

RACE 1 - SECTOR ANALYSIS



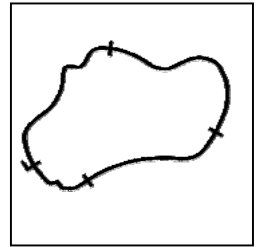
SECTOR 1 = FL to I1, SECTOR 2 = I1 to I2 SECTOR 3 = I2 to I3, SECTOR 4 = I3 to FL, DIFF = Difference To Personal Best Lap, P = Crossed Finish Line in Pit Lane, D = Time Disallowed

P16 56		Charlie ATKINS				Kawasaki Ninja 650 - Symcirrus Motorsport							
IDEAL LAP TIME : 1:22.483		BEST LAP TIME : 1:22.664				DIFFERENCE : 0.181							
LAP	SECTOR 1	SECTOR 2		SECTOR 3		SECTOR 4		LAP TIME	MPH	DIFF	TIME OF DAY		
1 -		108.4	22.600	122.6	19.155	123.1	13.548	107.2	1:27.804	96.59	5.140	17:28:29.909	
2 -	28.040	107.5	22.383	123.1	18.945	124.9	13.296	106.5	1:22.664 (1)	102.60		17:29:52.573	
3 -	27.926	106.1	22.594	121.5	19.185	122.4	13.508	107.0	1:23.213	(3)	101.92	0.549	17:31:15.786
4 -	28.021	106.3	22.601	120.0	19.184	124.7	13.339	105.5	1:23.145	(2)	102.00	0.481	17:32:38.931
5 -	27.965	106.5	22.717	119.8	19.429	127.3	13.373	105.1	1:23.484		101.59	0.820	17:34:02.415
6 -	28.232	107.0	22.696	119.6	19.430	125.9	13.307	105.6	1:23.665		101.37	1.001	17:35:26.080
7 -	28.013	105.8	22.711	119.6	19.345	119.8	13.392	105.5	1:23.461		101.62	0.797	17:36:49.541
8 -	27.972	106.3	22.963	118.1	19.464	125.2	13.667	106.6	1:24.066		100.89	1.402	17:38:13.607
9 -	28.435	105.3	22.947	118.9	19.481	124.5	13.811	107.2	1:24.674		100.16	2.010	17:39:38.281
10 -	28.912	105.1	22.786	120.4	19.295	126.1	13.849	103.4	1:24.842		99.96	2.178	17:41:03.123
11 -	28.278	105.5	22.703	120.0	19.096	126.1	13.357	106.0	1:23.434		101.65	0.770	17:42:26.557
12 -	28.315	107.3	22.660	121.1	19.192	126.6	13.229	106.5	1:23.396		101.70	0.732	17:43:49.953

P17 44		Sam GREEN				Aprilia RS660 - Bruce Racing							
IDEAL LAP TIME : 1:23.492		BEST LAP TIME : 1:24.268				DIFFERENCE : 0.776							
LAP	SECTOR 1	SECTOR 2		SECTOR 3		SECTOR 4		LAP TIME	MPH	DIFF	TIME OF DAY		
1 -		103.7	23.145	123.5	19.429	115.1	14.687	105.8	1:32.448	91.74	8.180	17:28:34.553	
2 -	29.129	102.4	23.228	122.4	19.280	123.1	13.183	107.7	1:24.820	99.99	0.552	17:29:59.373	
3 -	28.586	104.3	22.942	125.6	19.403	111.4	13.600	104.3	1:24.531	100.33	0.263	17:31:23.904	
4 -	28.833	104.8	22.842	124.0	19.316	126.8	13.470	104.2	1:24.461	(3)	100.42	0.193	17:32:48.365
5 -	28.821	106.1	22.978	125.6	19.185	125.6	13.284	106.0	1:24.268 (1)	100.65		17:34:12.633	
6 -	28.652	103.5	23.478	119.6	19.806	122.9	13.402	106.3	1:25.338	99.38	1.070	17:35:37.971	
7 -	28.602	104.0	23.192	121.7	19.814	119.4	13.722	106.5	1:25.330	99.39	1.062	17:37:03.301	
8 -	29.208	105.1	22.956	123.8	19.589	112.5	13.778	104.2	1:25.531	99.16	1.263	17:38:28.832	
9 -	28.962	105.3	22.684	124.2	19.567	122.2	14.138	103.2	1:25.351	99.37	1.083	17:39:54.183	
10 -	28.711	104.8	23.132	119.8	19.815	125.6	13.943	105.6	1:25.601	99.08	1.333	17:41:19.784	
11 -	28.550	103.8	22.949	122.2	19.240	121.5	13.684	106.1	1:24.423	(2)	100.46	0.155	17:42:44.207
12 -	28.440	103.7	23.366	120.2	19.960	124.7	13.897	104.6	1:25.663	99.01	1.395	17:44:09.870	

P18 77		Oliver MORGAN-EDWARDS				Aprilia RS660 - OME Racing							
IDEAL LAP TIME : 1:24.049		BEST LAP TIME : 1:24.104				DIFFERENCE : 0.055							
LAP	SECTOR 1	SECTOR 2		SECTOR 3		SECTOR 4		LAP TIME	MPH	DIFF	TIME OF DAY		
1 -		104.0	23.016	120.0	19.410	124.5	13.898	103.8	1:31.155	93.04	7.051	17:28:33.260	
2 -	28.137	103.2	22.864	118.9	19.388	122.9	13.715	105.3	1:24.104 (1)	100.84		17:29:57.364	
3 -	28.301	103.5	23.208	119.4	19.500	118.3	13.868	105.1	1:24.877	99.92	0.773	17:31:22.241	
4 -	28.717	102.4	23.252	118.1	19.466	120.0	13.926	103.5	1:25.361	99.36	1.257	17:32:47.602	
5 -	28.690	104.3	23.414	117.5	19.632	118.7	13.709	106.3	1:25.445	99.26	1.341	17:34:13.047	
6 -	28.528	102.9	23.365	118.3	19.676	124.2	13.863	105.3	1:25.432	99.27	1.328	17:35:38.479	
7 -	28.376	104.3	22.990	116.9	19.704	119.1	13.702	104.5	1:24.772	(2)	100.05	0.668	17:37:03.251
8 -	28.489	103.7	23.241	117.1	19.869	117.9	13.705	104.5	1:25.304	99.42	1.200	17:38:28.555	
9 -	28.603	103.4	23.066	119.8	19.733	122.2	14.249	103.7	1:25.651	99.02	1.547	17:39:54.206	
10 -	28.964	104.6	22.982	116.1	19.673	124.5	13.660	104.5	1:25.279	99.45	1.175	17:41:19.485	
11 -	28.245	103.5	23.069	118.9	19.621	120.6	13.896	104.5	1:24.831	(3)	99.98	0.727	17:42:44.316
12 -	28.594	104.6	23.219	117.9	19.853	124.5	13.975	102.6	1:25.641	99.03	1.537	17:44:09.957	

RACE 1 - SECTOR ANALYSIS



SECTOR 1 = FL to I1, SECTOR 2 = I1 to I2 SECTOR 3 = I2 to I3, SECTOR 4 = I3 to FL, DIFF = Difference To Personal Best Lap, P = Crossed Finish Line in Pit Lane, D = Time Disallowed

P19 4		Jack SMITH				Aprilia RS660 - Woodland Racing						
IDEAL LAP TIME : 1:24.186		BEST LAP TIME : 1:24.787				DIFFERENCE : 0.601						
LAP	SECTOR 1	SECTOR 2		SECTOR 3		SECTOR 4		LAP TIME	MPH	DIFF	TIME OF DAY	
1 -		105.6	23.243	122.0	19.830	113.1	14.065	107.0	1:31.479	92.71	6.692	17:28:33.584
2 -	28.588	106.6	23.139	122.9	19.333	123.8	14.149	105.8	1:25.209	99.53	0.422	17:29:58.793
3 -	28.696	106.8	23.198	124.5	19.334	119.6	13.779	107.0	1:25.007 (3)	99.77	0.220	17:31:23.800
4 -	28.506	104.8	23.203	123.5	19.391	123.1	13.687	107.8	1:24.787 (1)	100.03		17:32:48.587
5 -	28.821	108.4	23.223	124.2	19.437	120.6	13.691	107.7	1:25.172	99.58	0.385	17:34:13.759
6 -	28.678	105.8	22.927	125.2	19.504	118.9	14.013	107.8	1:25.122	99.64	0.335	17:35:38.881
7 -	28.502	106.0	23.194	122.4	19.706	119.4	13.664	107.2	1:25.066	99.70	0.279	17:37:03.947
8 -	29.019	106.1	23.048	124.5	19.466	118.7	13.571	107.7	1:25.104	99.66	0.317	17:38:29.051
9 -	29.046	105.3	23.268	123.3	19.626	121.3	13.552	107.2	1:25.492	99.20	0.705	17:39:54.543
10 -	28.918	105.3	23.089	125.9	19.687	117.5	13.762	107.3	1:25.456	99.25	0.669	17:41:19.999
11 -	28.900	104.6	23.196	123.1	19.488	127.0	13.500	106.5	1:25.084	99.68	0.297	17:42:45.083
12 -	28.426	106.6	23.155	123.3	19.507	116.7	13.792	106.0	1:24.880 (2)	99.92	0.093	17:44:09.963

P20 61		Cameron HARRIS				Aprilia RS660 - Harris Racing / PW Gates						
IDEAL LAP TIME : 1:24.075		BEST LAP TIME : 1:24.633				DIFFERENCE : 0.558						
LAP	SECTOR 1	SECTOR 2		SECTOR 3		SECTOR 4		LAP TIME	MPH	DIFF	TIME OF DAY	
1 -		105.1	22.878	123.8	19.944	122.4	13.863	104.5	1:31.678	92.51	7.045	17:28:33.783
2 -	28.827	105.1	22.692	123.3	19.384	126.8	14.023	102.4	1:24.926 (3)	99.87	0.293	17:29:58.709
3 -	28.534	103.5	23.117	123.3	19.443	125.2	13.539	106.6	1:24.633 (1)	100.21		17:31:23.342
4 -	28.714	104.0	22.906	122.9	19.373	120.0	13.948	104.3	1:24.941	99.85	0.308	17:32:48.283
5 -	28.576	104.8	23.040	122.9	19.562	119.8	13.768	105.6	1:24.946	99.84	0.313	17:34:13.229
6 -	28.471	105.1	23.377	117.5	19.859	121.7	13.664	106.5	1:25.371	99.35	0.738	17:35:38.600
7 -	28.514	103.7	22.953	118.1	19.736	119.4	13.781	104.2	1:24.984	99.80	0.351	17:37:03.584
8 -	29.221	103.5	22.856	122.9	19.465	121.5	13.621	105.8	1:25.163	99.59	0.530	17:38:28.747
9 -	28.714	104.0	22.847	119.4	19.763	123.8	14.017	103.7	1:25.341	99.38	0.708	17:39:54.088
10 -	28.580	102.9	23.237	117.9	20.033	119.8	13.921	104.2	1:25.771	98.88	1.138	17:41:19.859
11 -	28.589	104.3	23.090	123.1	19.405	123.8	13.602	104.6	1:24.686 (2)	100.15	0.053	17:42:44.545
12 -	28.535	105.6	23.143	117.3	19.709	122.0	16.340	94.2	1:27.727	96.68	3.094	17:44:12.272

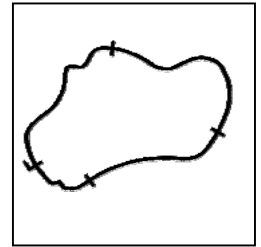
P21 29		Aaron DAYKIN				Aprilia RS660 - 929 Racing						
IDEAL LAP TIME : 1:24.041		BEST LAP TIME : 1:24.503				DIFFERENCE : 0.462						
LAP	SECTOR 1	SECTOR 2		SECTOR 3		SECTOR 4		LAP TIME	MPH	DIFF	TIME OF DAY	
1 -		105.1	22.919	120.2	19.625	122.6	14.104	106.1	1:31.321	92.87	6.818	17:28:33.426
2 -	28.456	106.8	22.814	122.4	19.056	114.7	14.177	105.0	1:24.503 (1)	100.37		17:29:57.929
3 -	28.577	104.6	22.906	122.2	19.195	114.9	14.405	104.8	1:25.083 (2)	99.68	0.580	17:31:23.012
4 -	28.814	104.8	23.007	120.6	19.333	118.7	13.976	105.0	1:25.130 (3)	99.63	0.627	17:32:48.142
5 -	28.967	106.6	22.947	120.2	19.418	115.3	14.077	106.8	1:25.409	99.30	0.906	17:34:13.551
6 -	29.544	104.3	23.193	121.3	19.377	112.7	13.906	105.1	1:26.020	98.60	1.517	17:35:39.571
7 -	28.872	104.5	23.191	120.6	19.364	113.9	13.909	104.3	1:25.336	99.39	0.833	17:37:04.907
8 -	29.458	103.8	23.253	118.7	19.795	117.5	13.989	103.2	1:26.495	98.05	1.992	17:38:31.402
9 -	29.278	103.4	23.276	118.3	19.560	120.0	13.904	104.2	1:26.018	98.60	1.515	17:39:57.420
10 -	28.883	104.2	23.021	117.9	19.528	121.7	13.735	104.5	1:25.167	99.58	0.664	17:41:22.587
11 -	29.172	103.4	23.111	118.7	19.477	123.3	13.715	104.5	1:25.475	99.22	0.972	17:42:48.062
12 -	29.028	102.1	23.274	119.1	19.485	122.2	13.845	103.5	1:25.632	99.04	1.129	17:44:13.694

MCRCB BULLETIN TK247

2024 Bennetts British Superbike Championship - Round 7

2024 Pirelli National Sportbike with Moneybarn Vehicle Finance

RACE 1 - SECTOR ANALYSIS



SECTOR 1 = FL to I1, SECTOR 2 = I1 to I2 SECTOR 3 = I2 to I3, SECTOR 4 = I3 to FL, DIFF = Difference To Personal Best Lap, P = Crossed Finish Line in Pit Lane, D = Time Disallowed

P22 66		Katie HAND				Triumph Daytona 660 - MIH Solutions / Macadam Racing Trium						
IDEAL LAP TIME : 1:25.078		BEST LAP TIME : 1:25.380				DIFFERENCE : 0.302						
LAP	SECTOR 1	SECTOR 2	SECTOR 3	SECTOR 4	LAP TIME	MPH	DIFF	TIME OF DAY				
1 -		106.0	23.489	126.3	19.347	112.4	14.198	107.7	1:33.136	91.06	7.756	17:28:35.241
2 -	29.236	105.8	23.394	126.1	19.157	115.3	13.972	109.2	1:25.759	98.90	0.379	17:30:01.000
3 -	29.553	102.6	23.561	123.8	19.491	119.6	14.145	107.5	1:26.750	97.77	1.370	17:31:27.750
4 -	29.788	105.5	23.525	123.1	19.454	108.7	14.139	109.4	1:26.906	97.59	1.526	17:32:54.656
5 -	29.136	106.1	23.240	126.8	19.376	113.1	14.025	109.6	1:25.777	98.87	0.397	17:34:20.433
6 -	29.263	105.3	23.205	126.8	19.241	113.3	13.938	109.6	1:25.647	99.02	0.267	17:35:46.080
7 -	29.074	107.3	23.230	124.2	19.158	120.2	13.918	107.7	1:25.380 (1)	99.33		17:37:11.460
8 -	29.088	106.0	23.214	122.4	19.477	120.4	13.763	108.4	1:25.542 (3)	99.15	0.162	17:38:37.002
9 -	29.083	105.8	23.191	122.9	19.487	122.6	13.940	109.2	1:25.701	98.96	0.321	17:40:02.703
10 -	29.055	106.6	23.244	121.3	19.365	123.5	13.836	108.4	1:25.500 (2)	99.20	0.120	17:41:28.203
11 -	29.196	105.5	23.163	122.6	19.524	121.3	13.739	108.7	1:25.622	99.05	0.242	17:42:53.825
12 -	29.132	106.5	23.127	123.5	19.559	122.2	13.883	108.7	1:25.701	98.96	0.321	17:44:19.526

P23 69		Joshua PROUDFOOT				Yamaha YZF-R7 - Rev2Race Yamaha						
IDEAL LAP TIME : 1:24.662		BEST LAP TIME : 1:25.144				DIFFERENCE : 0.482						
LAP	SECTOR 1	SECTOR 2	SECTOR 3	SECTOR 4	LAP TIME	MPH	DIFF	TIME OF DAY				
1 -		104.3	23.235	123.8	19.089	123.1	15.558	99.4	1:33.280	90.92	8.136	17:28:35.385
2 -	29.559	105.8	23.061	122.4	19.625	121.7	14.618	103.5	1:26.863	97.64	1.719	17:30:02.248
3 -	28.982	102.1	23.365	123.1	19.398	115.7	13.967	105.5	1:25.712	98.95	0.568	17:31:27.960
4 -	29.148	102.7	23.500	120.6	19.722	123.1	13.772	105.6	1:26.142	98.46	0.998	17:32:54.102
5 -	28.896	103.0	23.447	120.9	19.698	121.5	13.917	106.6	1:25.958	98.67	0.814	17:34:20.060
6 -	29.106	103.5	23.392	121.5	19.249	126.3	13.821	105.3	1:25.568 (3)	99.12	0.424	17:35:45.628
7 -	28.946	103.0	23.394	121.3	19.720	117.1	13.920	107.0	1:25.980	98.64	0.836	17:37:11.608
8 -	29.224	104.0	23.158	122.4	19.376	118.5	13.992	105.3	1:25.750	98.91	0.606	17:38:37.358
9 -	28.971	103.7	23.242	120.9	19.204	125.2	13.727	103.8	1:25.144 (1)	99.61		17:40:02.502
10 -	28.894	102.6	23.471	120.6	19.732	120.0	13.963	106.8	1:26.060	98.55	0.916	17:41:28.562
11 -	29.438	103.5	23.104	124.0	19.313	117.1	14.047	106.5	1:25.902	98.73	0.758	17:42:54.464
12 -	28.797	104.2	23.049	121.1	19.478	124.2	13.930	105.6	1:25.254 (2)	99.48	0.110	17:44:19.718

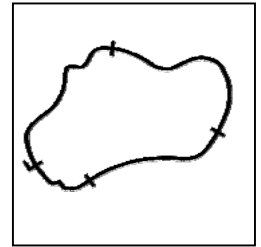
P24 6		Jack KNIGHTS				Aprilia RS660 - BlueMotion Racing						
IDEAL LAP TIME : 1:24.636		BEST LAP TIME : 1:25.211				DIFFERENCE : 0.575						
LAP	SECTOR 1	SECTOR 2	SECTOR 3	SECTOR 4	LAP TIME	MPH	DIFF	TIME OF DAY				
1 -		103.8	23.406	122.6	19.425	115.7	14.182	104.2	1:32.641	91.55	7.430	17:28:34.746
2 -	29.360	102.6	23.015	122.0	19.184	116.9	13.906	105.5	1:25.465 (3)	99.24	0.254	17:30:00.211
3 -	30.216	56.8	24.682	121.1	19.359	114.5	13.921	104.2	1:28.178	96.18	2.967	17:31:28.389
4 -	29.384	101.6	23.270	121.1	19.368	115.9	13.879	106.5	1:25.901	98.73	0.690	17:32:54.290
5 -	28.958	103.5	23.294	122.4	19.616	120.0	13.685	104.2	1:25.553	99.13	0.342	17:34:19.843
6 -	29.172	100.3	23.378	118.9	19.578	115.5	13.897	105.6	1:26.025	98.59	0.814	17:35:45.868
7 -	28.904	105.1	23.268	119.8	19.684	112.7	14.199	105.1	1:26.055	98.56	0.844	17:37:11.923
8 -	29.172	104.5	23.217	122.9	19.598	119.8	13.973	102.9	1:25.960	98.66	0.749	17:38:37.883
9 -	28.941	103.8	23.248	121.3	19.266	120.4	13.756	104.6	1:25.211 (1)	99.53		17:40:03.094
10 -	29.177	103.5	22.867	124.2	19.407	122.4	13.949	104.8	1:25.400 (2)	99.31	0.189	17:41:28.494
11 -	29.279	101.9	23.221	118.5	19.276	120.9	13.958	104.8	1:25.734	98.92	0.523	17:42:54.228
12 -	29.331	104.3	23.357	119.6	19.327	122.6	13.681	105.6	1:25.696	98.97	0.485	17:44:19.924

MCRCB BULLETIN TK247

2024 Bennetts British Superbike Championship - Round 7

2024 Pirelli National Sportbike with Moneybarn Vehicle Finance

RACE 1 - SECTOR ANALYSIS



SECTOR 1 = FL to I1, SECTOR 2 = I1 to I2 SECTOR 3 = I2 to I3, SECTOR 4 = I3 to FL, DIFF = Difference To Personal Best Lap, P = Crossed Finish Line in Pit Lane, D = Time Disallowed

P25 74		Finn SMART-WEEDEN				Aprilia RS660 - Definitive Racing							
IDEAL LAP TIME : 1:21.363		BEST LAP TIME : 1:21.836				DIFFERENCE : 0.473							
LAP	SECTOR 1	SECTOR 2		SECTOR 3		SECTOR 4		LAP TIME	MPH	DIFF	TIME OF DAY		
1 -	107.8	22.479	127.0	18.922	119.1	13.396	107.2	1:27.666	96.74	5.830	17:28:29.771		
2 -	27.593	108.2	22.285	126.8	18.803	125.6	13.155	1:21.836 (1)	103.64		17:29:51.607		
3 -	28.002	107.8	22.541	124.7	18.692	124.2	12.917	107.5	1:22.152	(2)	103.24	0.316	17:31:13.759
4 -	27.956	104.8	22.541	123.8	19.008	124.9	13.004	108.9	1:22.509		102.79	0.673	17:32:36.268
5 -	27.469	106.3	22.546	124.5	19.196	124.7	13.021	108.9	1:22.232	(3)	103.14	0.396	17:33:58.500
6 -	27.557	106.6	22.503	124.9	19.241	126.3	13.059	108.4	1:22.360		102.98	0.524	17:35:20.860
7 -	27.747	106.0	22.500	124.0	19.304	123.8	13.270	107.5	1:22.821		102.40	0.985	17:36:43.681
8 -	27.555	105.6	22.588	123.8	19.457	123.3	13.118	107.3	1:22.718		102.53	0.882	17:38:06.399
9 -	27.853	105.3	22.747	122.6	19.429	119.4	13.197	108.2	1:23.226		101.91	1.390	17:39:29.625
10 -	27.676	106.0	22.558	123.5	19.334	115.9	13.243	109.8	1:22.811		102.42	0.975	17:40:52.436
11 -	28.149	107.3	22.667	124.0	19.282	121.1	13.101	111.2	1:23.199		101.94	1.363	17:42:15.635

P26 11		Sean O'REILLY				Aprilia RS660 - Moto Muzzi Racing Aprilia					
IDEAL LAP TIME : 1:24.615		BEST LAP TIME : 1:24.615				DIFFERENCE : 0.000					
LAP	SECTOR 1	SECTOR 2		SECTOR 3		SECTOR 4		LAP TIME	MPH	DIFF	TIME OF DAY
1 -	105.6	23.253	122.6	19.588	115.5	14.614	101.0	1:33.272	90.93	8.657	17:28:35.377
2 -	29.228	107.0	22.699	124.7	19.089	118.9	13.599	106.8	1:24.615 (1)	100.23	17:29:59.992

P27 18		Jodie FIELDHOUSE				Aprilia - Go Pink Racing					
IDEAL LAP TIME : 1:26.128		BEST LAP TIME :				DIFFERENCE :					
LAP	SECTOR 1	SECTOR 2		SECTOR 3		SECTOR 4		LAP TIME	MPH	DIFF	TIME OF DAY
1 -	102.6	23.680	124.5	19.408	113.5	14.276	103.7	1:33.750	90.46		17:28:35.855

MCRCB BULLETIN TK248

2024 Bennetts British Superbike Championship - Round 7

2024 Pirelli National Sportbike with Moneybarn Vehicle Finance

RACE 1 - BEST SECTORS

SECTOR 1				SECTOR 2				SECTOR 3				SECTOR 4				IDEAL / BEST COMPARISON		
POS	NO	NAME	TIME	NO	NAME	TIME	NO	NAME	TIME	NO	NAME	TIME	POS	NO	NAME	IDEAL	BEST	DIFF
															PERFECT LAP	1:19.425		
1	13	COLOMBI	26.895	55	DESSOY	21.585	55	DESSOY	18.165	13	COLOMBI	12.780	1	55	DESSOY	1:19.687	1:20.431	0.744
2	47	COOPER	27.019	8	BARNES	21.606	8	BARNES	18.194	55	DESSOY	12.860	2	8	BARNES	1:19.843	1:20.509	0.666
3	8	BARNES	27.023	76	STEPHEN	21.611	13	COLOMBI	18.285	74	SMART-W	12.917	3	13	COLOMBI	1:19.847	1:20.507	0.660
4	55	DESSOY	27.077	34	SILVEST	21.630	34	SILVEST	18.310	47	COOPER	12.919	4	34	SILVESTER	1:20.286	1:20.768	0.482
5	34	SILVEST	27.121	25	STRUDWI	21.702	76	STEPHEN	18.342	8	BARNES	13.020	5	47	COOPER	1:20.319	1:20.587	0.268
6	25	STRUDWI	27.157	47	COOPER	21.853	25	STRUDWI	18.416	28	DAVIDSO	13.063	6	25	STRUDWICK	1:20.375	1:20.662	0.287
7	76	STEPHEN	27.332	13	COLOMBI	21.887	47	COOPER	18.528	25	STRUDWI	13.100	7	76	STEPHENSON	1:20.446	1:20.768	0.322
8	28	DAVIDSO	27.342	28	DAVIDSO	22.063	28	DAVIDSO	18.589	76	STEPHEN	13.161	8	28	DAVIDSON	1:21.057	1:21.355	0.298
9	74	SMART-W	27.469	67	STEPHEN	22.178	51	BANHAM	18.646	85	MARTIN	13.176	9	74	SMART-WEEEDEN	1:21.363	1:21.836	0.473
10	51	BANHAM	27.616	51	BANHAM	22.193	85	MARTIN	18.653	44	GREEN	13.183	10	51	BANHAM	1:21.740	1:22.162	0.422
11	85	MARTIN	27.657	23	ELLIS	22.241	74	SMART-W	18.692	34	SILVEST	13.225	11	85	MARTIN	1:21.744	1:22.023	0.279
12	67	STEPHEN	27.764	85	MARTIN	22.258	67	STEPHEN	18.697	56	ATKINS	13.229	12	67	STEPHENSON	1:22.022	1:22.182	0.160
13	60	DOCHERT	27.807	74	SMART-W	22.285	23	ELLIS	18.721	51	BANHAM	13.285	13	23	ELLIS	1:22.236	1:22.587	0.351
14	73	FAGAN	27.842	60	DOCHERT	22.296	73	FAGAN	18.722	60	DOCHERT	13.286	14	20	MUIR	1:22.319	1:23.044	0.725
15	23	ELLIS	27.865	20	MUIR	22.351	20	MUIR	18.793	20	MUIR	13.301	15	60	DOCHERTY	1:22.382	1:22.783	0.401
16	20	MUIR	27.874	56	ATKINS	22.383	56	ATKINS	18.945	67	STEPHEN	13.383	16	73	FAGAN	1:22.460	1:23.022	0.562
17	56	ATKINS	27.926	73	FAGAN	22.488	60	DOCHERT	18.993	73	FAGAN	13.408	17	56	ATKINS	1:22.483	1:22.664	0.181
18	77	MORGAN-	28.137	44	GREEN	22.684	29	DAYKIN	19.056	23	ELLIS	13.409	18	44	GREEN	1:23.492	1:24.268	0.776
19	4	SMITH	28.426	61	HARRIS	22.692	69	PROUDFO	19.089	4	SMITH	13.500	19	29	DAYKIN	1:24.041	1:24.503	0.462
20	44	GREEN	28.440	11	O'REILL	22.699	11	O'REILL	19.089	61	HARRIS	13.539	20	77	MORGAN-EDWARDS	1:24.049	1:24.104	0.055
21	29	DAYKIN	28.456	29	DAYKIN	22.814	66	HAND	19.157	11	O'REILL	13.599	21	61	HARRIS	1:24.075	1:24.633	0.558
22	61	HARRIS	28.471	77	MORGAN-	22.864	6	KNIGHTS	19.184	77	MORGAN-	13.660	22	4	SMITH	1:24.186	1:24.787	0.601
23	69	PROUDFO	28.797	6	KNIGHTS	22.867	44	GREEN	19.185	6	KNIGHTS	13.681	23	11	O'REILLY	1:24.615	1:24.615	0.000
24	6	KNIGHTS	28.904	4	SMITH	22.927	4	SMITH	19.333	29	DAYKIN	13.715	24	6	KNIGHTS	1:24.636	1:25.211	0.575
25	66	HAND	29.055	69	PROUDFO	23.049	61	HARRIS	19.373	69	PROUDFO	13.727	25	69	PROUDFOOT	1:24.662	1:25.144	0.482
26	11	O'REILL	29.228	66	HAND	23.127	18	FIELDHO	19.385	66	HAND	13.739	26	66	HAND	1:25.078	1:25.380	0.302
27	18	FIELDHO	29.306	18	FIELDHO	23.161	77	MORGAN-	19.388	18	FIELDHO	14.276	27	18	FIELDHOUSE	1:26.128		
28																		

MCRCB BULLETIN TK249**2024 Bennetts British Superbike Championship - Round 7****2024 Pirelli National Sportbike with Moneybarn Vehicle Finance****RACE 1 - BEST SPEEDS**

POS	INTERMEDIATE 1			INTERMEDIATE 2			INTERMEDIATE 3			FINISH LINE		
	NO	NAME	MPH	NO	NAME	MPH	NO	NAME	MPH	NO	NAME	MPH
1	76	STEPHENSON	111.6	34	SILVESTER	131.3	28	DAVIDSON	136.6	47	COOPER	112.0
2	55	DESSOY	111.1	76	STEPHENSON	130.8	13	COLOMBI	136.3	76	STEPHENSON	111.8
3	23	ELLIS	110.7	8	BARNES	130.3	47	COOPER	135.0	55	DESSOY	111.6
4	34	SILVESTER	110.3	51	BANHAM	129.8	25	STRUDWICK	134.2	25	STRUDWICK	111.2
5	28	DAVIDSON	110.3	25	STRUDWICK	129.3	55	DESSOY	133.9	74	SMART-WEEDEN	111.2
6	25	STRUDWICK	110.1	55	DESSOY	129.3	85	MARTIN	132.8	34	SILVESTER	111.1
7	13	COLOMBI	109.6	47	COOPER	129.0	8	BARNES	132.1	13	COLOMBI	110.5
8	51	BANHAM	109.6	23	ELLIS	129.0	60	DOCHERTY	131.8	8	BARNES	110.5
9	8	BARNES	109.4	13	COLOMBI	127.8	51	BANHAM	129.3	85	MARTIN	110.1
10	47	COOPER	109.1	28	DAVIDSON	127.8	34	SILVESTER	128.8	28	DAVIDSON	109.8
11	67	STEPHENSON	108.9	67	STEPHENSON	127.3	67	STEPHENSON	127.8	66	HAND	109.6
12	56	ATKINS	108.4	74	SMART-WEEDEN	127.0	56	ATKINS	127.3	51	BANHAM	109.2
13	4	SMITH	108.4	66	HAND	126.8	4	SMITH	127.0	23	ELLIS	108.7
14	20	MUIR	108.2	85	MARTIN	126.6	44	GREEN	126.8	67	STEPHENSON	108.4
15	74	SMART-WEEDEN	108.2	20	MUIR	126.1	61	HARRIS	126.8	4	SMITH	107.8
16	85	MARTIN	108.0	4	SMITH	125.9	69	PROUDFOOT	126.3	44	GREEN	107.7
17	60	DOCHERTY	107.3	60	DOCHERTY	125.6	74	SMART-WEEDEN	126.3	20	MUIR	107.5
18	66	HAND	107.3	44	GREEN	125.6	76	STEPHENSON	126.1	56	ATKINS	107.2
19	11	O'REILLY	107.0	73	FAGAN	125.4	20	MUIR	126.1	69	PROUDFOOT	107.0
20	29	DAYKIN	106.8	18	FIELDHOUSE	125.2	77	MORGAN-EDWARDS	124.5	60	DOCHERTY	106.8
21	18	FIELDHOUSE	106.5	11	O'REILLY	124.7	23	ELLIS	123.5	29	DAYKIN	106.8
22	44	GREEN	106.1	6	KNIGHTS	124.2	66	HAND	123.5	11	O'REILLY	106.8
23	73	FAGAN	105.8	69	PROUDFOOT	124.0	29	DAYKIN	123.3	61	HARRIS	106.6
24	69	PROUDFOOT	105.8	61	HARRIS	123.8	73	FAGAN	122.9	6	KNIGHTS	106.5
25	61	HARRIS	105.6	56	ATKINS	123.1	6	KNIGHTS	122.6	77	MORGAN-EDWARDS	106.3
26	6	KNIGHTS	105.1	29	DAYKIN	122.4	18	FIELDHOUSE	122.6	73	FAGAN	105.3
27	77	MORGAN-EDWARDS	104.6	77	MORGAN-EDWARDS	120.0	11	O'REILLY	118.9	18	FIELDHOUSE	103.7
28												

MCRCB BULLETIN TK250

2024 Bennetts British Superbike Championship - Round 7

2024 Pirelli National Sportbike with Moneybarn Vehicle Finance

RACE 1 - FASTEST LAP CLASSIFICATION

POS	RACE POS	NO	NAME	NAT	ENTRY	BEST	ON
1	4	55	Harrison DESSOY	GBR	Yamaha YZF-R7 - Rev2Race Yamaha	1:20.431	4
2	3	13	Edoardo COLOMBI	ITA	Aprilia RS660 - Gradara Corse Asd	1:20.507	3
3	5	8	Ash BARNES	GBR	Yamaha YZF-R7 - Raceways Yamaha	1:20.509	7
4	1	47	Richard COOPER	GBR	Triumph Daytona 660 - PHR Performance Triumph	1:20.587	3
5	2	25	Thomas STRUDWICK	GBR	Triumph Daytona 660 - TS Racing	1:20.662	7
6	6	34	Aaron SILVESTER	GBR	Triumph Daytona 660 - MIH Solutions / Macadam Racing Triumph	1:20.768	7
7	7	76	Rhys STEPHENSON	GBR	Triumph Daytona 660 - Rocket Racing	1:20.768	7
8	8	28	Alfie DAVIDSON	GBR	Aprilia RS660 - IN Competition / SENCAT Aprilia	1:21.355	3
9	25	74	Finn SMART-WEEDEN	GBR	Aprilia RS660 - Definitive Racing	1:21.836	2
10	9	85	Jayden MARTIN	AUS	Triumph Daytona 660 - MIH Solutions / Macadam Racing Triumph	1:22.023	2
11	10	51	Rossi BANHAM	GBR	Yamaha YZF-R7 - RB Racing	1:22.162	7
12	12	67	Jacob STEPHENSON	GBR	Yamaha YZF-R7 - Rev2Race Yamaha	1:22.182	2
13	13	23	Joe ELLIS	GBR	Aprilia RS660 - JPR	1:22.587	3
14	16	56	Charlie ATKINS	GBR	Kawasaki Ninja 650 - Symcirrus Motorsport	1:22.664	2
15	15	60	Lennon DOCHERTY	GBR	Kawasaki Ninja 650 - Symcirrus Motorsport	1:22.783	3
16	14	73	AI FAGAN	GBR	Triumph Daytona 660 - Macadam Triumph Racing	1:23.022	4
17	11	20	Jack MUIR	GBR	Aprilia RS660 - Jack Muir Racing	1:23.044	6
18	18	77	Oliver MORGAN-EDWARDS	GBR	Aprilia RS660 - OME Racing	1:24.104	2
19	17	44	Sam GREEN	GBR	Aprilia RS660 - Bruce Racing	1:24.268	5
20	21	29	Aaron DAYKIN	GBR	Aprilia RS660 - 929 Racing	1:24.503	2
21	26	11	Sean O'REILLY	GBR	Aprilia RS660 - Moto Muzzi Racing Aprilia	1:24.615	2
22	20	61	Cameron HARRIS	GBR	Aprilia RS660 - Harris Racing / PW Gates	1:24.633	3
23	19	4	Jack SMITH	GBR	Aprilia RS660 - Woodland Racing	1:24.787	4
24	23	69	Joshua PROUDFOOT	GBR	Yamaha YZF-R7 - Rev2Race Yamaha	1:25.144	9
25	24	6	Jack KNIGHTS	GBR	Aprilia RS660 - BlueMotion Racing	1:25.211	9
26	22	66	Katie HAND	GBR	Triumph Daytona 660 - MIH Solutions / Macadam Racing Triumph	1:25.380	7

MCRCB BULLETIN TK251

2024 Bennetts British Superbike Championship - Round 7

2024 Pirelli National Sportbike with Moneybarn Vehicle Finance

RACE 1 - STATISTICS

Competitors Started	27
Planned Start	2024-08-10 @ 17:15:00.000
Actual Start	2024-08-10 @ 17:27:02.104
Finish Time	2024-08-10 @ 17:43:17.925
Track Length	2.3560mi.
Total Laps	302
Total Distance Covered	711.5130mi.

Session Fastest Lap History

NO	NAME	LAP TIME	TIME OF DAY	LAP	VEHICLE
13	Edoardo COLOMBI	1:20.797	17:29:47.138	2	Aprilia RS660
13	Edoardo COLOMBI	1:20.507	17:31:07.645	3	Aprilia RS660
55	Harrison DESSOY	1:20.431	17:32:30.529	4	Yamaha YZF-R7

Session Leader History

NO	NAME	FROM LAP	LAPS LED	DISTANCE	VEHICLE
47	Richard COOPER	1	1	2.35 miles	Triumph Daytona 660
13	Edoardo COLOMBI	2	2	4.71 miles	Aprilia RS660
47	Richard COOPER	4	2	4.71 miles	Triumph Daytona 660
13	Edoardo COLOMBI	6	1	2.35 miles	Aprilia RS660
47	Richard COOPER	7	1	2.35 miles	Triumph Daytona 660
13	Edoardo COLOMBI	8	1	2.35 miles	Aprilia RS660
47	Richard COOPER	9	4	9.42 miles	Triumph Daytona 660

Flag History

TYPE	TIME OF DAY
GREEN	17:27:02.104
FINISH	17:43:17.925

Flag Statistics

TYPE	COUNT	TOTAL LAPS	TOTAL TIME
Green	1	12	19:18.882
Red	0	0	0.000
Safety Car	0	0	0.000
FCY	0	0	0.000

MCRCB BULLETIN TK252

2024 Bennetts British Superbike Championship - Round 7

2024 Pirelli National Sportbike with Moneybarn Vehicle Finance

RACE 1 - SESSION NOTES

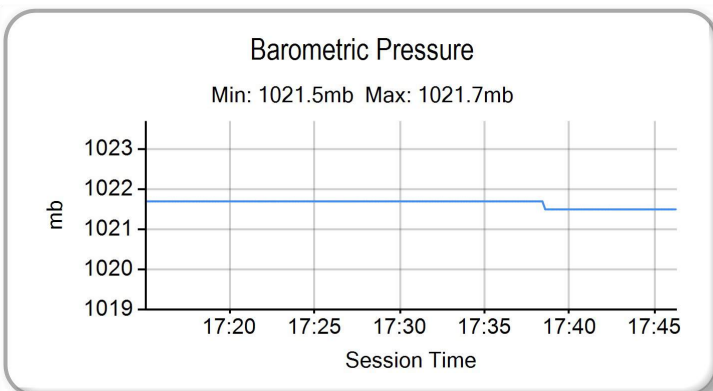
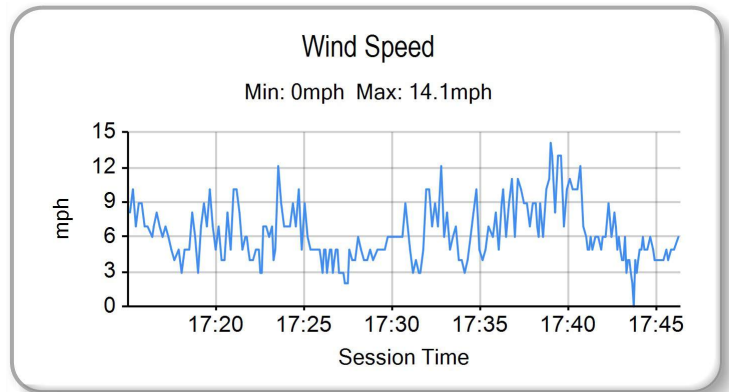
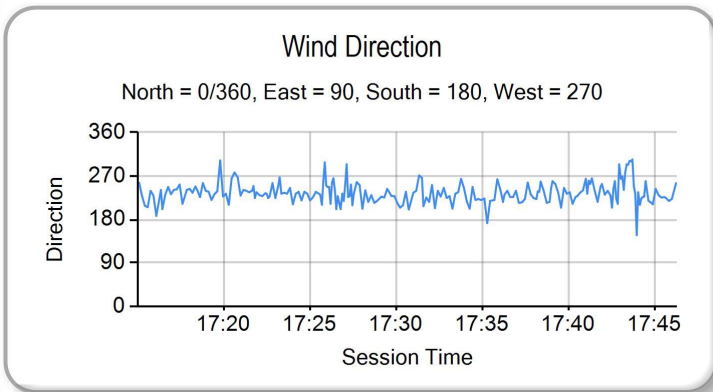
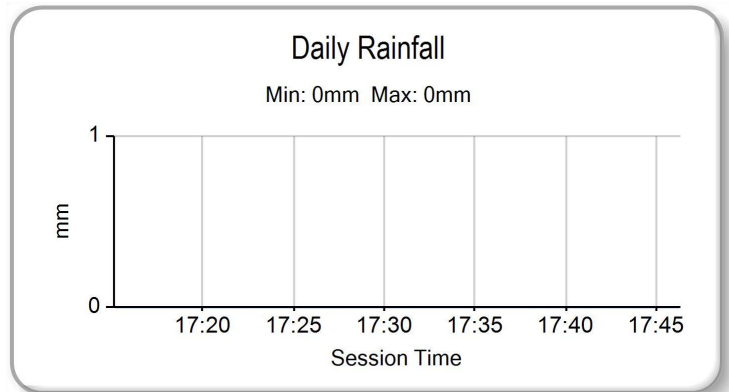
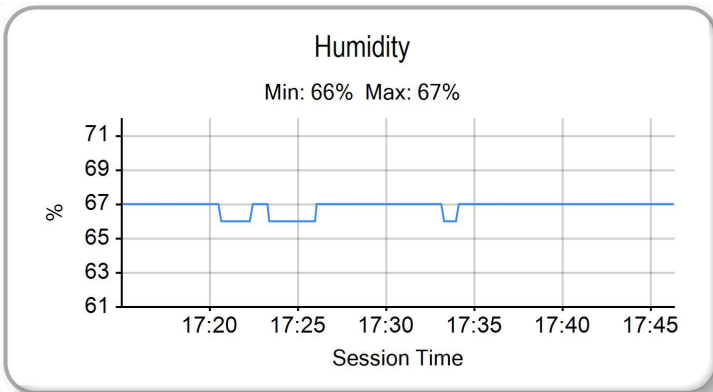
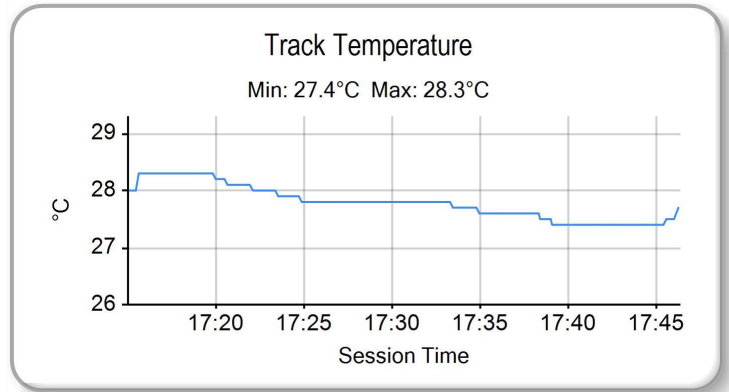
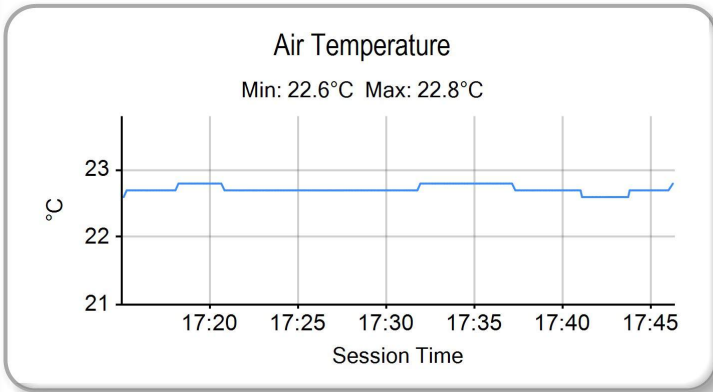
TIME	MESSAGE
17:17:46	PITLANE OPEN
17:18:15	NEW RACE DISTANCE - 12 LAPS
17:18:19	PITLANE OPEN
17:21:04	NO.17 LEAVING THE GRID
17:21:16	PITLANE OPEN
17:21:17	NEW RACE DISTANCE - 12 LAPS
17:22:01	PITLANE CLOSED
17:22:04	3 MINUTES TO WARM UP LAP
17:24:04	1 MINUTE TO WARM UP LAP
17:24:30	30 SECONDS TO WARM UP LAP
17:24:48	GREEN FLAG - WARM UP LAP
17:26:26	RACE START
17:27:52	NO JUMP STARTS
17:28:58	NO. 69 - COURSE CUT AT TURN 12/13/14 - LAP 1
17:30:06	NO. 60 - COURSE CUT AT TURN 12/13/14 - LAP 2
17:30:37	NO. 18 FALLER AT T12 CHICANE - RIDER TO MEDICAL CENTRE
17:31:51	NO. 11 FALLER AT T5 SEAGRAVE - RIDER OK
17:31:54	NO. 74 20 - COURSE CUT AT TURN 12/13/14
17:32:10	NO. 28 - COURSE CUT AT TURN 12/13/14 (LAP 1)
17:32:58	NO. 28 - COURSE CUT AT TURN 12/13/14 - LAP 1
17:35:09	NO. 60 2 SEC TIME PENALTY - COURSE CUT - TURN 12/13/14 - LAP 2
17:37:09	NO. 74 2 SEC TIME PENALTY - COURSE CUT - TURN 12/13/14 - LAP 3
17:38:02	TWO THIRDS DISTANCE COMPLETED
17:41:54	NO. 56 - COURSE CUT AT TURN 12/13/14 - LAP 10
17:43:02	NO. 74 FALLER AT T3 CAMPBELL - RIDER OK

MCRCB BULLETIN TK253

2024 Bennetts British Superbike Championship - Round 7

2024 Pirelli National Sportbike with Moneybarn Vehicle Finance

RACE 1 - WEATHER CONDITIONS



2024 Pirelli National Sportbike with Moneybarn Finance
RIDERS CHAMPIONSHIP CLASSIFICATION



	TOTAL	GAP	DIFF	Races															Wins	Seconds	Thirds
				1 14th - 6th May	2 Oulton Park International	3 17th - 19th May	4 Donington Park GP	5 14th - 16th June	6 Knockhill	7 5th - 7th July Snetterton 300	8 19th - 21st July Brands Hatch GP	9 9th - 11th August Thruxton	11 24th - 26th August Cadwell Park	12 13th - 15th September Oulton Park International	13 27th - 29th September Donington Park GP	14 11th - 13th October	15 Brands Hatch GP				
1 Edoardo COLOMBI (Aprilia)	197.5			12.5	25	25	25	18	22	25	25	20							6	1	1
2 Richard COOPER (Triumph)	196	1.5		11	22	22	22	25	25	22	22	25							3	6	0
3 Ash BARNES (Yamaha)	146	51.5	50	8	20	20	16	20	18	12	16	16							0	0	3
4 Thomas STRUDWICK (Triumph)	133	64.5	13	9		18	20	14	10	20	20	22							0	1	3
5 Harrison DESOY (Yamaha)	119	78.5	14	7	18		18	22		18	18	18							0	1	0
6 Aaron SILVESTER (Triumph)	104	93.5	15	10			14	16	20	16	14	14							0	0	2
7 Alfie DAVIDSON (Aprilia)	84	114	20	4	16	8	8	10	14	6	8	10							0	0	0
8 Rhys STEPHENSON (Triumph)	78	120	6		14	14	12			14	12	12							0	0	0
9 Jayden MARTIN (Triumph)	47	151	31	6		12	10	5		4	2	8							0	0	0
10 Rossi BANHAM (Yamaha)	38	160	9			10	5	5		8	4	6							0	0	0
11 Zak SHELTON (Aprilia)	37	161	1	5		16				10	6								0	0	0
12 Finn SMART-WEEDEN (Aprilia)	33	165	4	3	12			8				10							0	0	0
13 Lennon DOCHERTY (Kawasaki)	29	169	4					12	16				1						0	0	0
14 Charlie ATKINS (Kawasaki)	26	172	3		8			6	12										0	0	0
15 Lewis ARROWSMITH (Aprilia)	24.5	173	1.5	2.5	10	6	6												0	0	0
16 Cameron HARRIS (Aprilia)	15.5	182	9	0.5	3	4	4	2		2									0	0	0
17 Sean O'REILLY (Aprilia)	14	184	1.5		6			8											0	0	0
18 Oliver MORGAN-EDWARDS (Aprilia)	12	186	2		2		2	2	6										0	0	0
19 Darragh CREAN (Aprilia)	11	187	1		5	3		3											0	0	0
20 Jacob STEPHENSON (Yamaha)	11	187	0					3		1	3	4							0	0	0
21 Caolan IRWIN (Aprilia)	10	188	1							5	5								0	0	0
22 Joshua PROUDFOOT (Yamaha)	9	189	1		1			4	4										0	0	0
23 Joe ELLIS (Aprilia)	9	189	0		4		1	1				3							0	0	0
24 Jack SMITH (Aprilia)	7.5	190	1.5	1.5		5		1											0	0	0
25 Jack MUIR (Aprilia)	6	192	1.5								1	5							0	0	0
26 Katie HAND (Yamaha)	6	192	0		1		2	3											0	0	0
27 Kieran KENT (Yamaha)	5	193	1		2					3									0	0	0
28 Al FAGAN (Triumph)	2	196	3									2							0	0	0
29 Sam GREEN (Aprilia)	1	197	1			1													0	0	0



ROW 10			28	17	Zak SHELTON						
ROW 9		27	18	Jodie FIELDHOUSE	26	66	Katie HAND	25	6	Jack KNIGHTS	
ROW 8		24	69	Joshua PROUDFOOT	23	4	Jack SMITH	22	61	Cameron HARRIS	
ROW 7			21	11	Sean O'REILLY	20	29	Aaron DAYKIN	19	44	Sam GREEN
ROW 6		18	77	Oliver MORGAN-EDWARDS	17	20	Jack MUIR	16	73	Al FAGAN	
ROW 5			15	60	Lennon DOCHERTY	14	56	Charlie ATKINS	13	23	Joe ELLIS
ROW 4		12	67	Jacob STEPHENSON	11	51	Rossi BANHAM	10	85	Jayden MARTIN	
ROW 3			9	74	Finn SMART-WEEDEN	8	28	Alfie DAVIDSON	7	76	Rhys STEPHENSON
ROW 2		6	34	Aaron SILVESTER	5	25	Thomas STRUDWICK	4	47	Richard COOPER	
ROW 1			3	8	Ash BARNES	2	13	Edoardo COLOMBI	1	55	Harrison DESSOY
Pole											

These results are provisional until the conclusion of any judicial and technical matters.

Thruxton: 2.3560 miles

Race Director: Stuart Higgs <i>S. Higgs</i>	Stewards:	Timekeeper: Richard Evans <i>R. EVANS</i>	
<small>Digitally Approved at 18:16 Saturday, 10 August 2024</small>		<small>Digitally Approved at 18:08 Saturday, 10 August 2024</small>	

Results can be found at www.tsl-timing.com

Printed - 17:54 Saturday, 10 August 2024





WARM UP - CLASSIFICATION

POS	NO	NAME	NAT	ENTRY	TIME	ON	LAPS	GAP	DIFF	MPH
1	47	Richard COOPER	GBR	Triumph Daytona 660 - PHR Performance Triumph	1:20.188	5	6			105.77
2	55	Harrison DESSOY	GBR	Yamaha YZF-R7 - Rev2Race Yamaha	1:20.527	5	6	0.339	0.339	105.32
3	13	Edoardo COLOMBI	ITA	Aprilia RS660 - Gradara Corse Asd	1:20.867	5	6	0.679	0.340	104.88
4	8	Ash BARNES	GBR	Yamaha YZF-R7 - Raceways Yamaha	1:20.995	4	6	0.807	0.128	104.71
5	25	Thomas STRUDWICK	GBR	Triumph Daytona 660 - TS Racing	1:21.328	5	6	1.140	0.333	104.28
6	28	Alfie DAVIDSON	GBR	Aprilia RS660 - IN Competition / SENCAT Aprilia	1:21.911	4	6	1.723	0.583	103.54
7	76	Rhys STEPHENSON	GBR	Triumph Daytona 660 - Rocket Racing	1:21.959	6	6	1.771	0.048	103.48
8	34	Aaron SILVESTER	GBR	Triumph Daytona 660 - MIH Solutions / Macadam Raci	1:22.418	5	5	2.230	0.459	102.90
9	17	Zak SHELTON	GBR	Aprilia RS660 - XMT Racing	1:22.506	5	6	2.318	0.088	102.79
10	85	Jayden MARTIN	AUS	Triumph Daytona 660 - MIH Solutions / Macadam Raci	1:22.990	3	5	2.802	0.484	102.20
11	23	Joe ELLIS	GBR	Aprilia RS660 - JPR	1:23.250	5	6	3.062	0.260	101.88
12	20	Jack MUIR	GBR	Aprilia RS660 - Jack Muir Racing	1:23.406	6	6	3.218	0.156	101.69
13	67	Jacob STEPHENSON	GBR	Yamaha YZF-R7 - Rev2Race Yamaha	1:23.456	5	6	3.268	0.050	101.62
14	73	AI FAGAN	GBR	Triumph Daytona 660 - Macadam Triumph Racing	1:23.568	6	6	3.380	0.112	101.49
15	60	Lennon DOCHERTY	GBR	Kawasaki Ninja 650 - Symcirrus Motorsport	1:23.756	5	6	3.568	0.188	101.26
16	77	Oliver MORGAN-EDWARDS	GBR	Aprilia RS660 - OME Racing	1:23.991	5	6	3.803	0.235	100.98
17	4	Jack SMITH	GBR	Aprilia RS660 - Woodland Racing	1:24.154	6	6	3.966	0.163	100.78
18	44	Sam GREEN	GBR	Aprilia RS660 - Bruce Racing	1:24.727	5	6	4.539	0.573	100.10
19	6	Jack KNIGHTS	GBR	Aprilia RS660 - BlueMotion Racing	1:25.149	5	6	4.961	0.422	99.60
20	61	Cameron HARRIS	GBR	Aprilia RS660 - Harris Racing / PW Gates	1:25.209	4	6	5.021	0.060	99.53
21	29	Aaron DAYKIN	GBR	Aprilia RS660 - 929 Racing	1:25.339	6	6	5.151	0.130	99.38
22	69	Joshua PROUDFOOT	GBR	Yamaha YZF-R7 - Rev2Race Yamaha	1:25.364	5	6	5.176	0.025	99.35
23	66	Katie HAND	GBR	Triumph Daytona 660 - MIH Solutions / Macadam Raci	1:25.612	5	6	5.424	0.248	99.07
24	11	Sean O'REILLY	GBR	Aprilia RS660 - Moto Muzzi Racing Aprilia	1:28.091	6	6	7.903	2.479	96.28
25	56	Charlie ATKINS	GBR	Kawasaki Ninja 650 - Symcirrus Motorsport			0			
26	74	Finn SMART-WEEDEN	GBR	Aprilia RS660 - Definnitive Racing			0			

Weather / Track : Cloudy / Dry

Date: 11/08/2024 Start: 11:23 Finish: 11:31

These results are provisional until the conclusion of any judicial and technical matters.

Thruxton: 2.3560 miles

Race Director: Stuart Higgs

Stewards:

Timekeeper: Richard Evans

S. Higgs

R. EVANS



Digitally Approved at 11:38 Sunday, 11 August 2024

Digitally Approved at 11:37 Sunday, 11 August 2024

Results can be found at www.tsl-timing.com

Printed - 11:33 Sunday, 11 August 2024

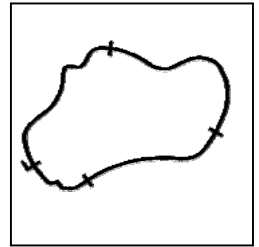


MCRCB BULLETIN TK300

2024 Bennetts British Superbike Championship - Round 7

2024 Pirelli National Sportbike with Moneybarn Vehicle Finance

WARM UP - SECTOR ANALYSIS



SECTOR 1 = FL to I1, SECTOR 2 = I1 to I2 SECTOR 3 = I2 to I3, SECTOR 4 = I3 to FL, DIFF = Difference To Personal Best Lap, P = Crossed Finish Line in Pit Lane, D = Time Disallowed

P1 47		Richard COOPER				Triumph Daytona 660 - PHR Performance Triumph						
IDEAL LAP TIME : 1:20.188		BEST LAP TIME : 1:20.188				DIFFERENCE : 0.000						
LAP	SECTOR 1	SECTOR 2		SECTOR 3		SECTOR 4		LAP TIME	MPH	DIFF	TIME OF DAY	
1 -	OUTLAP	93.7	26.057	124.7	21.324	105.8	13.772	110.7			11:24:39.250	
2 -	27.691	106.5	22.085	130.3	18.458	135.0	12.922	110.0	1:21.156 (3)	104.50	0.968	11:26:00.406
3 -	27.571	108.0	22.101	130.0	18.330	136.1	12.945	110.5	1:20.947 (2)	104.77	0.759	11:27:21.353
4 -	27.319	107.5	23.577	102.2	19.988	127.5	13.066	110.9	1:23.950	101.03	3.762	11:28:45.303
5 -	27.294	108.7	21.766	131.8	18.206	129.8	12.922	110.5	1:20.188 (1)	105.77		11:30:05.491
6 -	27.475	108.2	21.822	130.3	18.347	135.0	15.218	102.7	1:22.862	102.35	2.674	11:31:28.353

P2 55		Harrison DESOY				Yamaha YZF-R7 - Rev2Race Yamaha						
IDEAL LAP TIME : 1:20.441		BEST LAP TIME : 1:20.527				DIFFERENCE : 0.086						
LAP	SECTOR 1	SECTOR 2		SECTOR 3		SECTOR 4		LAP TIME	MPH	DIFF	TIME OF DAY	
1 -	OUTLAP	102.9	24.737	122.4	19.381	129.3	13.504	108.2			11:24:40.655	
2 -	27.815	109.6	22.506	125.9	18.378	135.0	13.013	108.9	1:21.712	103.79	1.185	11:26:02.367
3 -	28.321	106.1	22.204	124.9	18.381	135.0	13.104	108.0	1:22.010	103.42	1.483	11:27:24.377
4 -	27.570	106.8	22.026	125.4	18.347	125.4	13.125	111.1	1:21.068 (3)	104.62	0.541	11:28:45.445
5 -	27.483	107.8	21.789	129.0	18.266	131.8	12.989	109.4	1:20.527 (1)	105.32		11:30:05.972
6 -	27.397	108.0	21.804	127.8	18.459	132.3	13.356	109.2	1:21.016 (2)	104.69	0.489	11:31:26.988

P3 13		Edoardo COLOMBI				Aprilia RS660 - Gradara Corse Asd						
IDEAL LAP TIME : 1:20.715		BEST LAP TIME : 1:20.867				DIFFERENCE : 0.152						
LAP	SECTOR 1	SECTOR 2		SECTOR 3		SECTOR 4		LAP TIME	MPH	DIFF	TIME OF DAY	
1 -	OUTLAP	106.1	22.558	126.8	18.633	130.5	13.262	108.2			11:24:26.892	
2 -	27.556	105.5	22.504	125.2	19.350	130.8	13.171	110.1	1:22.581	102.70	1.714	11:25:49.473
3 -	27.664	107.7	22.299	124.9	18.667	135.8	13.033	110.3	1:21.663	103.86	0.796	11:27:11.136
4 -	27.196	106.0	22.250	125.2	18.518	134.4	12.936	110.5	1:20.900 (2)	104.84	0.033	11:28:32.036
5 -	27.212	107.0	22.171	125.2	18.468	137.5	13.016	104.0	1:20.867 (1)	104.88		11:29:52.903
6 -	27.445	106.8	22.276	124.7	18.544	135.2	12.880	109.2	1:21.145 (3)	104.52	0.278	11:31:14.048

P4 8		Ash BARNES				Yamaha YZF-R7 - Raceways Yamaha						
IDEAL LAP TIME : 1:20.763		BEST LAP TIME : 1:20.995				DIFFERENCE : 0.232						
LAP	SECTOR 1	SECTOR 2		SECTOR 3		SECTOR 4		LAP TIME	MPH	DIFF	TIME OF DAY	
1 -	OUTLAP	96.6	25.450	122.2	21.027	108.9	13.819	110.0			11:24:39.480	
2 -	28.335	105.5	22.421	129.3	18.580	129.0	12.958	109.8	1:22.294	103.06	1.299	11:26:01.774
3 -	27.744	107.0	22.080	124.7	18.590	134.7	12.807	109.4	1:21.221	104.42	0.226	11:27:22.995
4 -	27.527	105.5	22.110	125.4	18.508	130.8	12.850	110.0	1:20.995 (1)	104.71		11:28:43.990
5 -	27.483	105.3	22.180	125.2	18.490	131.3	12.941	108.2	1:21.094 (2)	104.58	0.099	11:30:05.084
6 -	27.469	106.3	21.997	126.3	18.571	131.8	13.104	106.8	1:21.141 (3)	104.52	0.146	11:31:26.225

P5 25		Thomas STRUDWICK				Triumph Daytona 660 - TS Racing						
IDEAL LAP TIME : 1:21.318		BEST LAP TIME : 1:21.328				DIFFERENCE : 0.010						
LAP	SECTOR 1	SECTOR 2		SECTOR 3		SECTOR 4		LAP TIME	MPH	DIFF	TIME OF DAY	
1 -	OUTLAP	101.8	23.631	123.1	19.007	129.8	13.268	110.0			11:24:53.944	
2 -	28.261	106.0	22.428	125.9	18.619	129.3	13.238	110.0	1:22.546	102.75	1.218	11:26:16.490
3 -	27.857	106.8	22.172	127.8	18.414	132.8	13.149	109.8	1:21.592 (2)	103.95	0.264	11:27:38.082
4 -	27.877	107.5	22.607	126.3	18.542	132.8	13.123	109.8	1:22.149	103.24	0.821	11:29:00.231
5 -	27.823	106.5	22.152	129.5	18.250	135.2	13.103	110.1	1:21.328 (1)	104.28		11:30:21.559
6 -	27.813	108.7	22.311	129.0	18.513	132.1	13.161	110.0	1:21.798 (3)	103.68	0.470	11:31:43.357

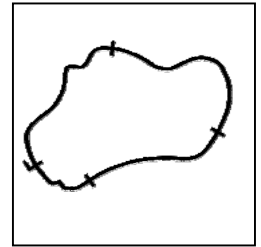
P6 28		Alfie DAVIDSON				Aprilia RS660 - IN Competition / SENCAT Aprilia						
IDEAL LAP TIME : 1:21.757		BEST LAP TIME : 1:21.911				DIFFERENCE : 0.154						
LAP	SECTOR 1	SECTOR 2		SECTOR 3		SECTOR 4		LAP TIME	MPH	DIFF	TIME OF DAY	
1 -	OUTLAP	105.8	22.979	124.2	18.956	127.0	13.532	108.9			11:24:27.210	
2 -	28.048	107.0	22.387	125.9	18.581	133.6	13.160	108.5	1:22.176 (3)	103.21	0.265	11:25:49.386
3 -	28.029	108.0	22.383	126.1	18.496	130.0	13.172	110.0	1:22.080 (2)	103.33	0.169	11:27:11.466
4 -	27.791	106.3	22.450	125.6	18.583	133.4	13.087	109.8	1:21.911 (1)	103.54		11:28:33.377
5 -	27.964	106.1	22.543	125.4	19.047	128.0	13.430	108.7	1:22.984	102.20	1.073	11:29:56.361
6 -	28.056	106.0	22.711	124.9	18.871	129.3	13.259	108.7	1:22.897	102.31	0.986	11:31:19.258

MCRCB BULLETIN TK300

2024 Bennetts British Superbike Championship - Round 7

2024 Pirelli National Sportbike with Moneybarn Vehicle Finance

WARM UP - SECTOR ANALYSIS



SECTOR 1 = FL to I1, SECTOR 2 = I1 to I2 SECTOR 3 = I2 to I3, SECTOR 4 = I3 to FL, DIFF = Difference To Personal Best Lap, P = Crossed Finish Line in Pit Lane, D = Time Disallowed

P7 76		Rhys STEPHENSON				Triumph Daytona 660 - Rocket Racing						
IDEAL LAP TIME : 1:21.483		BEST LAP TIME : 1:21.959				DIFFERENCE : 0.476						
LAP	SECTOR 1	SECTOR 2		SECTOR 3		SECTOR 4		LAP TIME	MPH	DIFF	TIME OF DAY	
1 -	OUTLAP	105.0	22.894	123.5	19.265	124.9	13.638	108.7			11:24:48.904	
2 -	27.998	108.0	22.666	125.6	19.050	124.2	13.469	109.4	1:23.183	101.96	1.224	11:26:12.087
3 -	27.853	107.5	22.166	125.4	18.629	126.3	13.441	110.9	1:22.089 (2)	103.32	0.130	11:27:34.176
4 -	27.934	107.3	22.078	128.5	18.261	116.9	13.979	108.2	1:22.252	103.11	0.293	11:28:56.428
5 -	28.047	107.5	22.304	126.3	18.366	131.5	13.377	109.8	1:22.094 (3)	103.31	0.135	11:30:18.522
6 -	27.803	107.3	22.309	125.2	18.506	128.3	13.341	108.0	1:21.959 (1)	103.48		11:31:40.481

P8 34		Aaron SILVESTER				Triumph Daytona 660 - MIH Solutions / Macadam Racing Trium						
IDEAL LAP TIME : 1:22.006		BEST LAP TIME : 1:22.418				DIFFERENCE : 0.412						
LAP	SECTOR 1	SECTOR 2		SECTOR 3		SECTOR 4		LAP TIME	MPH	DIFF	TIME OF DAY	
1 -	OUTLAP	104.3	22.635	121.1	18.777	133.6	13.564	106.8			11:25:35.905	
2 -	28.097	105.6	22.499	125.4	18.913	129.3	IN PIT		1:22.315 P	103.03		11:26:58.220
3 -	OUTLAP	108.4	22.307	129.5	18.885	119.6	14.131	107.2	1:58.347	71.66	35.929	11:28:56.567
4 -	28.725	109.1	22.220	128.0	18.723	130.5	13.421	108.5	1:23.089 (2)	102.07	0.671	11:30:19.656
5 -	27.987	106.1	22.159	128.3	18.439	133.6	13.833	107.2	1:22.418 (1)	102.90		11:31:42.074

P9 17		Zak SHELTON				Aprilia RS660 - XMT Racing						
IDEAL LAP TIME : 1:22.132		BEST LAP TIME : 1:22.506				DIFFERENCE : 0.374						
LAP	SECTOR 1	SECTOR 2		SECTOR 3		SECTOR 4		LAP TIME	MPH	DIFF	TIME OF DAY	
1 -	OUTLAP	81.7	27.017	111.1	20.191	113.9	14.082	105.5			11:24:38.586	
2 -	29.257	101.5	23.155	121.1	19.277	116.1	14.340	105.1	1:26.029	98.59	3.523	11:26:04.615
3 -	27.824	107.5	22.366	124.5	19.613	129.0	13.522	107.3	1:23.325	101.78	0.819	11:27:27.940
4 -	28.177	106.1	22.462	124.0	18.686	133.1	13.475	106.8	1:22.800 (2)	102.43	0.294	11:28:50.740
5 -	27.971	105.8	22.593	123.3	18.627	135.0	13.315	108.2	1:22.506 (1)	102.79		11:30:13.246
6 -	28.056	105.0	22.713	122.6	18.771	125.9	13.462	108.2	1:23.002 (3)	102.18	0.496	11:31:36.248

P10 85		Jayden MARTIN				Triumph Daytona 660 - MIH Solutions / Macadam Racing Trium						
IDEAL LAP TIME : 1:22.724		BEST LAP TIME : 1:22.990				DIFFERENCE : 0.266						
LAP	SECTOR 1	SECTOR 2		SECTOR 3		SECTOR 4		LAP TIME	MPH	DIFF	TIME OF DAY	
1 -	OUTLAP	102.7	22.904	123.1	19.057	128.3	13.599	108.0			11:25:37.084	
2 -	28.891	105.8	22.619	123.3	18.901	130.0	13.547	107.0	1:23.958 (2)	101.02	0.968	11:27:01.042
3 -	28.394	105.6	22.553	124.9	18.801	131.5	13.242	107.0	1:22.990 (1)	102.20		11:28:24.032
4 -	28.308	105.1	22.455	124.9	18.965	134.7	IN PIT		1:22.360 P	102.98		11:29:46.392
5 -	OUTLAP	101.6	22.771	123.5	18.719	120.9	14.111	107.0	2:23.134	59.25	1:00.144	11:32:09.526

P11 23		Joe ELLIS				Aprilia RS660 - JPR						
IDEAL LAP TIME : 1:23.058		BEST LAP TIME : 1:23.250				DIFFERENCE : 0.192						
LAP	SECTOR 1	SECTOR 2		SECTOR 3		SECTOR 4		LAP TIME	MPH	DIFF	TIME OF DAY	
1 -	OUTLAP	99.2	26.301	118.7	20.481	112.4	14.333	106.6			11:24:47.574	
2 -	29.145	103.8	22.940	125.9	19.108	118.5	14.022	108.7	1:25.215	99.53	1.965	11:26:12.789
3 -	28.632	105.3	22.648	126.1	19.103	126.3	13.750	107.7	1:24.133	100.81	0.883	11:27:36.922
4 -	28.550	105.6	23.132	122.6	18.795	130.3	13.531	107.5	1:24.008 (3)	100.96	0.758	11:29:00.930
5 -	28.245	105.5	22.487	128.0	18.944	129.3	13.574	106.3	1:23.250 (1)	101.88		11:30:24.180
6 -	28.282	106.1	22.761	125.9	19.062	120.4	13.661	106.0	1:23.766 (2)	101.25	0.516	11:31:47.946

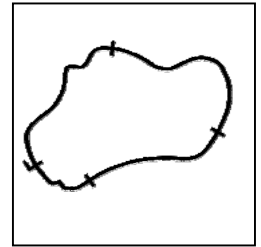
P12 20		Jack MUIR				Aprilia RS660 - Jack Muir Racing						
IDEAL LAP TIME : 1:22.981		BEST LAP TIME : 1:23.406				DIFFERENCE : 0.425						
LAP	SECTOR 1	SECTOR 2		SECTOR 3		SECTOR 4		LAP TIME	MPH	DIFF	TIME OF DAY	
1 -	OUTLAP	96.6	26.216	119.8	19.770	116.3	13.870	105.0			11:24:38.299	
2 -	29.285	104.0	22.662	122.6	18.681	127.5	14.216	104.3	1:24.844	99.96	1.438	11:26:03.143
3 -	28.803	105.5	22.607	122.9	18.940	122.0	13.296	106.8	1:23.646 (2)	101.39	0.240	11:27:26.789
4 -	28.652	103.4	23.026	122.2	18.978	120.4	14.483	102.1	1:25.139	99.62	1.733	11:28:51.928
5 -	28.911	104.8	22.705	123.5	18.909	120.9	13.313	106.6	1:23.838 (3)	101.16	0.432	11:30:15.766
6 -	28.397	104.8	22.612	122.2	18.890	120.4	13.507	105.8	1:23.406 (1)	101.69		11:31:39.172

MCRCB BULLETIN TK300

2024 Bennetts British Superbike Championship - Round 7

2024 Pirelli National Sportbike with Moneybarn Vehicle Finance

WARM UP - SECTOR ANALYSIS



SECTOR 1 = FL to I1, SECTOR 2 = I1 to I2 SECTOR 3 = I2 to I3, SECTOR 4 = I3 to FL, DIFF = Difference To Personal Best Lap, P = Crossed Finish Line in Pit Lane, D = Time Disallowed

P13 67		Jacob STEPHENSON				Yamaha YZF-R7 - Rev2Race Yamaha			
IDEAL LAP TIME : 1:23.262		BEST LAP TIME : 1:23.456				DIFFERENCE : 0.194			
LAP	SECTOR 1	SECTOR 2	SECTOR 3	SECTOR 4	LAP TIME	MPH	DIFF	TIME OF DAY	
1 -	OUTLAP	105.5	22.890	125.2	19.141	125.9	13.690	107.0	11:24:28.822
2 -	28.466	105.6	22.693	122.9	19.044	123.5	13.560	107.0	1:23.763 101.25 0.307 11:25:52.585
3 -	28.265	106.3	22.707	123.1	19.062	123.1	13.576	107.0	1:23.610 (3) 101.44 0.154 11:27:16.195
4 -	28.342	103.7	22.812	123.3	18.977	124.0	13.468	106.6	1:23.599 (2) 101.45 0.143 11:28:39.794
5 -	28.152	103.8	22.683	124.0	19.023	123.3	13.598	105.5	1:23.456 (1) 101.62 11:30:03.250
6 -	28.292	104.3	22.786	122.9	19.096	121.1	13.450	106.5	1:23.624 101.42 0.168 11:31:26.874

P14 73		AI FAGAN				Triumph Daytona 660 - Macadam Triumph Racing			
IDEAL LAP TIME :		BEST LAP TIME : 1:23.568				DIFFERENCE :			
LAP	SECTOR 1	SECTOR 2	SECTOR 3	SECTOR 4	LAP TIME	MPH	DIFF	TIME OF DAY	
1 -	OUTLAP	93.0							11:25:14.891
2 -						1:26.238	98.35	2.670	11:26:41.129
3 -						1:25.061	99.71	1.493	11:28:06.190
4 -						1:24.755 (3)	100.07	1.187	11:29:30.945
5 -						1:24.110 (2)	100.83	0.542	11:30:55.055
6 -						1:23.568 (1)	101.49		11:32:18.623

P15 60		Lennon DOCHERTY				Kawasaki Ninja 650 - Sycmirus Motorsport			
IDEAL LAP TIME : 1:23.155		BEST LAP TIME : 1:23.756				DIFFERENCE : 0.601			
LAP	SECTOR 1	SECTOR 2	SECTOR 3	SECTOR 4	LAP TIME	MPH	DIFF	TIME OF DAY	
1 -	OUTLAP	99.7	23.319	115.5	20.141	123.1	13.684	101.6	11:24:30.738
2 -	28.465	101.2	22.801	118.1	19.515	126.6	13.352	103.4	1:24.133 (2) 100.81 0.377 11:25:54.871
3 -	28.431	101.0	22.891	116.7	19.548	127.3	13.880	98.2	1:24.750 100.07 0.994 11:27:19.621
4 -	28.543	100.7	22.934	118.9	19.439	128.5	13.393	103.8	1:24.309 (3) 100.60 0.553 11:28:43.930
5 -	28.094	103.2	22.533	121.3	19.201	133.4	13.928	103.2	1:23.756 (1) 101.26 11:30:07.686
6 -	47.859	96.2	23.456	116.9	19.474	128.8	13.327	103.8	1:44.116 81.46 20.360 11:31:51.802

P16 77		Oliver MORGAN-EDWARDS				Aprilia RS660 - OME Racing			
IDEAL LAP TIME : 1:23.560		BEST LAP TIME : 1:23.991				DIFFERENCE : 0.431			
LAP	SECTOR 1	SECTOR 2	SECTOR 3	SECTOR 4	LAP TIME	MPH	DIFF	TIME OF DAY	
1 -	OUTLAP	97.9	26.643	119.6	20.306	112.9	14.003	106.0	11:24:41.703
2 -	28.785	104.6	23.194	122.6	19.321	124.0	13.664	106.8	1:24.964 99.82 0.973 11:26:06.667
3 -	28.537	105.0	23.106	120.9	19.250	123.3	13.734	105.1	1:24.627 (3) 100.22 0.636 11:27:31.294
4 -	28.969	103.4	23.067	122.6	19.052	122.4	14.092	105.1	1:25.180 99.57 1.189 11:28:56.474
5 -	28.777	105.6	22.846	122.0	18.779	119.4	13.589	107.8	1:23.991 (1) 100.98 11:30:20.465
6 -	28.346	106.0	23.059	123.8	19.183	124.5	13.696	106.0	1:24.284 (2) 100.63 0.293 11:31:44.749

P17 4		Jack SMITH				Aprilia RS660 - Woodland Racing			
IDEAL LAP TIME : 1:23.744		BEST LAP TIME : 1:24.154				DIFFERENCE : 0.410			
LAP	SECTOR 1	SECTOR 2	SECTOR 3	SECTOR 4	LAP TIME	MPH	DIFF	TIME OF DAY	
1 -	OUTLAP	84.8	27.165	109.4	20.294	116.1	14.269	105.8	11:24:39.243
2 -	29.056	105.8	23.296	125.9	19.309	128.5	14.491	102.1	1:26.152 98.44 1.998 11:26:05.395
3 -	28.768	104.6	23.070	123.3	19.405	125.9	14.601	104.2	1:25.844 98.80 1.690 11:27:31.239
4 -	28.706	104.0	23.224	124.5	19.158	123.8	13.673	105.6	1:24.761 (3) 100.06 0.607 11:28:56.000
5 -	28.442	102.9	23.045	126.1	19.091	122.9	13.602	108.9	1:24.180 (2) 100.75 0.026 11:30:20.180
6 -	28.210	105.0	23.293	125.4	19.253	125.6	13.398	106.5	1:24.154 (1) 100.78 11:31:44.334

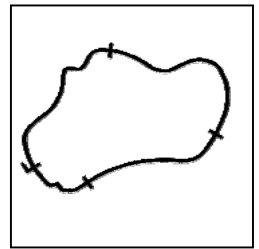
P18 44		Sam GREEN				Aprilia RS660 - Bruce Racing			
IDEAL LAP TIME : 1:24.535		BEST LAP TIME : 1:24.727				DIFFERENCE : 0.192			
LAP	SECTOR 1	SECTOR 2	SECTOR 3	SECTOR 4	LAP TIME	MPH	DIFF	TIME OF DAY	
1 -	OUTLAP	100.3	23.666	120.6	20.597	127.5	14.913	101.2	11:24:34.274
2 -	29.933	103.4	23.981	119.6	19.656	128.0	13.486	105.6	1:27.056 97.42 2.329 11:26:01.330
3 -	29.574	107.2	23.109	121.5	20.080	127.8	13.381	106.5	1:26.144 (3) 98.45 1.417 11:27:27.474
4 -	29.098	104.3	23.127	122.6	19.517	130.0	13.492	106.1	1:25.234 (2) 99.50 0.507 11:28:52.708
5 -	28.687	104.0	22.972	121.7	19.495	125.9	13.573	105.3	1:24.727 (1) 100.10 11:30:17.435
6 -	30.725	103.2	23.510	122.4	20.516	124.2	IN PIT		1:27.962 P 96.42 3.235 11:31:45.397

MCRCB BULLETIN TK300

2024 Bennetts British Superbike Championship - Round 7

2024 Pirelli National Sportbike with Moneybarn Vehicle Finance

WARM UP - SECTOR ANALYSIS



SECTOR 1 = FL to I1, SECTOR 2 = I1 to I2 SECTOR 3 = I2 to I3, SECTOR 4 = I3 to FL, DIFF = Difference To Personal Best Lap, P = Crossed Finish Line in Pit Lane, D = Time Disallowed

P19 6		Jack KNIGHTS				Aprilia RS660 - BlueMotion Racing						
IDEAL LAP TIME : 1:25.006		BEST LAP TIME : 1:25.149				DIFFERENCE : 0.143						
LAP	SECTOR 1	SECTOR 2		SECTOR 3		SECTOR 4		LAP TIME	MPH	DIFF	TIME OF DAY	
1 -	OUTLAP	100.9	23.970	119.6	20.057	113.5	14.165	106.1			11:24:57.499	
2 -	29.888	103.2	23.615	120.6	19.422	117.7	13.885	106.8	1:26.810	97.70	1.661	11:26:24.309
3 -	29.631	103.8	23.649	121.1	19.466	112.2	13.946	106.0	1:26.692	97.83	1.543	11:27:51.001
4 -	29.157	99.8	23.446	120.6	19.390	115.1	13.687	106.1	1:25.680 (2)	98.99	0.531	11:29:16.681
5 -	28.857	101.9	23.072	121.3	19.492	112.5	13.728	105.5	1:25.149 (1)	99.60		11:30:41.830
6 -	29.164	100.9	23.226	121.5	19.525	113.1	13.792	105.5	1:25.707 (3)	98.96	0.558	11:32:07.537

P20 61		Cameron HARRIS				Aprilia RS660 - Harris Racing / PW Gates						
IDEAL LAP TIME : 1:24.946		BEST LAP TIME : 1:25.209				DIFFERENCE : 0.263						
LAP	SECTOR 1	SECTOR 2		SECTOR 3		SECTOR 4		LAP TIME	MPH	DIFF	TIME OF DAY	
1 -	OUTLAP	90.4	27.103	120.0	20.288	119.8	14.244	102.2			11:24:40.737	
2 -	28.911	104.3	23.261	122.4	19.380	126.1	14.198	104.2	1:25.750	98.91	0.541	11:26:06.487
3 -	29.156	104.6	23.266	121.5	19.189	122.6	13.747	105.0	1:25.358 (2)	99.36	0.149	11:27:31.845
4 -	29.174	102.2	23.224	123.8	19.120	124.0	13.691	106.5	1:25.209 (1)	99.53		11:28:57.054
5 -	29.071	104.0	23.234	124.0	19.610	127.3	13.753	105.1	1:25.668 (3)	99.00	0.459	11:30:22.722
6 -	29.696	101.9	23.371	122.9	19.342	123.8	13.806	104.3	1:26.215	98.37	1.006	11:31:48.937

P21 29		Aaron DAYKIN				Aprilia RS660 - 929 Racing						
IDEAL LAP TIME : 1:24.851		BEST LAP TIME : 1:25.339				DIFFERENCE : 0.488						
LAP	SECTOR 1	SECTOR 2		SECTOR 3		SECTOR 4		LAP TIME	MPH	DIFF	TIME OF DAY	
1 -	OUTLAP	79.7	28.351	112.4	20.168	110.1	14.259	105.6			11:24:42.629	
2 -	29.433	102.6	23.547	120.0	19.306	118.9	13.968	105.0	1:26.254 (3)	98.33	0.915	11:26:08.883
3 -	29.837	102.7	23.451	119.8	19.596	118.1	14.045	104.6	1:26.929	97.56	1.590	11:27:35.812
4 -	29.488	102.2	23.516	121.3	18.994	121.5	13.698	104.2	1:25.696 (2)	98.97	0.357	11:29:01.508
5 -	31.242	101.6	23.833	119.4	19.833	112.4	14.282	104.6	1:29.190	95.09	3.851	11:30:30.698
6 -	29.191	103.5	22.968	122.0	19.208	116.9	13.972	105.6	1:25.339 (1)	99.38		11:31:56.037

P22 69		Joshua PROUDFOOT				Yamaha YZF-R7 - Rev2Race Yamaha						
IDEAL LAP TIME : 1:25.066		BEST LAP TIME : 1:25.364				DIFFERENCE : 0.298						
LAP	SECTOR 1	SECTOR 2		SECTOR 3		SECTOR 4		LAP TIME	MPH	DIFF	TIME OF DAY	
1 -	OUTLAP	97.9	24.114	120.0	20.332	116.3	14.319	104.5			11:24:44.921	
2 -	29.897	102.6	24.148	121.1	19.803	119.4	14.418	106.6	1:28.266	96.09	2.902	11:26:13.187
3 -	29.278	103.8	23.402	122.4	19.260	127.5	13.879	105.5	1:25.819	98.83	0.455	11:27:39.006
4 -	29.104	101.6	23.401	124.2	19.426	127.5	13.835	106.8	1:25.766 (3)	98.89	0.402	11:29:04.772
5 -	29.036	103.7	23.184	123.1	19.309	119.8	13.835	105.3	1:25.364 (1)	99.35		11:30:30.136
6 -	28.800	102.7	23.171	123.5	19.583	121.1	13.881	104.3	1:25.435 (2)	99.27	0.071	11:31:55.571

P23 66		Katie HAND				Triumph Daytona 660 - MIH Solutions / Macadam Racing Triumph						
IDEAL LAP TIME : 1:25.468		BEST LAP TIME : 1:25.612				DIFFERENCE : 0.144						
LAP	SECTOR 1	SECTOR 2		SECTOR 3		SECTOR 4		LAP TIME	MPH	DIFF	TIME OF DAY	
1 -	OUTLAP	102.2	24.129	123.8	19.779	116.3	14.283	109.1			11:24:58.194	
2 -	30.046	105.8	23.629	126.3	19.310	113.1	14.137	108.7	1:27.122	97.35	1.510	11:26:25.316
3 -	29.730	105.0	23.317	127.5	19.117	114.9	14.091	108.0	1:26.255 (3)	98.33	0.643	11:27:51.571
4 -	29.847	102.7	23.405	126.1	19.126	119.1	13.999	108.9	1:26.377	98.19	0.765	11:29:17.948
5 -	29.359	104.0	23.160	126.8	19.044	117.5	14.049	107.8	1:25.612 (1)	99.07		11:30:43.560
6 -	29.293	104.8	23.221	125.4	19.233	117.7	13.971	108.0	1:25.718 (2)	98.94	0.106	11:32:09.278

P24 11		Sean O'REILLY				Aprilia RS660 - Moto Muzzi Racing Aprilia						
IDEAL LAP TIME : 1:28.056		BEST LAP TIME : 1:28.091				DIFFERENCE : 0.035						
LAP	SECTOR 1	SECTOR 2		SECTOR 3		SECTOR 4		LAP TIME	MPH	DIFF	TIME OF DAY	
1 -	OUTLAP	79.1	28.450	115.1	21.530	111.6	15.630	103.0			11:24:52.208	
2 -	31.507	101.2	24.265	119.4	20.167	113.7	14.395	104.2	1:30.334	93.89	2.243	11:26:22.542
3 -	31.304	100.1	24.201	121.5	19.897	105.0	14.476	105.3	1:29.878	94.36	1.787	11:27:52.420
4 -	30.924	100.0	24.270	120.0	19.721	117.7	14.497	103.5	1:29.412 (3)	94.85	1.321	11:29:21.832
5 -	30.623	101.8	23.855	120.2	19.725	109.8	14.382	104.5	1:28.585 (2)	95.74	0.494	11:30:50.417
6 -	30.240	101.6	23.739	120.6	19.695	115.1	14.417	104.2	1:28.091 (1)	96.28		11:32:18.508

MCRCB BULLETIN TK301

2024 Bennetts British Superbike Championship - Round 7

2024 Pirelli National Sportbike with Moneybarn Vehicle Finance

WARM UP - BEST SECTORS

SECTOR 1				SECTOR 2				SECTOR 3				SECTOR 4				IDEAL / BEST COMPARISON		
POS	NO	NAME	TIME	NO	NAME	TIME	NO	NAME	TIME	NO	NAME	TIME	POS	NO	NAME	IDEAL	BEST	DIFF
																PERFECT LAP	1:19.975	
1	13	COLOMBI	27.196	47	COOPER	21.766	47	COOPER	18.206	8	BARNES	12.807	1	47	COOPER	1:20.188	1:20.188	0.000
2	47	COOPER	27.294	55	DESSOY	21.789	25	STRUDWI	18.250	13	COLOMBI	12.880	2	55	DESSOY	1:20.441	1:20.527	0.086
3	55	DESSOY	27.397	8	BARNES	21.997	76	STEPHEN	18.261	47	COOPER	12.922	3	13	COLOMBI	1:20.715	1:20.867	0.152
4	8	BARNES	27.469	76	STEPHEN	22.078	55	DESSOY	18.266	55	DESSOY	12.989	4	8	BARNES	1:20.763	1:20.995	0.232
5	28	DAVIDSO	27.791	25	STRUDWI	22.152	34	SILVEST	18.439	28	DAVIDSO	13.087	5	25	STRUDWICK	1:21.318	1:21.328	0.010
6	76	STEPHEN	27.803	34	SILVEST	22.159	13	COLOMBI	18.468	25	STRUDWI	13.103	6	76	STEPHENSON	1:21.483	1:21.959	0.476
7	25	STRUDWI	27.813	13	COLOMBI	22.171	8	BARNES	18.490	85	MARTIN	13.242	7	28	DAVIDSON	1:21.757	1:21.911	0.154
8	17	SHELTON	27.824	17	SHELTON	22.366	28	DAVIDSO	18.496	20	MUIR	13.296	8	34	SILVESTER	1:22.006	1:22.418	0.412
9	34	SILVEST	27.987	28	DAVIDSO	22.383	17	SHELTON	18.627	17	SHELTON	13.315	9	17	SHELTON	1:22.132	1:22.506	0.374
10	60	DOCHERT	28.094	85	MARTIN	22.455	20	MUIR	18.681	60	DOCHERT	13.327	10	85	MARTIN	1:22.724	1:22.990	0.266
11	67	STEPHEN	28.152	23	ELLIS	22.487	85	MARTIN	18.719	76	STEPHEN	13.341	11	20	MUIR	1:22.981	1:23.406	0.425
12	4	SMITH	28.210	60	DOCHERT	22.533	77	MORGAN-	18.779	44	GREEN	13.381	12	23	ELLIS	1:23.058	1:23.250	0.192
13	23	ELLIS	28.245	20	MUIR	22.607	23	ELLIS	18.795	4	SMITH	13.398	13	60	DOCHERTY	1:23.155	1:23.756	0.601
14	85	MARTIN	28.308	67	STEPHEN	22.683	67	STEPHEN	18.977	34	SILVEST	13.421	14	67	STEPHENSON	1:23.262	1:23.456	0.194
15	77	MORGAN-	28.346	77	MORGAN-	22.846	29	DAYKIN	18.994	67	STEPHEN	13.450	15	77	MORGAN-EDWARDS	1:23.560	1:23.991	0.431
16	20	MUIR	28.397	29	DAYKIN	22.968	66	HAND	19.044	23	ELLIS	13.531	16	4	SMITH	1:23.744	1:24.154	0.410
17	44	GREEN	28.687	44	GREEN	22.972	4	SMITH	19.091	77	MORGAN-	13.589	17	44	GREEN	1:24.535	1:24.727	0.192
18	69	PROUDFO	28.800	4	SMITH	23.045	61	HARRIS	19.120	6	KNIGHTS	13.687	18	29	DAYKIN	1:24.851	1:25.339	0.488
19	6	KNIGHTS	28.857	6	KNIGHTS	23.072	60	DOCHERT	19.201	61	HARRIS	13.691	19	61	HARRIS	1:24.946	1:25.209	0.263
20	61	HARRIS	28.911	66	HAND	23.160	69	PROUDFO	19.260	29	DAYKIN	13.698	20	6	KNIGHTS	1:25.006	1:25.149	0.143
21	29	DAYKIN	29.191	69	PROUDFO	23.171	6	KNIGHTS	19.390	69	PROUDFO	13.835	21	69	PROUDFOOT	1:25.066	1:25.364	0.298
22	66	HAND	29.293	61	HARRIS	23.224	44	GREEN	19.495	66	HAND	13.971	22	66	HAND	1:25.468	1:25.612	0.144
23	11	O'REILL	30.240	11	O'REILL	23.739	11	O'REILL	19.695	11	O'REILL	14.382	23	11	O'REILLY	1:28.056	1:28.091	0.035
24				56	ATKINS	26.137							24	73	FAGAN		1:23.568	
25																		
26																		

MCRCB BULLETIN TK302**2024 Bennetts British Superbike Championship - Round 7****2024 Pirelli National Sportbike with Moneybarn Vehicle Finance****WARM UP - BEST SPEEDS**

POS	INTERMEDIATE 1			INTERMEDIATE 2			INTERMEDIATE 3			FINISH LINE		
	NO	NAME	MPH	NO	NAME	MPH	NO	NAME	MPH	NO	NAME	MPH
1	55	DESSOY	109.6	47	COOPER	131.8	13	COLOMBI	137.5	55	DESSOY	111.1
2	34	SILVESTER	109.1	25	STRUDWICK	129.5	47	COOPER	136.1	47	COOPER	110.9
3	47	COOPER	108.7	34	SILVESTER	129.5	25	STRUDWICK	135.2	76	STEPHENSON	110.9
4	25	STRUDWICK	108.7	8	BARNES	129.3	55	DESSOY	135.0	13	COLOMBI	110.5
5	28	DAVIDSON	108.0	55	DESSOY	129.0	17	SHELTON	135.0	25	STRUDWICK	110.1
6	76	STEPHENSON	108.0	76	STEPHENSON	128.5	8	BARNES	134.7	8	BARNES	110.0
7	13	COLOMBI	107.7	23	ELLIS	128.0	85	MARTIN	134.7	28	DAVIDSON	110.0
8	17	SHELTON	107.5	66	HAND	127.5	28	DAVIDSON	133.6	66	HAND	109.1
9	44	GREEN	107.2	13	COLOMBI	126.8	34	SILVESTER	133.6	4	SMITH	108.9
10	8	BARNES	107.0	28	DAVIDSON	126.1	60	DOCHERTY	133.4	23	ELLIS	108.7
11	67	STEPHENSON	106.3	4	SMITH	126.1	76	STEPHENSON	131.5	34	SILVESTER	108.5
12	23	ELLIS	106.1	67	STEPHENSON	125.2	23	ELLIS	130.3	17	SHELTON	108.2
13	77	MORGAN-EDWARDS	106.0	85	MARTIN	124.9	44	GREEN	130.0	85	MARTIN	108.0
14	85	MARTIN	105.8	17	SHELTON	124.5	4	SMITH	128.5	77	MORGAN-EDWARDS	107.8
15	4	SMITH	105.8	69	PROUDFOOT	124.2	20	MUIR	127.5	67	STEPHENSON	107.0
16	66	HAND	105.8	61	HARRIS	124.0	69	PROUDFOOT	127.5	20	MUIR	106.8
17	20	MUIR	105.5	77	MORGAN-EDWARDS	123.8	61	HARRIS	127.3	6	KNIGHTS	106.8
18	61	HARRIS	104.6	20	MUIR	123.5	67	STEPHENSON	125.9	69	PROUDFOOT	106.8
19	6	KNIGHTS	103.8	44	GREEN	122.6	77	MORGAN-EDWARDS	124.5	44	GREEN	106.5
20	69	PROUDFOOT	103.8	29	DAYKIN	122.0	29	DAYKIN	121.5	61	HARRIS	106.5
21	29	DAYKIN	103.5	6	KNIGHTS	121.5	66	HAND	119.1	29	DAYKIN	105.6
22	60	DOCHERTY	103.2	11	O'REILLY	121.5	6	KNIGHTS	117.7	11	O'REILLY	105.3
23	11	O'REILLY	101.8	60	DOCHERTY	121.3	11	O'REILLY	117.7	60	DOCHERTY	103.8
24	56	ATKINS	100.4	56	ATKINS	65.9						
25	73	FAGAN	93.0									
26												

MCRCB BULLETIN TK303

2024 Bennetts British Superbike Championship - Round 7

2024 Pirelli National Sportbike with Moneybarn Vehicle Finance

WARM UP - STATISTICS

Competitors Started	26
Planned Start	2024-08-11 @ 11:20:00.000
Actual Start	2024-08-11 @ 11:23:00.678
Finish Time	2024-08-11 @ 11:31:00.678
Track Length	2.3560mi.
Total Laps	142
Total Distance Covered	334.5524mi.

Session Fastest Lap History

NO	NAME	LAP TIME	TIME OF DAY	LAP	VEHICLE
28	Alfie DAVIDSON	1:22.176	11:25:49.386	2	Aprilia RS660
47	Richard COOPER	1:21.156	11:26:00.406	2	Triumph Daytona 660
47	Richard COOPER	1:20.947	11:27:21.353	3	Triumph Daytona 660
13	Edoardo COLOMBI	1:20.900	11:28:32.036	4	Aprilia RS660
13	Edoardo COLOMBI	1:20.867	11:29:52.903	5	Aprilia RS660
47	Richard COOPER	1:20.188	11:30:05.491	5	Triumph Daytona 660

Flag History

TYPE	TIME OF DAY
GREEN	11:23:00.678
FINISH	11:31:00.678

Flag Statistics

TYPE	COUNT	TOTAL LAPS	TOTAL TIME
Green	1	6	10:59.242
Red	0	0	0.000
Safety Car	0	0	0.000
FCY	0	0	0.000

MCRCB BULLETIN TK304

2024 Bennetts British Superbike Championship - Round 7

2024 Pirelli National Sportbike with Moneybarn Vehicle Finance

WARM UP - SESSION NOTES

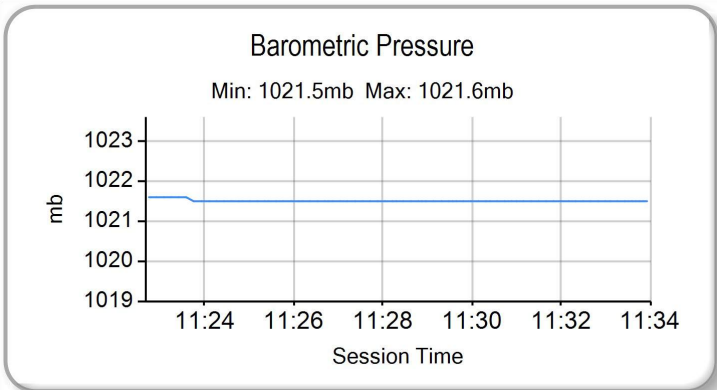
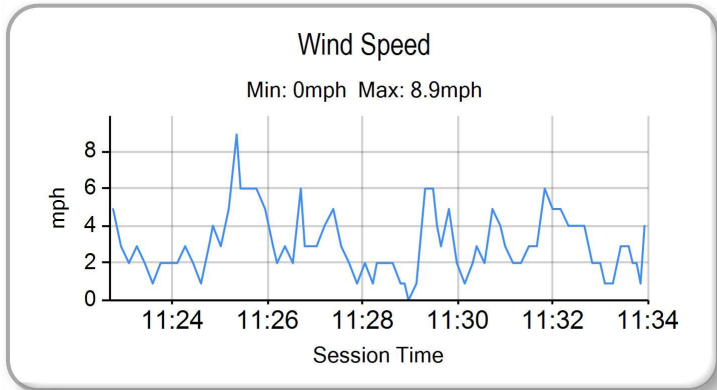
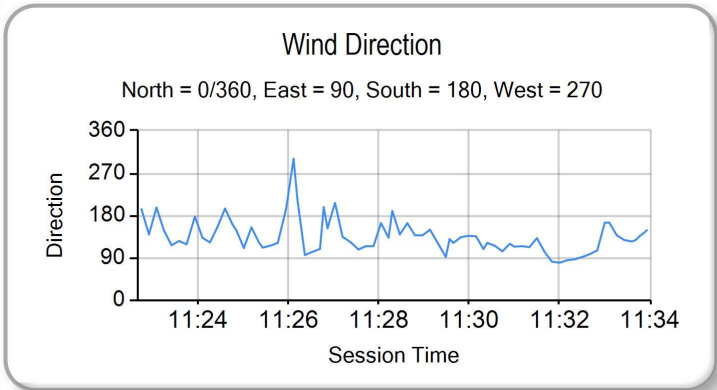
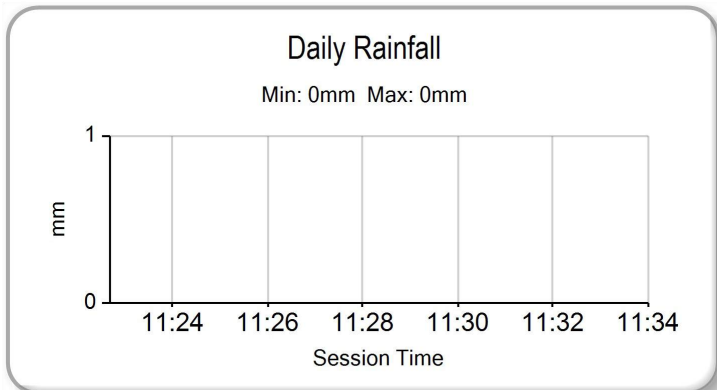
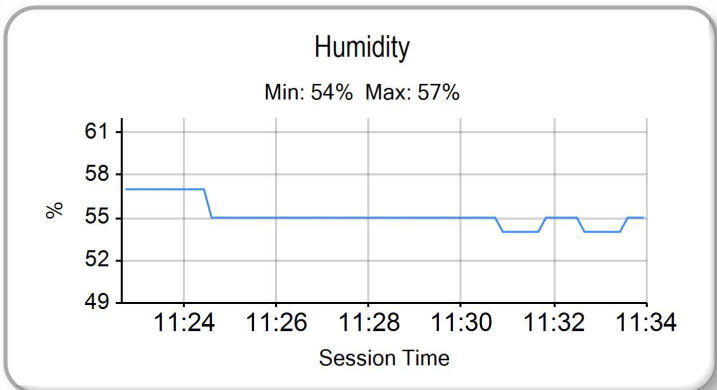
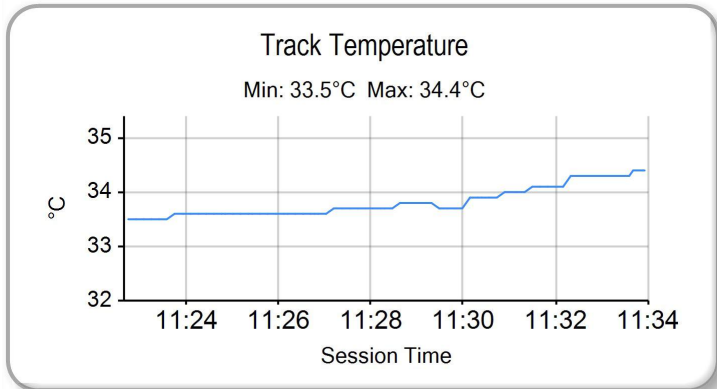
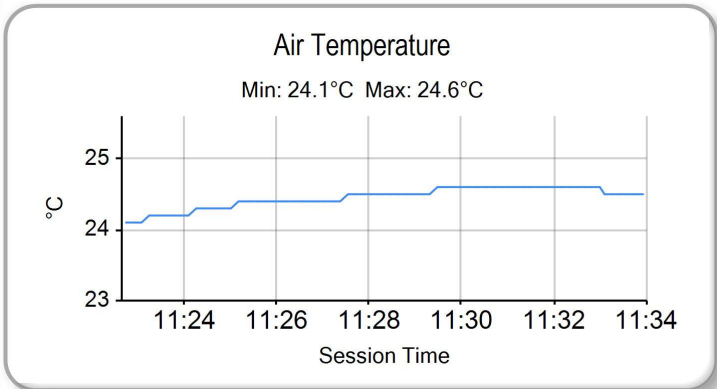
TIME	MESSAGE
11:24:30	BLACK AND ORANGE NO.56 - SMOKE
11:25:16	NO.74 STOPPED TECHNICAL PROBLEM - T3 CAMPBELL

MCRCB BULLETIN TK305

2024 Bennetts British Superbike Championship - Round 7

2024 Pirelli National Sportbike with Moneybarn Vehicle Finance

WARM UP - WEATHER CONDITIONS





ROW 9	27	17	Zak SHELTON	1:25.380	26	66	Katie HAND	1:25.211	25	6	Jack KNIGHTS
ROW 8	24	69	Joshua PROUDFOOT	1:25.144	23	4	Jack SMITH	1:24.787	22	61	Cameron HARRIS
ROW 7	21	11	Sean O'REILLY	1:24.615	20	29	Aaron DAYKIN	1:24.503	19	44	Sam GREEN
ROW 6	18	77	Oliver MORGAN-EDWARDS	1:24.104	17	20	Jack MUIR	1:23.044	16	73	Al FAGAN
ROW 5	15	60	Lennon DOCHERTY	1:22.783	14	56	Charlie ATKINS	1:22.664	13	23	Joe ELLIS
ROW 4	12	67	Jacob STEPHENSON	1:22.182	11	51	Rossi BANHAM	1:22.162	10	85	Jayden MARTIN
ROW 3	9	74	Finn SMART-WEEDEN	1:21.836	8	28	Alfie DAVIDSON	1:21.355	7	76	Rhys STEPHENSON
ROW 2	6	34	Aaron SILVESTER	1:20.768	5	25	Thomas STRUDWICK	1:20.662	4	47	Richard COOPER
ROW 1	3	8	Ash BARNES	1:20.509	2	13	Edoardo COLOMBI	1:20.507	1	55	Harrison DESSOY
Pole											

Thruxton: 2.3560 miles

Race Director: Stuart Higgs

S. Higgs

Digitally Approved at 12:04 Sunday, 11 August 2024

Stewards:

Timekeeper: Richard Evans

R. EVANS

Digitally Approved at 12:03 Sunday, 11 August 2024



Results can be found at www.tsl-timing.com

Printed - 11:58 Sunday, 11 August 2024





RACE 2 - CLASSIFICATION

Race Distance: 12 Laps / 28.27 miles

POS	NO	NAME	NAT	ENTRY	LAPS	TIME	GAP	DIFF	MPH	BEST	ON	GRD	↑↓
1	8	Ash BARNES	GBR	Yamaha YZF-R7 - Raceways Yamaha	12	16:16.380			104.24	1:20.158	11	3	2
2	76	Rhys STEPHENSON	GBR	Triumph Daytona 660 - Rocket Racing	12	16:16.780	0.400	0.400	104.19	1:20.588	3	7	5
3	25*	Thomas STRUDWICK	GBR	Triumph Daytona 660 - TS Racing	12	16:16.873	0.493	0.093	104.18	1:20.381	9	5	2
4	28	Alfie DAVIDSON	GBR	Aprilia RS660 - IN Competition / SENCAT Aprilia	12	16:29.143	12.763	12.270	102.89	1:20.670	3	8	4
5	17	Zak SHELTON	GBR	Aprilia RS660 - XMT Racing	12	16:29.930	13.550	0.787	102.81	1:21.630	12	27	22
6	74	Finn SMART-WEEDEN	GBR	Aprilia RS660 - Definitive Racing	12	16:33.088	16.708	3.158	102.48	1:21.671	2	9	3
7	85	Jayden MARTIN	AUS	Triumph Daytona 660 - MIH Solutions / Macadam Racing Tri	12	16:33.461	17.081	0.373	102.44	1:21.431	2	10	3
8	67	Jacob STEPHENSON	GBR	Yamaha YZF-R7 - Rev2Race Yamaha	12	16:51.485	35.105	18.024	100.62	1:22.679	2	12	4
9	23	Joe ELLIS	GBR	Aprilia RS660 - JPR	12	16:51.824	35.444	0.339	100.58	1:22.683	3	13	4
10	56*	Charlie ATKINS	GBR	Kawasaki Ninja 650 - Symcirrus Motorsport	12	16:53.540	37.160	1.716	100.41	1:23.071	6	14	4
11	61	Cameron HARRIS	GBR	Aprilia RS660 - Harris Racing / PW Gates	12	16:54.448	38.068	0.908	100.32	1:23.638	4	22	11
12	4	Jack SMITH	GBR	Aprilia RS660 - Woodland Racing	12	17:02.364	45.984	7.916	99.55	1:23.794	2	23	11
13	6	Jack KNIGHTS	GBR	Aprilia RS660 - BlueMotion Racing	12	17:05.108	48.728	2.744	99.28	1:24.000	10	25	12
14	60	Lennon DOCHERTY	GBR	Kawasaki Ninja 650 - Symcirrus Motorsport	12	17:05.166	48.786	0.058	99.28	1:22.594	9	15	1
15	69	Joshua PROUDFOOT	GBR	Yamaha YZF-R7 - Rev2Race Yamaha	12	17:07.521	51.141	2.355	99.05	1:24.702	2	24	9
16	66	Katie HAND	GBR	Triumph Daytona 660 - MIH Solutions / Macadam Racing Tri	12	17:09.743	53.363	2.222	98.83	1:24.659	9	26	10
17	29	Aaron DAYKIN	GBR	Aprilia RS660 - 929 Racing	12	17:09.977	53.597	0.234	98.81	1:24.279	9	20	3

NOT CLASSIFIED

DNF	13	Edoardo COLOMBI	ITA	Aprilia RS660 - Gradara Corse Asd	11	14:54.110	1 Lap	1 Lap	104.34	1:20.489	10	2	
DNF	47	Richard COOPER	GBR	Triumph Daytona 660 - PHR Performance Triumph	11	14:54.144	1 Lap	0.034	104.34	1:20.397	11	4	
DNF	55*	Harrison DESSOY	GBR	Yamaha YZF-R7 - Rev2Race Yamaha	11	14:56.092	1 Lap	1.948	104.11	1:20.517	11	1	
DNF	44	Sam GREEN	GBR	Aprilia RS660 - Bruce Racing	7	10:09.581	5 Laps	4 Laps	97.39	1:24.828	4	19	
DNF	34	Aaron SILVESTER	GBR	Triumph Daytona 660 - MIH Solutions / Macadam Racing Tri	6	8:11.067	6 Laps	1 Lap	103.63	1:20.594	3	6	
DNF	11	Sean O'REILLY	GBR	Aprilia RS660 - Moto Muzzi Racing Aprilia	5	7:13.014	7 Laps	1 Lap	97.93	1:24.770	4	21	
DNF	51	Rossi BANHAM	GBR	Yamaha YZF-R7 - RB Racing	4	6:18.001	8 Laps	1 Lap	89.75	1:22.438	2	11	
DNF	77	Oliver MORGAN-EDWARDS	GBR	Aprilia RS660 - OME Racing	2	2:59.903	10 Laps	2 Laps	94.29			18	

FASTEST LAP

8	Ash BARNES	GBR	Yamaha YZF-R7 - Raceways Yamaha	11	1:20.158	105.81 mph	170.28 kph
---	------------	-----	---------------------------------	----	----------	------------	------------

Comments:

New Lap Record

Incident involving 13, 25, 47 & 55 remains under investigation

#55 - 2 second time penalty - Course Cut at T12/13/14 - Lap 1

#56 - 2 second time penalty - Course Cut at T12/13/14 - Lap 6

#25 - 1 second time penalty - Course Cut at T12/13/14 - Lap 12

Weather / Track : Cloudy / Dry

These results are provisional until the conclusion of any judicial and technical matters.

Date: 11/08/2024 Start: 17:17 Finish: 17:34

Thruxton: 2.3560 miles

Race Director: Stuart Higgs

Stewards:

Timekeeper: Richard Evans

S. Higgs

R. EVANS

Digitally Approved at 17:49 Sunday, 11 August 2024

Digitally Approved at 17:49 Sunday, 11 August 2024

Results can be found at www.tsl-timing.com

Printed - 17:45 Sunday, 11 August 2024



MCRCB BULLETIN TK387

2024 Bennetts British Superbike Championship - Round 7

2024 Pirelli National Sportbike with Moneybarn Vehicle Finance

RACE 2 - POSITION CHART

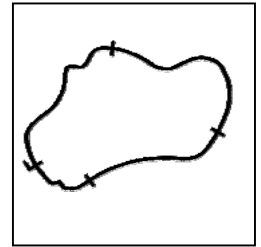
No	Name	Lap Pos	Lap											
			1	2	3	4	5	6	7	8	9	10	11	12
55	DESSOY	1	13	13	47	47	47	13	47	13	13	13	55	25
13	COLOMBI	2	47	47	25	28	13	47	13	47	55	55	13	8
8	BARNES	3	55	25	13	13	55	55	55	55	47	47	47	76
47	COOPER	4	25	28	28	55	28	34	76	25	25	25	8	28
25	STRUDWICK	5	8	55	55	34	34	76	25	8	8	8	25	17
34	SILVESTER	6	28	8	8	25	25	8	8	76	76	76	76	74
76	STEPHENSON	7	76	34	34	8	8	25	28	28	28	28	28	85
28	DAVIDSON	8	34	76	76	76	76	28	85	17	17	17	17	67
74	SMART-WEEDEN	9	74	74	85	85	74	17	17	74	74	74	74	56
85	MARTIN	10	85	85	74	74	85	85	74	85	85	85	85	23
51	BANHAM	11	56	51	17	17	17	74	67	67	23	23	67	61
67	STEPHENSON	12	51	67	51	67	67	23	23	56	67	67	23	4
23	ELLIS	13	67	17	23	23	23	67	56	23	56	56	56	6
56	ATKINS	14	23	23	67	56	56	56	61	61	61	61	61	60
60	DOCHERTY	15	17	56	56	61	61	61	4	4	4	4	4	69
77	MORGAN-EDWARDS	16	61	61	61	4	4	4	69	6	6	6	6	66
44	GREEN	17	77	4	4	69	69	69	6	69	69	60	60	29
29	DAYKIN	18	69	69	69	44	6	6	66	60	60	69	69	
11	O'REILLY	19	4	44	44	6	44	66	29	29	29	66	66	
61	HARRIS	20	44	29	6	11	66	29	60	66	66	29	29	
4	SMITH	21	29	11	11	66	11	44	44					
69	PROUDFOOT	22	6	6	29	29	29	60						
6	KNIGHTS	23	11	66	66	60	60							
66	HAND	24	66	77	60	51								
17	SHELTON	25	60	60										

MCRCB BULLETIN TK388

2024 Bennetts British Superbike Championship - Round 7

2024 Pirelli National Sportbike with Moneybarn Vehicle Finance

RACE 2 - SECTOR ANALYSIS



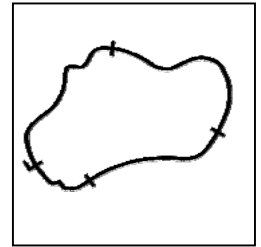
SECTOR 1 = FL to I1, SECTOR 2 = I1 to I2 SECTOR 3 = I2 to I3, SECTOR 4 = I3 to FL, DIFF = Difference To Personal Best Lap, P = Crossed Finish Line in Pit Lane, D = Time Disallowed

P1		8 Ash BARNES				Yamaha YZF-R7 - Raceways Yamaha						
IDEAL LAP TIME : 1:19.896		BEST LAP TIME : 1:20.158				DIFFERENCE : 0.262						
LAP	SECTOR 1	SECTOR 2		SECTOR 3		SECTOR 4		LAP TIME	MPH	DIFF	TIME OF DAY	
1 -		108.5	22.023	129.0	18.312	123.5	13.747	107.3	1:25.263	99.47	5.105	17:19:20.296
2 -	27.491	109.6	21.739	130.0	18.308	118.5	13.985	108.2	1:21.523	104.03	1.365	17:20:41.819
3 -	27.263	108.4	21.749	129.5	18.264	123.3	13.265	110.0	1:20.541 (3)	105.30	0.383	17:22:02.360
4 -	27.287	108.5	21.768	130.0	18.309	123.8	13.983	108.9	1:21.347	104.26	1.189	17:23:23.707
5 -	27.469	107.7	21.910	130.5	18.123	124.9	13.313	111.1	1:20.815	104.95	0.657	17:24:44.522
6 -	27.463	108.4	21.816	130.8	18.329	126.8	14.229	106.8	1:21.837	103.64	1.679	17:26:06.359
7 -	27.395	107.2	22.132	125.2	18.306	126.1	13.196	110.1	1:21.029	104.67	0.871	17:27:27.388
8 -	27.501	108.0	21.963	130.3	18.182	130.8	13.188	108.7	1:20.834	104.92	0.676	17:28:48.222
9 -	27.530	106.1	21.945	124.9	18.366	134.2	12.870	109.2	1:20.711	105.08	0.553	17:30:08.933
10 -	27.302	107.2	21.888	126.8	18.197	126.6	13.105	109.8	1:20.492 (2)	105.37	0.334	17:31:29.425
11 -	27.287	107.3	21.822	130.3	18.024	131.5	13.025	108.9	1:20.158 (1)	105.81		17:32:49.583
12 -	28.219	108.4	22.049	129.8	18.219	129.0	13.343	105.5	1:21.830	103.64	1.672	17:34:11.413

P2		76 Rhys STEPHENSON				Triumph Daytona 660 - Rocket Racing						
IDEAL LAP TIME : 1:20.093		BEST LAP TIME : 1:20.588				DIFFERENCE : 0.495						
LAP	SECTOR 1	SECTOR 2		SECTOR 3		SECTOR 4		LAP TIME	MPH	DIFF	TIME OF DAY	
1 -		109.2	21.748	131.0	18.172	122.4	14.008	109.1	1:25.642	99.03	5.054	17:19:20.675
2 -	27.699	111.1	21.833	127.8	18.111	124.2	13.685	107.5	1:21.328	104.28	0.740	17:20:42.003
3 -	27.457	109.6	21.864	131.0	18.058	128.8	13.209	112.7	1:20.588 (1)	105.24		17:22:02.591
4 -	27.516	110.0	21.782	130.8	18.065	122.6	13.789	110.7	1:21.152	104.51	0.564	17:23:23.743
5 -	27.585	109.1	21.868	132.1	18.191	123.1	13.214	111.8	1:20.858	104.89	0.270	17:24:44.601
6 -	27.469	110.3	22.055	130.5	18.153	127.0	13.919	111.4	1:21.596	103.94	1.008	17:26:06.197
7 -	27.339	107.8	22.235	126.6	18.249	135.0	13.008	110.5	1:20.831	104.93	0.243	17:27:27.028
8 -	27.745	107.3	22.008	130.0	18.252	127.3	13.216	110.9	1:21.221	104.42	0.633	17:28:48.249
9 -	27.614	107.3	21.891	127.0	18.348	127.3	13.029	111.8	1:20.882	104.86	0.294	17:30:09.131
10 -	27.432	108.9	21.900	128.8	18.224	123.3	13.125	111.2	1:20.681 (2)	105.12	0.093	17:31:29.812
11 -	27.392	108.7	22.082	126.8	18.381	126.6	12.948	111.2	1:20.803 (3)	104.96	0.215	17:32:50.615
12 -	27.732	108.2	21.982	128.8	18.264	127.5	13.220	109.2	1:21.198	104.45	0.610	17:34:11.813

P3		25 Thomas STRUDWICK				Triumph Daytona 660 - TS Racing						
IDEAL LAP TIME : 1:20.066		BEST LAP TIME : 1:20.381				DIFFERENCE : 0.315						
LAP	SECTOR 1	SECTOR 2		SECTOR 3		SECTOR 4		LAP TIME	MPH	DIFF	TIME OF DAY	
1 -		108.7	21.962	128.3	18.539	122.0	13.712	110.5	1:25.260	99.47	4.879	17:19:20.293
2 -	27.369	110.7	21.692	127.5	18.274	126.6	13.179	112.2	1:20.514 (2)	105.34	0.133	17:20:40.807
3 -	27.342	108.4	21.676	130.0	18.556	128.3	13.138	111.6	1:20.712	105.08	0.331	17:22:01.519
4 -	27.617	109.4	22.054	129.8	18.409	125.2	13.876	109.4	1:21.956	103.48	1.575	17:23:23.475
5 -	27.565	108.5	21.844	128.3	18.257	127.5	13.204	112.5	1:20.870	104.87	0.489	17:24:44.345
6 -	27.350	107.2	21.825	132.3	18.259	126.6	14.609	106.3	1:22.043	103.38	1.662	17:26:06.388
7 -	27.735	108.4	21.834	129.8	18.167	129.3	13.099	111.8	1:20.835	104.92	0.454	17:27:27.223
8 -	27.494	107.0	21.993	127.3	18.185	132.8	12.955	111.2	1:20.627	105.19	0.246	17:28:47.850
9 -	27.383	107.3	21.738	129.5	18.093	128.0	13.167	110.9	1:20.381 (1)	105.51		17:30:08.231
10 -	27.666	108.5	21.816	129.3	18.200	120.6	13.303	111.4	1:20.985	104.73	0.604	17:31:29.216
11 -	27.384	107.2	21.824	130.0	18.160	131.5	13.165	111.2	1:20.533 (3)	105.31	0.152	17:32:49.749
12 -	27.938	108.7	22.005	130.3	18.240	134.7	12.974	95.0	1:21.157	104.50	0.776	17:34:10.906

RACE 2 - SECTOR ANALYSIS



SECTOR 1 = FL to I1, SECTOR 2 = I1 to I2 SECTOR 3 = I2 to I3, SECTOR 4 = I3 to FL, DIFF = Difference To Personal Best Lap, P = Crossed Finish Line in Pit Lane, D = Time Disallowed

P4 28		Alfie DAVIDSON				Aprilia RS660 - IN Competition / SENCAT Aprilia						
IDEAL LAP TIME : 1:20.208		BEST LAP TIME : 1:20.670				DIFFERENCE : 0.462						
LAP	SECTOR 1	SECTOR 2		SECTOR 3		SECTOR 4		LAP TIME	MPH	DIFF	TIME OF DAY	
1 -		108.2	21.865	128.3	18.229	128.5	13.732	110.0	1:25.471	99.23	4.801	17:19:20.504
2 -	27.491	109.1	21.674	129.8	18.298	123.5	13.270	110.5	1:20.733 (3)	105.05	0.063	17:20:41.237
3 -	27.489	107.2	21.923	127.5	18.285	132.6	12.973	111.8	1:20.670 (1)	105.13		17:22:01.907
4 -	27.336	108.9	22.031	128.5	18.288	136.3	13.067	108.4	1:20.722 (2)	105.07	0.052	17:23:22.629
5 -	27.422	105.5	22.212	126.8	18.482	130.5	13.225	109.1	1:21.341	104.27	0.671	17:24:43.970
6 -	27.332	109.4	22.395	126.8	18.400	132.6	17.134	97.3	1:25.261	99.47	4.591	17:26:09.231
7 -	28.776	103.5	22.728	123.3	18.684	133.6	13.090	108.2	1:23.278	101.84	2.608	17:27:32.509
8 -	27.758	104.6	22.616	124.0	18.650	135.0	13.017	108.9	1:22.041	103.38	1.371	17:28:54.550
9 -	27.828	105.6	22.547	124.0	18.611	131.8	13.296	107.2	1:22.282	103.07	1.612	17:30:16.832
10 -	27.796	106.1	22.614	124.2	18.707	130.0	13.290	108.4	1:22.407	102.92	1.737	17:31:39.239
11 -	27.999	106.1	22.550	124.7	18.829	132.6	13.038	108.2	1:22.416	102.91	1.746	17:33:01.655
12 -	27.938	105.3	22.513	124.5	18.757	125.4	13.313	107.7	1:22.521	102.78	1.851	17:34:24.176

P5 17		Zak SHELTON				Aprilia RS660 - XMT Racing						
IDEAL LAP TIME : 1:21.157		BEST LAP TIME : 1:21.630				DIFFERENCE : 0.473						
LAP	SECTOR 1	SECTOR 2		SECTOR 3		SECTOR 4		LAP TIME	MPH	DIFF	TIME OF DAY	
1 -		106.1	22.442	127.8	18.512	126.3	13.381	108.7	1:28.766	95.55	7.136	17:19:23.799
2 -	27.585	108.7	22.075	127.5	18.678	122.9	13.520	109.4	1:21.858	103.61	0.228	17:20:45.657
3 -	27.903	110.3	22.536	123.3	18.685	126.6	13.172	108.9	1:22.296	103.06	0.666	17:22:07.953
4 -	27.591	107.3	22.291	123.8	18.604	127.8	13.190	109.6	1:21.676 (2)	103.84	0.046	17:23:29.629
5 -	27.628	106.1	22.458	123.1	18.647	127.0	13.153	109.6	1:21.886	103.57	0.256	17:24:51.515
6 -	27.573	106.1	22.375	123.5	18.637	131.8	13.262	108.5	1:21.847	103.62	0.217	17:26:13.362
7 -	27.796	106.0	22.581	122.6	18.707	126.6	13.206	109.1	1:22.290	103.06	0.660	17:27:35.652
8 -	27.897	105.8	22.458	122.9	18.522	130.0	13.076	109.6	1:21.953	103.49	0.323	17:28:57.605
9 -	27.641	105.3	22.490	122.9	18.590	127.3	13.273	108.9	1:21.994	103.44	0.364	17:30:19.599
10 -	27.820	106.3	22.359	123.8	18.465	129.8	13.257	108.4	1:21.901	103.55	0.271	17:31:41.500
11 -	27.865	105.6	22.406	124.0	18.470	128.8	13.092	109.2	1:21.833 (3)	103.64	0.203	17:33:03.333
12 -	27.602	105.6	22.356	122.9	18.433	125.6	13.239	108.2	1:21.630 (1)	103.90		17:34:24.963

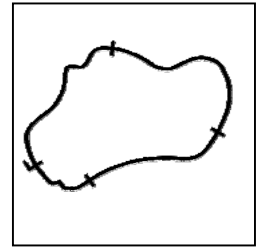
P6 74		Finn SMART-WEEDEN				Aprilia RS660 - Definitive Racing						
IDEAL LAP TIME : 1:21.465		BEST LAP TIME : 1:21.671				DIFFERENCE : 0.206						
LAP	SECTOR 1	SECTOR 2		SECTOR 3		SECTOR 4		LAP TIME	MPH	DIFF	TIME OF DAY	
1 -		107.0	22.274	128.3	18.495	123.8	13.242	110.5	1:26.033	98.58	4.362	17:19:21.066
2 -	27.796	107.3	22.139	129.0	18.532	122.0	13.204	109.8	1:21.671 (1)	103.85		17:20:42.737
3 -	27.784	105.5	22.328	127.8	18.870	117.1	13.328	106.1	1:22.310	103.04	0.639	17:22:05.047
4 -	28.152	107.0	22.288	125.4	19.012	122.9	13.135	108.7	1:22.587	102.69	0.916	17:23:27.634
5 -	28.090	106.3	22.264	126.3	18.992	121.5	13.622	107.0	1:22.968	102.22	1.297	17:24:50.602
6 -	27.999	104.3	22.697	125.2	19.018	115.9	13.447	110.3	1:23.161	101.99	1.490	17:26:13.763
7 -	27.978	107.0	22.344	130.0	18.516	118.7	13.307	110.5	1:22.145 (3)	103.25	0.474	17:27:35.908
8 -	28.223	106.6	22.442	127.0	18.531	125.2	13.047	109.6	1:22.243	103.12	0.572	17:28:58.151
9 -	28.027	105.5	22.452	126.8	18.598	127.5	13.237	107.8	1:22.314	103.03	0.643	17:30:20.465
10 -	28.032	105.3	22.455	126.6	18.598	127.5	13.058	108.9	1:22.143 (2)	103.25	0.472	17:31:42.608
11 -	27.973	105.1	22.453	126.3	18.905	122.0	13.228	107.8	1:22.559	102.73	0.888	17:33:05.167
12 -	28.159	104.0	22.668	124.7	18.779	124.5	13.348	106.3	1:22.954	102.24	1.283	17:34:28.121

MCRCB BULLETIN TK388

2024 Bennetts British Superbike Championship - Round 7

2024 Pirelli National Sportbike with Moneybarn Vehicle Finance

RACE 2 - SECTOR ANALYSIS



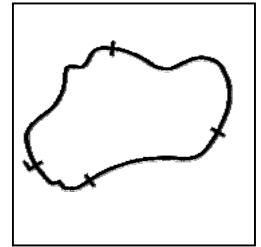
SECTOR 1 = FL to I1, SECTOR 2 = I1 to I2 SECTOR 3 = I2 to I3, SECTOR 4 = I3 to FL, DIFF = Difference To Personal Best Lap, P = Crossed Finish Line in Pit Lane, D = Time Disallowed

P7 85		Jayden MARTIN				Triumph Daytona 660 - MIH Solutions / Macadam Racing Trium						
IDEAL LAP TIME : 1:21.101		BEST LAP TIME : 1:21.431				DIFFERENCE : 0.330						
LAP	SECTOR 1	SECTOR 2		SECTOR 3		SECTOR 4		LAP TIME	MPH	DIFF	TIME OF DAY	
1 -		107.5	22.509	127.3	18.561	128.3	13.189	109.2	1:26.431	98.13	5.000	17:19:21.464
2 -	27.761	107.3	21.900	129.8	18.461	121.5	13.309	110.0	1:21.431 (1)	104.15		17:20:42.895
3 -	27.939	107.3	22.113	129.8	18.593	131.8	13.442	105.5	1:22.087	103.32	0.656	17:22:04.982
4 -	28.088	106.0	22.419	122.2	18.891	133.4	13.140	107.3	1:22.538	102.76	1.107	17:23:27.520
5 -	27.937	104.6	22.497	123.3	18.987	131.5	13.985	104.5	1:23.406	101.69	1.975	17:24:50.926
6 -	28.020	103.4	22.495	124.2	18.797	125.2	13.278	110.0	1:22.590	102.69	1.159	17:26:13.516
7 -	28.042	105.8	22.464	126.3	18.300	134.4	13.194	107.3	1:22.000	103.43	0.569	17:27:35.516
8 -	28.385	105.0	23.161	120.0	18.615	129.3	13.411	103.7	1:23.572	101.48	2.141	17:28:59.088
9 -	27.938	106.0	22.319	125.6	18.418	126.6	13.264	108.9	1:21.939 (3)	103.51	0.508	17:30:21.027
10 -	27.836	106.3	22.372	124.9	18.431	129.5	13.223	108.9	1:21.862 (2)	103.60	0.431	17:31:42.889
11 -	27.799	106.3	22.531	126.1	18.764	119.1	13.431	108.0	1:22.525	102.77	1.094	17:33:05.414
12 -	28.186	104.8	22.502	125.9	18.849	120.9	13.543	107.8	1:23.080	102.08	1.649	17:34:28.494

P8 67		Jacob STEPHENSON				Yamaha YZF-R7 - Rev2Race Yamaha						
IDEAL LAP TIME : 1:22.577		BEST LAP TIME : 1:22.679				DIFFERENCE : 0.102						
LAP	SECTOR 1	SECTOR 2		SECTOR 3		SECTOR 4		LAP TIME	MPH	DIFF	TIME OF DAY	
1 -		107.2	22.370	127.5	18.681	124.5	13.459	108.7	1:27.722	96.68	5.043	17:19:22.755
2 -	28.095	108.0	22.386	126.3	18.736	123.1	13.462	108.4	1:22.679 (1)	102.58		17:20:45.434
3 -	28.067	108.0	22.746	126.1	19.030	121.5	13.617	109.2	1:23.460 (2)	101.62	0.781	17:22:08.894
4 -	28.429	105.6	22.734	122.4	18.884	127.8	13.462	106.6	1:23.509 (3)	101.56	0.830	17:23:32.403
5 -	28.485	103.7	22.800	121.5	19.281	120.4	13.467	107.7	1:24.033	100.93	1.354	17:24:56.436
6 -	28.335	104.0	23.010	121.5	19.208	124.2	13.632	108.5	1:24.185	100.74	1.506	17:26:20.621
7 -	28.848	103.8	22.876	121.1	18.935	122.9	13.586	106.5	1:24.245	100.67	1.566	17:27:44.866
8 -	28.668	102.7	22.933	122.0	19.149	121.5	13.629	106.6	1:24.379	100.51	1.700	17:29:09.245
9 -	28.607	104.2	22.950	122.2	19.066	122.0	13.800	103.8	1:24.423	100.46	1.744	17:30:33.668
10 -	28.989	104.3	22.889	121.1	19.363	125.2	13.515	107.7	1:24.756	100.07	2.077	17:31:58.424
11 -	28.847	103.8	22.808	122.6	19.056	124.2	13.496	105.8	1:24.207	100.72	1.528	17:33:22.631
12 -	28.515	105.0	22.818	122.4	18.952	124.5	13.602	105.5	1:23.887	101.10	1.208	17:34:46.518

P9 23		Joe ELLIS				Aprilia RS660 - JPR						
IDEAL LAP TIME : 1:22.322		BEST LAP TIME : 1:22.683				DIFFERENCE : 0.361						
LAP	SECTOR 1	SECTOR 2		SECTOR 3		SECTOR 4		LAP TIME	MPH	DIFF	TIME OF DAY	
1 -		108.4	22.416	129.3	18.610	124.5	13.660	108.5	1:27.973	96.41	5.290	17:19:23.006
2 -	28.057	108.4	22.284	129.5	18.899	116.3	13.771	108.4	1:23.011 (2)	102.17	0.328	17:20:46.017
3 -	28.015	106.8	22.477	129.5	18.608	122.2	13.583	107.0	1:22.683 (1)	102.57		17:22:08.700
4 -	28.479	103.7	22.814	125.9	19.001	122.0	13.586	108.2	1:23.880	101.11	1.197	17:23:32.580
5 -	28.432	106.8	22.860	126.3	19.233	114.1	13.676	107.5	1:24.201	100.73	1.518	17:24:56.781
6 -	28.290	106.0	22.856	125.9	19.067	121.3	13.415	106.6	1:23.628 (3)	101.42	0.945	17:26:20.409
7 -	28.666	102.9	23.156	122.9	19.070	120.6	13.716	106.8	1:24.608	100.24	1.925	17:27:45.017
8 -	28.661	105.1	23.027	124.2	19.012	117.9	13.979	106.8	1:24.679	100.16	1.996	17:29:09.696
9 -	28.425	105.6	22.989	126.8	18.817	122.0	13.616	104.6	1:23.847	101.15	1.164	17:30:33.543
10 -	28.788	104.3	23.110	124.9	19.345	123.8	13.481	105.6	1:24.724	100.10	2.041	17:31:58.267
11 -	29.126	105.0	22.954	126.8	18.911	119.4	13.599	107.2	1:24.590	100.26	1.907	17:33:22.857
12 -	28.601	106.0	22.749	125.2	18.813	121.5	13.837	107.7	1:24.000	100.97	1.317	17:34:46.857

RACE 2 - SECTOR ANALYSIS



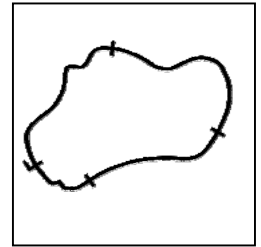
SECTOR 1 = FL to I1, SECTOR 2 = I1 to I2 SECTOR 3 = I2 to I3, SECTOR 4 = I3 to FL, DIFF = Difference To Personal Best Lap, P = Crossed Finish Line in Pit Lane, D = Time Disallowed

P10 56		Charlie ATKINS				Kawasaki Ninja 650 - Symcirrus Motorsport						
IDEAL LAP TIME : 1:21.543		BEST LAP TIME : 1:23.071				DIFFERENCE : 1.528						
LAP	SECTOR 1	SECTOR 2		SECTOR 3		SECTOR 4		LAP TIME	MPH	DIFF	TIME OF DAY	
1 -		106.3	22.405	123.8	18.536	127.8	13.696	106.6	1:27.090	97.38	4.019	17:19:22.123
2 -	28.022	104.8	22.725	119.4	19.140	129.5	14.689	87.9	1:24.576	100.28	1.505	17:20:46.699
3 -	28.851	104.8	22.879	118.1	19.353	127.3	13.362	105.5	1:24.445	100.43	1.374	17:22:11.144
4 -	28.227	105.0	22.834	118.1	19.240	128.5	13.299	106.6	1:23.600 (3)	101.45	0.529	17:23:34.744
5 -	28.087	103.4	22.980	117.5	19.344	126.1	13.431	105.1	1:23.842	101.16	0.771	17:24:58.586
6 -	28.078	101.8	23.118	116.9	19.295	129.0	12.580	108.4	1:23.071 (1)	102.10		17:26:21.657
7 -	28.412	104.6	22.917	119.1	19.245	124.7	13.274	106.6	1:23.848	101.15	0.777	17:27:45.505
8 -	28.400	105.6	22.864	122.9	19.026	127.8	13.562	107.3	1:23.852	101.14	0.781	17:29:09.357
9 -	28.643	105.5	22.984	121.3	18.970	129.3	14.428	100.6	1:25.025	99.75	1.954	17:30:34.382
10 -	28.656	105.3	22.640	122.0	19.372	121.3	13.560	107.5	1:24.228	100.69	1.157	17:31:58.610
11 -	28.983	105.8	22.957	122.9	18.996	118.5	13.523	107.7	1:24.459	100.42	1.388	17:33:23.069
12 -	28.186	106.8	22.831	122.2	18.924	127.5	13.563	105.1	1:23.504 (2)	101.57	0.433	17:34:46.573

P11 61		Cameron HARRIS				Aprilia RS660 - Harris Racing / PW Gates						
IDEAL LAP TIME : 1:23.118		BEST LAP TIME : 1:23.638				DIFFERENCE : 0.520						
LAP	SECTOR 1	SECTOR 2		SECTOR 3		SECTOR 4		LAP TIME	MPH	DIFF	TIME OF DAY	
1 -		104.5	22.590	124.5	19.063	124.2	13.711	105.0	1:29.106	95.18	5.468	17:19:24.139
2 -	28.487	105.0	22.764	122.9	19.032	125.6	13.553	106.0	1:23.836	101.16	0.198	17:20:47.975
3 -	28.466	103.8	22.917	123.3	19.189	124.5	13.438	105.6	1:24.010	100.95	0.372	17:22:11.985
4 -	28.193	105.0	22.912	123.1	19.121	125.9	13.412	106.6	1:23.638 (1)	101.40		17:23:35.623
5 -	28.302	103.2	22.820	122.6	19.225	125.2	13.303	107.5	1:23.650 (2)	101.39	0.012	17:24:59.273
6 -	28.239	104.3	22.858	121.3	19.199	125.9	13.490	106.8	1:23.786 (3)	101.22	0.148	17:26:23.059
7 -	28.550	103.8	23.022	120.9	19.296	126.3	13.415	105.0	1:24.283	100.63	0.645	17:27:47.342
8 -	28.496	102.4	22.963	121.5	19.496	125.6	13.338	107.8	1:24.293	100.62	0.655	17:29:11.635
9 -	29.066	103.2	22.932	120.9	19.169	124.0	13.562	106.8	1:24.729	100.10	1.091	17:30:36.364
10 -	28.553	104.5	22.756	122.2	19.273	125.9	13.390	106.0	1:23.972	101.00	0.334	17:32:00.336
11 -	28.473	104.3	22.899	123.5	19.182	125.6	13.333	106.5	1:23.887	101.10	0.249	17:33:24.223
12 -	28.447	104.0	22.770	123.5	20.037	121.3	14.004	105.6	1:25.258	99.48	1.620	17:34:49.481

P12 4		Jack SMITH				Aprilia RS660 - Woodland Racing						
IDEAL LAP TIME : 1:23.397		BEST LAP TIME : 1:23.794				DIFFERENCE : 0.397						
LAP	SECTOR 1	SECTOR 2		SECTOR 3		SECTOR 4		LAP TIME	MPH	DIFF	TIME OF DAY	
1 -		104.2	23.036	123.5	18.944	129.0	13.638	108.4	1:30.588	93.62	6.794	17:19:25.621
2 -	28.432	105.1	22.863	124.9	18.943	121.3	13.556	106.6	1:23.794 (1)	101.21		17:20:49.415
3 -	28.196	104.8	22.973	124.9	19.402	124.7	13.784	104.0	1:24.355 (2)	100.54	0.561	17:22:13.770
4 -	28.314	105.1	23.103	124.0	19.634	122.9	13.400	107.5	1:24.451	100.43	0.657	17:23:38.221
5 -	28.261	104.3	23.297	122.6	19.685	122.6	13.470	106.0	1:24.713	100.12	0.919	17:25:02.934
6 -	28.241	103.5	23.461	123.5	19.498	126.8	14.135	101.6	1:25.335	99.39	1.541	17:26:28.269
7 -	28.762	103.5	23.483	122.4	19.621	122.6	13.568	106.3	1:25.434	99.27	1.640	17:27:53.703
8 -	28.416	103.4	23.299	122.4	19.421	126.1	13.489	106.6	1:24.625	100.22	0.831	17:29:18.328
9 -	28.557	104.3	23.359	122.2	19.546	123.1	13.456	106.3	1:24.918	99.88	1.124	17:30:43.246
10 -	28.514	104.2	23.278	122.9	19.728	118.5	13.506	106.3	1:25.026	99.75	1.232	17:32:08.272
11 -	28.495	104.3	23.284	122.2	19.551	123.8	13.395	105.3	1:24.725	100.10	0.931	17:33:32.997
12 -	28.373	104.5	23.059	122.9	19.538	123.5	13.430	106.6	1:24.400 (3)	100.49	0.606	17:34:57.397

RACE 2 - SECTOR ANALYSIS



SECTOR 1 = FL to I1, SECTOR 2 = I1 to I2 SECTOR 3 = I2 to I3, SECTOR 4 = I3 to FL, DIFF = Difference To Personal Best Lap, P = Crossed Finish Line in Pit Lane, D = Time Disallowed

P13 6		Jack KNIGHTS				Aprilia RS660 - BlueMotion Racing						
IDEAL LAP TIME : 1:23.561		BEST LAP TIME : 1:24.000				DIFFERENCE : 0.439						
LAP	SECTOR 1	SECTOR 2		SECTOR 3		SECTOR 4		LAP TIME	MPH	DIFF	TIME OF DAY	
1 -		100.3	23.282	123.1	19.654	118.1	14.192	104.0	1:32.036	92.15	8.036	17:19:27.069
2 -	29.335	103.2	22.624	124.7	19.292	116.9	14.346	105.3	1:25.597	99.08	1.597	17:20:52.666
3 -	29.057	104.6	23.069	120.2	19.040	120.4	13.492	106.6	1:24.658	100.18	0.658	17:22:17.324
4 -	28.912	103.2	22.834	120.2	19.462	122.4	13.710	106.0	1:24.918	99.88	0.918	17:23:42.242
5 -	28.807	104.2	23.205	119.4	19.180	122.2	13.463	107.0	1:24.655	100.19	0.655	17:25:06.897
6 -	28.539	101.9	23.239	121.5	19.277	119.6	13.898	106.8	1:24.953	99.83	0.953	17:26:31.850
7 -	28.998	102.2	23.425	120.6	19.076	123.1	13.695	106.8	1:25.194	99.55	1.194	17:27:57.044
8 -	28.708	100.7	23.168	119.6	19.031	124.9	13.515	105.3	1:24.422 (2)	100.46	0.422	17:29:21.466
9 -	28.925	102.1	23.153	120.0	19.025	124.0	13.478	105.6	1:24.581 (3)	100.27	0.581	17:30:46.047
10 -	28.603	103.0	22.918	121.5	19.106	122.9	13.373	106.1	1:24.000 (1)	100.97		17:32:10.047
11 -	28.673	102.4	23.161	120.4	19.125	121.5	14.158	102.9	1:25.117	99.64	1.117	17:33:35.164
12 -	28.777	103.0	23.148	119.8	19.253	122.0	13.799	105.6	1:24.977	99.81	0.977	17:35:00.141

P14 60		Lennon DOCHERTY				Kawasaki Ninja 650 - Sycmirrus Motorsport						
IDEAL LAP TIME : 1:22.041		BEST LAP TIME : 1:22.594				DIFFERENCE : 0.553						
LAP	SECTOR 1	SECTOR 2		SECTOR 3		SECTOR 4		LAP TIME	MPH	DIFF	TIME OF DAY	
1 -		105.1	22.309	125.6	34.222	103.4	13.969	98.8	1:43.173	82.20	20.579	17:19:38.206
2 -	28.272	103.2	22.745	119.1	19.249	128.0	13.237	105.3	1:23.503 (3)	101.57	0.909	17:21:01.709
3 -	28.079	102.7	22.567	119.4	19.267	128.0	13.159	105.1	1:23.072 (2)	102.09	0.478	17:22:24.781
4 -	28.152	102.1	22.768	118.5	19.136	130.3	13.522	103.7	1:23.578	101.48	0.984	17:23:48.359
5 -	27.951	101.3	23.034	118.1	19.222	128.5	13.340	104.5	1:23.547	101.51	0.953	17:25:11.906
6 -	28.283	100.0	23.058	117.9	19.218	129.0	13.247	105.1	1:23.806	101.20	1.212	17:26:35.712
7 -	27.976	103.8	22.887	119.1	18.688	132.1	15.007	90.5	1:24.558	100.30	1.964	17:28:00.270
8 -	28.584	103.8	22.759	122.6	19.056	128.0	13.622	104.3	1:24.021	100.94	1.427	17:29:24.291
9 -	28.080	101.8	22.625	120.4	18.796	130.5	13.093	107.0	1:22.594 (1)	102.69		17:30:46.885
10 -	28.790	100.4	22.575	120.4	18.837	131.8	13.431	105.3	1:23.633	101.41	1.039	17:32:10.518
11 -	28.278	101.2	23.130	120.4	19.006	130.5	15.308	92.1	1:25.722	98.94	3.128	17:33:36.240
12 -	28.745	100.6	22.793	119.6	18.882	121.3	13.539	106.5	1:23.959	101.02	1.365	17:35:00.199

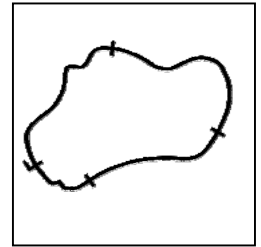
P15 69		Joshua PROUDFOOT				Yamaha YZF-R7 - Rev2Race Yamaha						
IDEAL LAP TIME : 1:24.280		BEST LAP TIME : 1:24.702				DIFFERENCE : 0.422						
LAP	SECTOR 1	SECTOR 2		SECTOR 3		SECTOR 4		LAP TIME	MPH	DIFF	TIME OF DAY	
1 -		102.7	23.050	123.5	19.028	124.7	13.751	105.3	1:30.258	93.97	5.556	17:19:25.291
2 -	28.757	103.0	23.170	124.7	18.832	124.0	13.943	105.1	1:24.702 (1)	100.13		17:20:49.993
3 -	28.746	102.7	23.135	122.6	19.330	120.2	13.828	105.8	1:25.039	99.73	0.337	17:22:15.032
4 -	28.743	103.2	23.404	119.4	19.505	124.5	13.703	105.8	1:25.355	99.36	0.653	17:23:40.387
5 -	28.904	101.2	23.516	121.1	19.570	121.7	13.829	106.5	1:25.819	98.83	1.117	17:25:06.206
6 -	28.904	100.6	23.484	121.5	19.273	124.9	13.727	106.3	1:25.388	99.33	0.686	17:26:31.594
7 -	29.134	101.3	23.318	122.2	19.236	126.8	13.689	105.6	1:25.377	99.34	0.675	17:27:56.971
8 -	28.962	101.3	23.283	122.0	18.960	124.9	13.676	106.0	1:24.881 (3)	99.92	0.179	17:29:21.852
9 -	29.079	102.1	23.044	123.1	19.066	126.6	13.670	106.1	1:24.859 (2)	99.94	0.157	17:30:46.711
10 -	29.118	101.6	23.127	123.1	19.347	120.4	13.772	106.8	1:25.364	99.35	0.662	17:32:12.075
11 -	28.904	101.8	23.337	122.0	19.262	118.5	13.958	104.8	1:25.461	99.24	0.759	17:33:37.536
12 -	28.805	102.7	23.237	122.9	19.315	121.5	13.661	106.6	1:25.018	99.76	0.316	17:35:02.554

MCRCB BULLETIN TK388

2024 Bennetts British Superbike Championship - Round 7

2024 Pirelli National Sportbike with Moneybarn Vehicle Finance

RACE 2 - SECTOR ANALYSIS



SECTOR 1 = FL to I1, SECTOR 2 = I1 to I2 SECTOR 3 = I2 to I3, SECTOR 4 = I3 to FL, DIFF = Difference To Personal Best Lap, P = Crossed Finish Line in Pit Lane, D = Time Disallowed

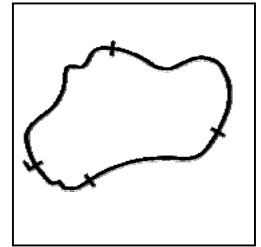
P16 66		Katie HAND				Triumph Daytona 660 - MIH Solutions / Macadam Racing Triumph						
IDEAL LAP TIME : 1:24.476		BEST LAP TIME : 1:24.659				DIFFERENCE : 0.183						
LAP	SECTOR 1	SECTOR 2		SECTOR 3		SECTOR 4		LAP TIME	MPH	DIFF	TIME OF DAY	
1 -		106.1	23.118	129.3	19.173	110.9	14.224	109.4	1:32.316	91.87	7.657	17:19:27.349
2 -	29.644	105.5	22.886	128.0	19.024	119.8	13.968	109.6	1:25.522	99.17	0.863	17:20:52.871
3 -	29.330	106.0	22.697	124.9	19.215	114.1	13.981	110.5	1:25.223	99.52	0.564	17:22:18.094
4 -	29.173	107.2	22.819	128.3	18.841	114.5	13.919	110.9	1:24.752 (2)	100.07	0.093	17:23:42.846
5 -	29.113	106.1	22.901	126.8	18.950	116.3	13.940	110.9	1:24.904	99.89	0.245	17:25:07.750
6 -	29.302	105.1	22.979	124.9	19.166	115.3	13.934	109.6	1:25.381	99.33	0.722	17:26:33.131
7 -	29.371	104.8	23.125	126.1	18.903	118.3	14.329	108.7	1:25.728	98.93	1.069	17:27:58.859
8 -	29.712	104.8	23.295	124.9	19.069	112.2	13.980	109.6	1:26.056	98.55	1.397	17:29:24.915
9 -	29.155	106.3	22.760	128.0	18.789	117.5	13.955	109.6	1:24.659 (1)	100.18		17:30:49.574
10 -	29.095	106.6	22.934	125.4	18.904	116.5	13.895	108.2	1:24.828 (3)	99.98	0.169	17:32:14.402
11 -	29.136	105.6	23.090	125.4	19.046	121.7	13.902	108.7	1:25.174	99.57	0.515	17:33:39.576
12 -	29.224	105.0	23.082	125.9	18.959	122.2	13.935	109.1	1:25.200	99.54	0.541	17:35:04.776

P17 29		Aaron DAYKIN				Aprilia RS660 - 929 Racing						
IDEAL LAP TIME : 1:23.826		BEST LAP TIME : 1:24.279				DIFFERENCE : 0.453						
LAP	SECTOR 1	SECTOR 2		SECTOR 3		SECTOR 4		LAP TIME	MPH	DIFF	TIME OF DAY	
1 -		104.2	23.008	125.6	19.470	118.1	14.308	103.8	1:31.959	92.23	7.680	17:19:26.992
2 -	28.924	103.4	22.775	121.1	19.265	124.7	14.511	103.8	1:25.475	99.22	1.196	17:20:52.467
3 -	28.625	104.2	23.094	120.2	19.708	114.1	14.038	106.3	1:25.465	99.24	1.186	17:22:17.932
4 -	28.864	105.6	22.753	122.4	19.165	110.0	14.169	106.1	1:24.951 (2)	99.84	0.672	17:23:42.883
5 -	29.267	104.0	22.784	121.3	19.061	115.3	14.261	107.8	1:25.373	99.34	1.094	17:25:08.256
6 -	29.088	103.4	22.862	120.6	19.361	116.7	14.075	105.6	1:25.386	99.33	1.107	17:26:33.642
7 -	28.884	103.0	23.331	122.6	18.799	117.9	14.401	103.2	1:25.415	99.29	1.136	17:27:59.057
8 -	29.340	102.7	23.129	120.4	19.190	120.0	13.822	106.1	1:25.481	99.22	1.202	17:29:24.538
9 -	28.899	103.4	22.864	121.1	18.867	123.5	13.649	105.5	1:24.279 (1)	100.63		17:30:48.817
10 -	29.208	102.4	23.061	121.1	19.231	119.4	14.087	103.7	1:25.587	99.09	1.308	17:32:14.404
11 -	29.541	103.5	22.860	123.3	19.070	115.9	14.161	105.6	1:25.632	99.04	1.353	17:33:40.036
12 -	29.076	104.3	22.866	120.2	19.148	113.9	13.884	106.1	1:24.974 (3)	99.81	0.695	17:35:05.010

P18 13		Edoardo COLOMBI				Aprilia RS660 - Gradara Corse Asd						
IDEAL LAP TIME : 1:20.259		BEST LAP TIME : 1:20.489				DIFFERENCE : 0.230						
LAP	SECTOR 1	SECTOR 2		SECTOR 3		SECTOR 4		LAP TIME	MPH	DIFF	TIME OF DAY	
1 -		105.3	22.237	123.5	18.587	132.3	13.293	108.5	1:24.629	100.22	4.140	17:19:19.662
2 -	27.133	106.1	22.126	124.2	18.535	133.6	12.906	110.0	1:20.700 (3)	105.10	0.211	17:20:40.362
3 -	27.256	106.0	22.127	123.1	18.802	127.8	13.171	112.2	1:21.356	104.25	0.867	17:22:01.718
4 -	27.227	108.4	22.128	128.0	18.425	134.7	13.273	110.3	1:21.053	104.64	0.564	17:23:22.771
5 -	27.363	109.2	22.010	125.9	18.288	133.6	12.993	110.3	1:20.654 (2)	105.16	0.165	17:24:43.425
6 -	27.618	106.6	22.332	127.8	18.281	134.2	13.363	108.7	1:21.594	103.94	1.105	17:26:05.019
7 -	27.094	105.6	22.189	124.0	18.569	130.8	13.084	110.3	1:20.936	104.79	0.447	17:27:25.955
8 -	27.362	106.0	22.201	124.7	18.485	129.8	12.942	110.9	1:20.990	104.72	0.501	17:28:46.945
9 -	27.112	105.8	22.140	124.5	18.485	133.6	13.209	109.6	1:20.946	104.78	0.457	17:30:07.891
10 -	27.189	107.2	21.994	124.7	18.374	136.9	12.932	109.2	1:20.489 (1)	105.37		17:31:28.380
11 -	27.125	106.8	21.978	124.9	18.477	133.4	13.183	111.1	1:20.763	105.01	0.274	17:32:49.143

P19 47		Richard COOPER				Triumph Daytona 660 - PHR Performance Triumph						
IDEAL LAP TIME : 1:20.121		BEST LAP TIME : 1:20.397				DIFFERENCE : 0.276						
LAP	SECTOR 1	SECTOR 2		SECTOR 3		SECTOR 4		LAP TIME	MPH	DIFF	TIME OF DAY	
1 -		107.2	22.077	130.3	18.407	129.3	13.403	108.5	1:24.826	99.98	4.429	17:19:19.859
2 -	27.415	107.0	21.958	128.5	18.328	124.7	13.049	111.6	1:20.750	105.03	0.353	17:20:40.609
3 -	27.274	107.7	21.862	131.3	18.488	126.3	13.035	110.0	1:20.659 (3)	105.15	0.262	17:22:01.268
4 -	27.461	106.8	22.234	128.8	18.388	129.5	12.903	110.1	1:20.986	104.72	0.589	17:23:22.254
5 -	27.508	105.6	22.192	128.5	18.438	130.5	12.861	110.9	1:20.999	104.71	0.602	17:24:43.253
6 -	27.739	105.5	22.259	129.3	18.418	130.8	13.643	110.3	1:22.059	103.35	1.662	17:26:05.312
7 -	27.262	106.6	21.986	130.8	18.299	132.6	13.035	109.4	1:20.582 (2)	105.25	0.185	17:27:25.894
8 -	27.649	107.3	22.005	131.5	18.452	128.8	13.089	111.6	1:21.195	104.45	0.798	17:28:47.089
9 -	27.319	106.5	22.018	130.5	18.346	123.5	13.239	111.1	1:20.922	104.81	0.525	17:30:08.011
10 -	27.407	107.2	21.924	129.3	18.355	128.5	13.083	111.2	1:20.769	105.01	0.372	17:31:28.780
11 -	27.327	108.5	21.733	132.1	18.265	126.1	13.072	112.7	1:20.397 (1)	105.49		17:32:49.177

RACE 2 - SECTOR ANALYSIS



SECTOR 1 = FL to I1, SECTOR 2 = I1 to I2 SECTOR 3 = I2 to I3, SECTOR 4 = I3 to FL, DIFF = Difference To Personal Best Lap, P = Crossed Finish Line in Pit Lane, D = Time Disallowed

P20 55		Harrison DESOY				Yamaha YZF-R7 - Rev2Race Yamaha						
IDEAL LAP TIME : 1:20.049		BEST LAP TIME : 1:20.517				DIFFERENCE : 0.468						
LAP	SECTOR 1	SECTOR 2		SECTOR 3		SECTOR 4		LAP TIME	MPH	DIFF	TIME OF DAY	
1 -		106.3	22.107	126.8	18.412	138.0	13.617	106.3	1:24.914	99.88	4.397	17:19:19.947
2 -	27.530	108.7	21.897	126.6	18.348	123.5	13.737	110.7	1:21.512	104.05	0.995	17:20:41.459
3 -	27.457	108.7	21.770	126.1	18.319	129.0	13.123	111.1	1:20.669	105.14	0.152	17:22:02.128
4 -	27.321	109.1	21.831	126.3	18.298	129.5	13.265	110.9	1:20.715	105.08	0.198	17:23:22.843
5 -	27.510	108.9	21.983	128.8	18.364	134.7	13.189	109.2	1:21.046	104.65	0.529	17:24:43.889
6 -	27.287	108.2	22.313	126.1	18.258	132.1	13.641	107.7	1:21.499	104.07	0.982	17:26:05.388
7 -	27.342	107.7	22.167	126.1	18.125	136.1	13.014	111.4	1:20.648 (3)	105.16	0.131	17:27:26.036
8 -	27.630	107.8	21.963	128.0	18.448	135.8	13.234	110.9	1:21.275	104.35	0.758	17:28:47.311
9 -	27.419	106.6	21.793	129.0	18.118	137.5	13.355	106.6	1:20.685	105.12	0.168	17:30:07.996
10 -	27.531	107.8	21.815	129.0	18.348	130.8	12.918	110.0	1:20.612 (2)	105.21	0.095	17:31:28.608
11 -	27.243	107.5	21.899	126.1	18.178	137.2	13.197	107.3	1:20.517 (1)	105.33		17:32:49.125

P21 44		Sam GREEN				Aprilia RS660 - Bruce Racing						
IDEAL LAP TIME : 1:24.498		BEST LAP TIME : 1:24.828				DIFFERENCE : 0.330						
LAP	SECTOR 1	SECTOR 2		SECTOR 3		SECTOR 4		LAP TIME	MPH	DIFF	TIME OF DAY	
1 -		101.5	23.193	119.6	19.319	128.3	13.631	106.5	1:31.000	93.20	6.172	17:19:26.033
2 -	29.346	103.2	23.264	121.7	19.444	124.5	13.903	106.5	1:25.957	98.67	1.129	17:20:51.990
3 -	28.880	103.0	23.275	121.1	19.640	126.1	13.307	106.6	1:25.102 (2)	99.66	0.274	17:22:17.092
4 -	28.749	103.7	23.123	119.8	19.420	132.1	13.536	106.3	1:24.828 (1)	99.98		17:23:41.920
5 -	29.014	101.6	23.616	117.1	19.408	124.5	13.496	106.0	1:25.534 (3)	99.16	0.706	17:25:07.454
6 -	28.922	99.8	23.605	115.9	19.714	121.3	14.274	101.3	1:26.515	98.03	1.687	17:26:33.969
7 -	29.894	95.5	24.415	114.7	21.183	100.9		IN PIT	1:30.645 P	93.56	5.817	17:28:04.614

P22 34		Aaron SILVESTER				Triumph Daytona 660 - MIH Solutions / Macadam Racing Triumf						
IDEAL LAP TIME : 1:20.135		BEST LAP TIME : 1:20.594				DIFFERENCE : 0.459						
LAP	SECTOR 1	SECTOR 2		SECTOR 3		SECTOR 4		LAP TIME	MPH	DIFF	TIME OF DAY	
1 -		108.7	22.042	130.5	18.253	120.6	14.085	108.4	1:25.687	98.98	5.093	17:19:20.720
2 -	27.578	109.1	22.012	132.1	17.979	132.8	13.642	109.1	1:21.211	104.43	0.617	17:20:41.931
3 -	27.349	109.4	21.650	131.3	18.252	121.5	13.343	111.1	1:20.594 (1)	105.23		17:22:02.525
4 -	27.437	108.9	21.723	131.0	18.063	131.3	13.647	109.4	1:20.870 (3)	104.87	0.276	17:23:23.395
5 -	27.477	104.2	22.084	131.0	18.140	132.6	13.157	109.4	1:20.858 (2)	104.89	0.264	17:24:44.253
6 -	27.574	108.4	21.933	132.6	18.287	132.1	14.053	107.5	1:21.847	103.62	1.253	17:26:06.100

P23 11		Sean O'REILLY				Aprilia RS660 - Moto Muzzi Racing Aprilia						
IDEAL LAP TIME : 1:24.540		BEST LAP TIME : 1:24.770				DIFFERENCE : 0.230						
LAP	SECTOR 1	SECTOR 2		SECTOR 3		SECTOR 4		LAP TIME	MPH	DIFF	TIME OF DAY	
1 -		104.5	22.974	122.2	19.379	120.0	14.239	105.3	1:32.163	92.02	7.393	17:19:27.196
2 -	28.994	103.8	22.665	121.7	19.326	121.5	14.333	104.2	1:25.318 (3)	99.41	0.548	17:20:52.514
3 -	29.120	104.3	22.817	122.2	19.396	119.1	13.832	106.6	1:25.165 (2)	99.59	0.395	17:22:17.679
4 -	28.717	104.8	22.770	120.0	19.433	118.9	13.850	107.8	1:24.770 (1)	100.05		17:23:42.449
5 -	28.815	103.8	23.218	119.8	19.360	115.9	14.205	108.5	1:25.598	99.08	0.828	17:25:08.047

P24 51		Rossi BANHAM				Yamaha YZF-R7 - RB Racing						
IDEAL LAP TIME : 1:22.336		BEST LAP TIME : 1:22.438				DIFFERENCE : 0.102						
LAP	SECTOR 1	SECTOR 2		SECTOR 3		SECTOR 4		LAP TIME	MPH	DIFF	TIME OF DAY	
1 -		108.4	22.534	129.8	18.508	129.5	13.538	108.2	1:27.504	96.92	5.066	17:19:22.537
2 -	28.099	107.3	22.411	129.3	18.610	127.5	13.318	108.9	1:22.438 (1)	102.88		17:20:44.975
3 -	28.315	105.1	22.864	129.5	18.720	125.6	13.375	109.4	1:23.274 (2)	101.85	0.836	17:22:08.249
4 -	58.530	61.0	28.297	111.8	23.446	106.1		IN PIT	2:04.785 P	67.96	42.347	17:24:13.034

P25 77		Oliver MORGAN-EDWARDS				Aprilia RS660 - OME Racing						
IDEAL LAP TIME : 1:24.424		BEST LAP TIME :				DIFFERENCE :						
LAP	SECTOR 1	SECTOR 2		SECTOR 3		SECTOR 4		LAP TIME	MPH	DIFF	TIME OF DAY	
1 -		105.0	22.741	122.2	19.015	119.6	13.904	107.0	1:29.694	94.56		17:19:24.727
2 -	28.764	103.0	23.004	123.1	19.017	124.2		IN PIT	1:30.209 P	94.02		17:20:54.936

MCRCB BULLETIN TK389

2024 Bennetts British Superbike Championship - Round 7

2024 Pirelli National Sportbike with Moneybarn Vehicle Finance

RACE 2 - BEST SECTORS

SECTOR 1				SECTOR 2				SECTOR 3				SECTOR 4				IDEAL / BEST COMPARISON		
POS	NO	NAME	TIME	NO	NAME	TIME	NO	NAME	TIME	NO	NAME	TIME	POS	NO	NAME	IDEAL	BEST	DIFF
																PERFECT LAP	1:19.303	
1	13	COLOMBI	27.094	34	SILVEST	21.650	34	SILVEST	17.979	56	ATKINS	12.580	1	8	BARNES	1:19.896	1:20.158	0.262
2	55	DESSOY	27.243	28	DAVIDSO	21.674	8	BARNES	18.024	47	COOPER	12.861	2	55	DESSOY	1:20.049	1:20.517	0.468
3	47	COOPER	27.262	25	STRUDWI	21.676	76	STEPHEN	18.058	8	BARNES	12.870	3	25	STRUDWICK	1:20.066	1:20.381	0.315
4	8	BARNES	27.263	47	COOPER	21.733	25	STRUDWI	18.093	13	COLOMBI	12.906	4	76	STEPHENSON	1:20.093	1:20.588	0.495
5	28	DAVIDSO	27.332	8	BARNES	21.739	55	DESSOY	18.118	55	DESSOY	12.918	5	47	COOPER	1:20.121	1:20.397	0.276
6	76	STEPHEN	27.339	76	STEPHEN	21.748	28	DAVIDSO	18.229	76	STEPHEN	12.948	6	34	SILVESTER	1:20.135	1:20.594	0.459
7	25	STRUDWI	27.342	55	DESSOY	21.770	47	COOPER	18.265	25	STRUDWI	12.955	7	28	DAVIDSON	1:20.208	1:20.670	0.462
8	34	SILVEST	27.349	85	MARTIN	21.900	13	COLOMBI	18.281	28	DAVIDSO	12.973	8	13	COLOMBI	1:20.259	1:20.489	0.230
9	17	SHELTON	27.573	13	COLOMBI	21.978	85	MARTIN	18.300	74	SMART-W	13.047	9	85	MARTIN	1:21.101	1:21.431	0.330
10	85	MARTIN	27.761	17	SHELTON	22.075	17	SHELTON	18.433	17	SHELTON	13.076	10	17	SHELTON	1:21.157	1:21.630	0.473
11	74	SMART-W	27.784	74	SMART-W	22.139	74	SMART-W	18.495	60	DOCHERT	13.093	11	74	SMART-WEEDEN	1:21.465	1:21.671	0.206
12	60	DOCHERT	27.951	23	ELLIS	22.284	51	BANHAM	18.508	85	MARTIN	13.140	12	56	ATKINS	1:21.543	1:23.071	1.528
13	23	ELLIS	28.015	60	DOCHERT	22.309	56	ATKINS	18.536	34	SILVEST	13.157	13	60	DOCHERTY	1:22.041	1:22.594	0.553
14	56	ATKINS	28.022	67	STEPHEN	22.370	23	ELLIS	18.608	61	HARRIS	13.303	14	23	ELLIS	1:22.322	1:22.683	0.361
15	67	STEPHEN	28.067	56	ATKINS	22.405	67	STEPHEN	18.681	44	GREEN	13.307	15	51	BANHAM	1:22.336	1:22.438	0.102
16	51	BANHAM	28.099	51	BANHAM	22.411	60	DOCHERT	18.688	51	BANHAM	13.318	16	67	STEPHENSON	1:22.577	1:22.679	0.102
17	61	HARRIS	28.193	61	HARRIS	22.590	66	HAND	18.789	6	KNIGHTS	13.373	17	61	HARRIS	1:23.118	1:23.638	0.520
18	4	SMITH	28.196	6	KNIGHTS	22.624	29	DAYKIN	18.799	4	SMITH	13.395	18	4	SMITH	1:23.397	1:23.794	0.397
19	6	KNIGHTS	28.539	11	O'REILL	22.665	69	PROUDFO	18.832	23	ELLIS	13.415	19	6	KNIGHTS	1:23.561	1:24.000	0.439
20	29	DAYKIN	28.625	66	HAND	22.697	4	SMITH	18.943	67	STEPHEN	13.459	20	29	DAYKIN	1:23.826	1:24.279	0.453
21	11	O'REILL	28.717	77	MORGAN-	22.741	77	MORGAN-	19.015	29	DAYKIN	13.649	21	69	PROUDFOOT	1:24.280	1:24.702	0.422
22	69	PROUDFO	28.743	29	DAYKIN	22.753	6	KNIGHTS	19.025	69	PROUDFO	13.661	22	77	MORGAN-EDWARDS	1:24.424		
23	44	GREEN	28.749	4	SMITH	22.863	61	HARRIS	19.032	11	O'REILL	13.832	23	66	HAND	1:24.476	1:24.659	0.183
24	77	MORGAN-	28.764	69	PROUDFO	23.044	44	GREEN	19.319	66	HAND	13.895	24	44	GREEN	1:24.498	1:24.828	0.330
25	66	HAND	29.095	44	GREEN	23.123	11	O'REILL	19.326	77	MORGAN-	13.904	25	11	O'REILLY	1:24.540	1:24.770	0.230

MCRCB BULLETIN TK390**2024 Bennetts British Superbike Championship - Round 7****2024 Pirelli National Sportbike with Moneybarn Vehicle Finance****RACE 2 - BEST SPEEDS**

POS	INTERMEDIATE 1			INTERMEDIATE 2			INTERMEDIATE 3			FINISH LINE		
	NO	NAME	MPH	NO	NAME	MPH	NO	NAME	MPH	NO	NAME	MPH
1	76	STEPHENSON	111.1	34	SILVESTER	132.6	55	DESSOY	138.0	76	STEPHENSON	112.7
2	25	STRUDWICK	110.7	25	STRUDWICK	132.3	13	COLOMBI	136.9	47	COOPER	112.7
3	17	SHELTON	110.3	76	STEPHENSON	132.1	28	DAVIDSON	136.3	25	STRUDWICK	112.5
4	8	BARNES	109.6	47	COOPER	132.1	76	STEPHENSON	135.0	13	COLOMBI	112.2
5	13	COLOMBI	109.6	8	BARNES	130.8	25	STRUDWICK	134.7	28	DAVIDSON	111.8
6	28	DAVIDSON	109.4	74	SMART-WEEDEN	130.0	85	MARTIN	134.4	55	DESSOY	111.4
7	34	SILVESTER	109.4	28	DAVIDSON	129.8	8	BARNES	134.2	8	BARNES	111.1
8	55	DESSOY	109.1	85	MARTIN	129.8	47	COOPER	132.8	34	SILVESTER	111.1
9	47	COOPER	108.5	51	BANHAM	129.8	34	SILVESTER	132.8	66	HAND	110.9
10	23	ELLIS	108.4	23	ELLIS	129.5	60	DOCHERTY	132.1	74	SMART-WEEDEN	110.5
11	51	BANHAM	108.4	66	HAND	129.3	44	GREEN	132.1	85	MARTIN	110.0
12	67	STEPHENSON	108.0	55	DESSOY	129.0	17	SHELTON	131.8	17	SHELTON	109.6
13	85	MARTIN	107.5	13	COLOMBI	128.0	56	ATKINS	129.5	51	BANHAM	109.4
14	74	SMART-WEEDEN	107.3	17	SHELTON	127.8	51	BANHAM	129.5	67	STEPHENSON	109.2
15	66	HAND	107.2	67	STEPHENSON	127.5	4	SMITH	129.0	23	ELLIS	108.5
16	56	ATKINS	106.8	60	DOCHERTY	125.6	67	STEPHENSON	127.8	11	O'REILLY	108.5
17	29	DAYKIN	105.6	29	DAYKIN	125.6	74	SMART-WEEDEN	127.5	56	ATKINS	108.4
18	4	SMITH	105.1	4	SMITH	124.9	69	PROUDFOOT	126.8	4	SMITH	108.4
19	60	DOCHERTY	105.1	6	KNIGHTS	124.7	61	HARRIS	126.3	61	HARRIS	107.8
20	61	HARRIS	105.0	69	PROUDFOOT	124.7	6	KNIGHTS	124.9	29	DAYKIN	107.8
21	77	MORGAN-EDWARDS	105.0	61	HARRIS	124.5	29	DAYKIN	124.7	6	KNIGHTS	107.0
22	11	O'REILLY	104.8	56	ATKINS	123.8	23	ELLIS	124.5	60	DOCHERTY	107.0
23	6	KNIGHTS	104.6	77	MORGAN-EDWARDS	123.1	77	MORGAN-EDWARDS	124.2	77	MORGAN-EDWARDS	107.0
24	44	GREEN	103.7	11	O'REILLY	122.2	66	HAND	122.2	69	PROUDFOOT	106.8
25	69	PROUDFOOT	103.2	44	GREEN	121.7	11	O'REILLY	121.5	44	GREEN	106.6

MCRCB BULLETIN TK391

2024 Bennetts British Superbike Championship - Round 7

2024 Pirelli National Sportbike with Moneybarn Vehicle Finance

RACE 2 - STATISTICS

Competitors Started	25
Planned Start	2024-08-11 @ 17:05:00.000
Actual Start	2024-08-11 @ 17:17:55.032
Finish Time	2024-08-11 @ 17:34:10.905
Track Length	2.3560mi.
Total Laps	261
Total Distance Covered	614.9168mi.

Session Fastest Lap History

NO	NAME	LAP TIME	TIME OF DAY	LAP	VEHICLE
13	Edoardo COLOMBI	1:20.700	17:20:40.362	2	Aprilia RS660
25	Thomas STRUDWICK	1:20.514	17:20:40.807	2	Triumph Daytona 660
25	Thomas STRUDWICK	1:20.381	17:30:08.231	9	Triumph Daytona 660
8	Ash BARNES	1:20.158	17:32:49.583	11	Yamaha YZF-R7

Session Leader History

NO	NAME	FROM LAP	LAPS LED	DISTANCE	VEHICLE
13	Edoardo COLOMBI	1	2	4.71 miles	Aprilia RS660
47	Richard COOPER	3	3	7.06 miles	Triumph Daytona 660
13	Edoardo COLOMBI	6	1	2.35 miles	Aprilia RS660
47	Richard COOPER	7	1	2.35 miles	Triumph Daytona 660
13	Edoardo COLOMBI	8	3	7.06 miles	Aprilia RS660
55	Harrison DESSOY	11	1	2.35 miles	Yamaha YZF-R7
25	Thomas STRUDWICK	12	1	2.35 miles	Triumph Daytona 660

Flag History

TYPE	TIME OF DAY
GREEN	17:17:55.032
FINISH	17:34:10.905

Flag Statistics

TYPE	COUNT	TOTAL LAPS	TOTAL TIME
Green	1	12	19:52.571
Red	0	0	0.000
Safety Car	0	0	0.000
FCY	0	0	0.000

MCRCB BULLETIN TK392

2024 Bennetts British Superbike Championship - Round 7

2024 Pirelli National Sportbike with Moneybarn Vehicle Finance

RACE 2 - SESSION NOTES

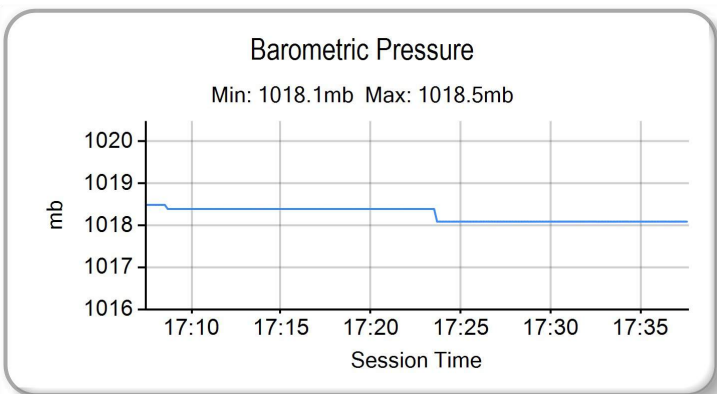
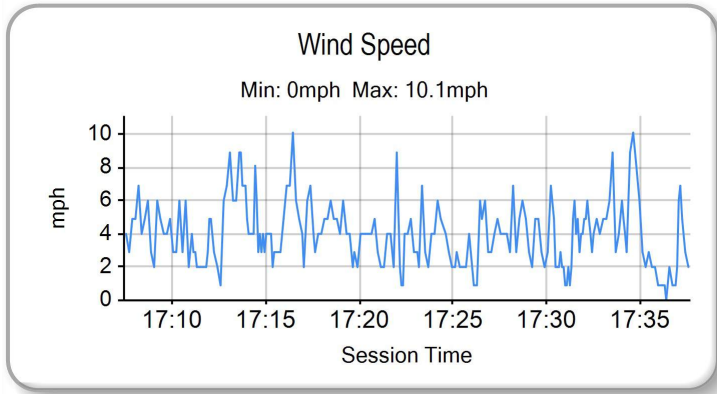
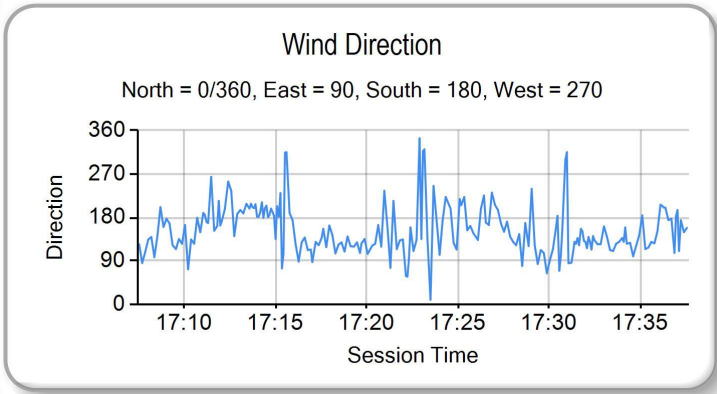
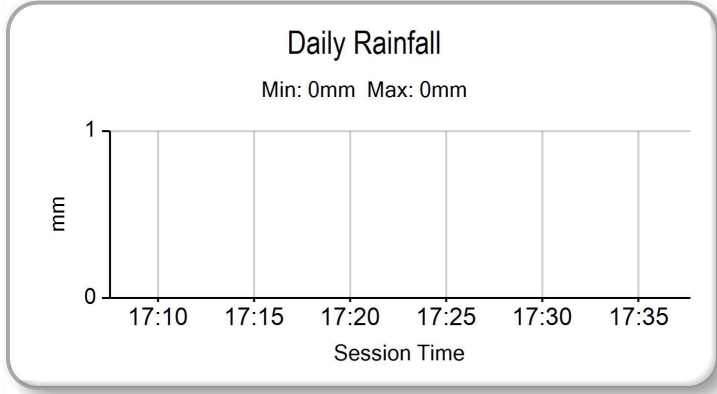
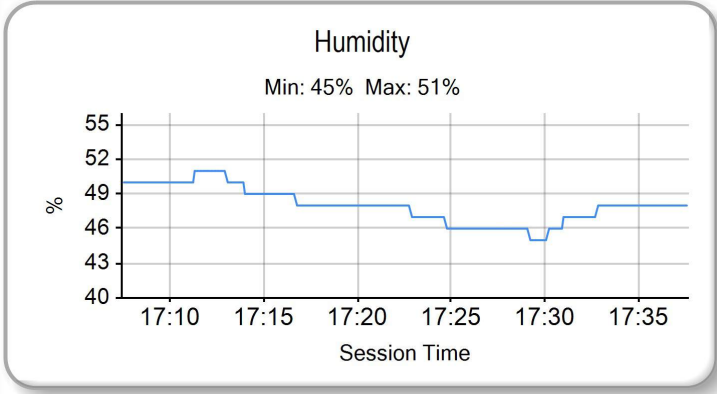
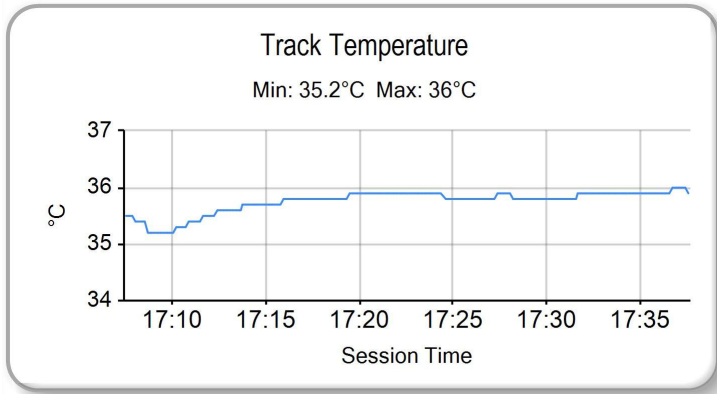
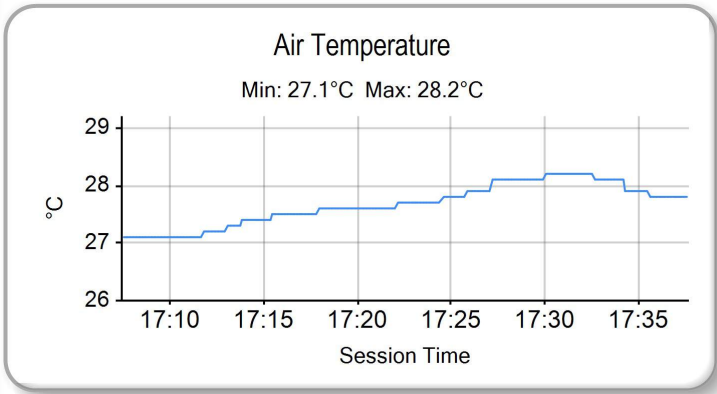
TIME	MESSAGE
17:07:34	NEW RACE - ORIGINAL GRID POSITIONS - 12 LAPS
17:07:34	QUICK START - TYRE CHANGES AUTHORISED - PIT LANE OPENS AT 17:13
17:13:03	PITLANE OPEN
17:14:08	PITLANE CLOSED
17:15:21	30 SECONDS TO WARM UP LAP
17:15:46	GREEN FLAG - WARM UP LAP
17:17:21	RACE START
17:18:35	NO JUMP STARTS
17:19:33	NO. 55 - COURSE CUT AT TURN 12/13/14 - LAP 1
17:20:56	NO. 56 - COURSE CUT AT TURN 12/13/14 - LAP 2
17:21:08	NO.77 ENTERED PITS
17:23:03	NO.51 STOPPED TECHNICAL PROBLEM - T5 SEAGRAVE
17:23:43	NO.51 CONTINUED
17:24:17	NO.77 RETIRED
17:24:27	NO.51 ENTERED PITS
17:25:46	NO. 11 FALLER AT T3 CAMPBELL - RIDER OK
17:26:05	NO.51 RETIRED
17:26:32	NO. 56 - COURSE CUT AT TURN 12/13/14 - LAP 6
17:26:48	NO. 4 - COURSE CUT AT TURN 14 - LAP 6
17:26:59	NO. 34 FALLER AT T3 CAMPBELL - RIDER OK
17:27:18	NO. 55 - 2 SECS TIME PENALTY COURSE CUT AT TURN 12/13/14 - LAP 1
17:27:44	BLACK/WHITE FLAG NO. 56
17:27:44	TRACK LIMITS WARNING
17:28:09	NO. 60 - COURSE CUT AT TURN 12/13/14 - LAP 7
17:28:24	NO. 56 - 2 SECS TIME PENALTY COURSE CUT AT TURN 12/13/14 - LAP 6
17:28:31	NO.44 ENTERED PITS
17:28:53	TWO THIRDS DISTANCE COMPLETED
17:30:41	NO. 56 - COURSE CUT AT TURN 12/13/14 - LAP 9
17:33:41	NO. 60 - COURSE CUT AT TURN 12/13/14 - LAP 11
17:34:33	NO. 25 - COURSE CUT AT TURN 12/13/14 - LAP 12
17:35:04	NO. 47, 55 & 13 FALLERS AT T12 CHICANE - RIDERS BEING ASSESSED
17:35:04	NO. 25 - COURSE CUT AT TURN 12/13/14 - LAP 12
17:35:04	INCIDENT UNDER INVESTIGATION LAP 12 TURN 12/13/14
17:35:44	NO. 25 - 1 SECS TIME PENALTY COURSE CUT AT TURN 12/13/14 - LAP 12
17:37:41	UPDATE: NO. 47 - RIDER TO MEDICAL CENTRE

MCRCB BULLETIN TK393

2024 Bennetts British Superbike Championship - Round 7

2024 Pirelli National Sportbike with Moneybarn Vehicle Finance

RACE 2 - WEATHER CONDITIONS



2024 Pirelli National Sportbike with Moneybarn Finance
RIDERS CHAMPIONSHIP CLASSIFICATION



	TOTAL	GAP	DIFF	Races															Wins	Seconds	Thirds							
				1 14th - 6th May	2 Oulton Park International	3 17th - 19th May	4 Donington Park GP	5 14th - 16th June	6 Knockhill	7 5th - 7th July Snetterton 300	8 19th - 21st July Brands Hatch GP	9 9th - 11th August Thruxton	11 24th - 26th August Cadwell Park	12 13th - 15th September Oulton Park International	13 27th - 29th September Donington Park GP	14 11th - 13th October	15 Brands Hatch GP											
1 Edoardo COLOMBI (Aprilia)	197.5			12.5	25	25	25	18	22	25	25	20													6	1	1	
2 Richard COOPER (Triumph)	196	1.5		11	22	22	22	25	25	22	22	25														3	6	0
3 Ash BARNES (Yamaha)	171	26.5	25	8	20	20	16	20	18	12	16	16	25													1	0	3
4 Thomas STRUDWICK (Triumph)	153	44.5	18	9		18	20	14	10	20	20	22	20													0	1	4
5 Harrison DESOY (Yamaha)	119	78.5	34	7	18		18	22		18	18	18														0	1	0
6 Aaron SILVESTER (Triumph)	104	93.5	15	10			14	16	20	16	14	14														0	0	2
7 Alfie DAVIDSON (Aprilia)	102	95.5	2	4	16	8	8	10	14	6	8	10	18													0	0	0
8 Rhys STEPHENSON (Triumph)	100	97.5	2			14	14	12		14	12	12	22													0	1	0
9 Jayden MARTIN (Triumph)	59	139	41	6			12	10	5	4	2	8	12													0	0	0
10 Zak SHELTON (Aprilia)	53	145	6	5			16			10	6	16														0	0	0
11 Finn SMART-WEEDEN (Aprilia)	47	151	6	3	12			8			10	14														0	0	0
12 Rossi BANHAM (Yamaha)	38	160	9			10	5		5	8	4	6														0	0	0
13 Charlie ATKINS (Kawasaki)	32	166	6			8			6	12			6													0	0	0
14 Lennon DOCHERTY (Kawasaki)	31	167	1					12	16			1	2													0	0	0
15 Lewis ARROWSMITH (Aprilia)	24.5	173	6.5	2.5	10	6	6																			0	0	0
16 Jacob STEPHENSON (Yamaha)	21	177	3.5					3		1	3	4	10													0	0	0
17 Cameron HARRIS (Aprilia)	20.5	177	0.5	0.5	3	4	4		2	2		5														0	0	0
18 Joe ELLIS (Aprilia)	17	181	3.5			4		1	1			3	8													0	0	0
19 Sean O'REILLY (Aprilia)	14	184	3			6			8																	0	0	0
20 Oliver MORGAN-EDWARDS (Aprilia)	12	186	2			2		2	2	6																0	0	0
21 Darragh CREAN (Aprilia)	11	187	1			5	3			3																0	0	0
22 Caolan IRWIN (Aprilia)	10	188	1								5	5														0	0	0
23 Joshua PROUDFOOT (Yamaha)	10	188	0			1			4	4			1													0	0	0
24 Jack SMITH (Aprilia)	7.5	190	2.5	1.5			5		1																	0	0	0
25 Jack MUIR (Aprilia)	6	192	1.5								1	5														0	0	0
26 Katie HAND (Yamaha)	6	192	0			1		2	3																	0	0	0
27 Kieran KENT (Yamaha)	5	193	1			2					3															0	0	0
28 Jack KNIGHTS (Aprilia)	3	195	2									3														0	0	0
29 Al FAGAN (Triumph)	2	196	1									2														0	0	0
30 Sam GREEN (Aprilia)	1	197	1				1																			0	0	0