

OMOLOGATO®
1p)mobile



PIRELLI NATIONAL SPORTBIKE CHAMPIONSHIP

With Moneybarn Vehicle Finance

MSVR
MOTORSPORT VISION RACING

Round 2
Donington Park GP
17th – 19th May 2024

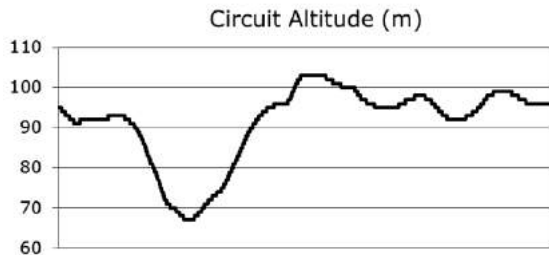
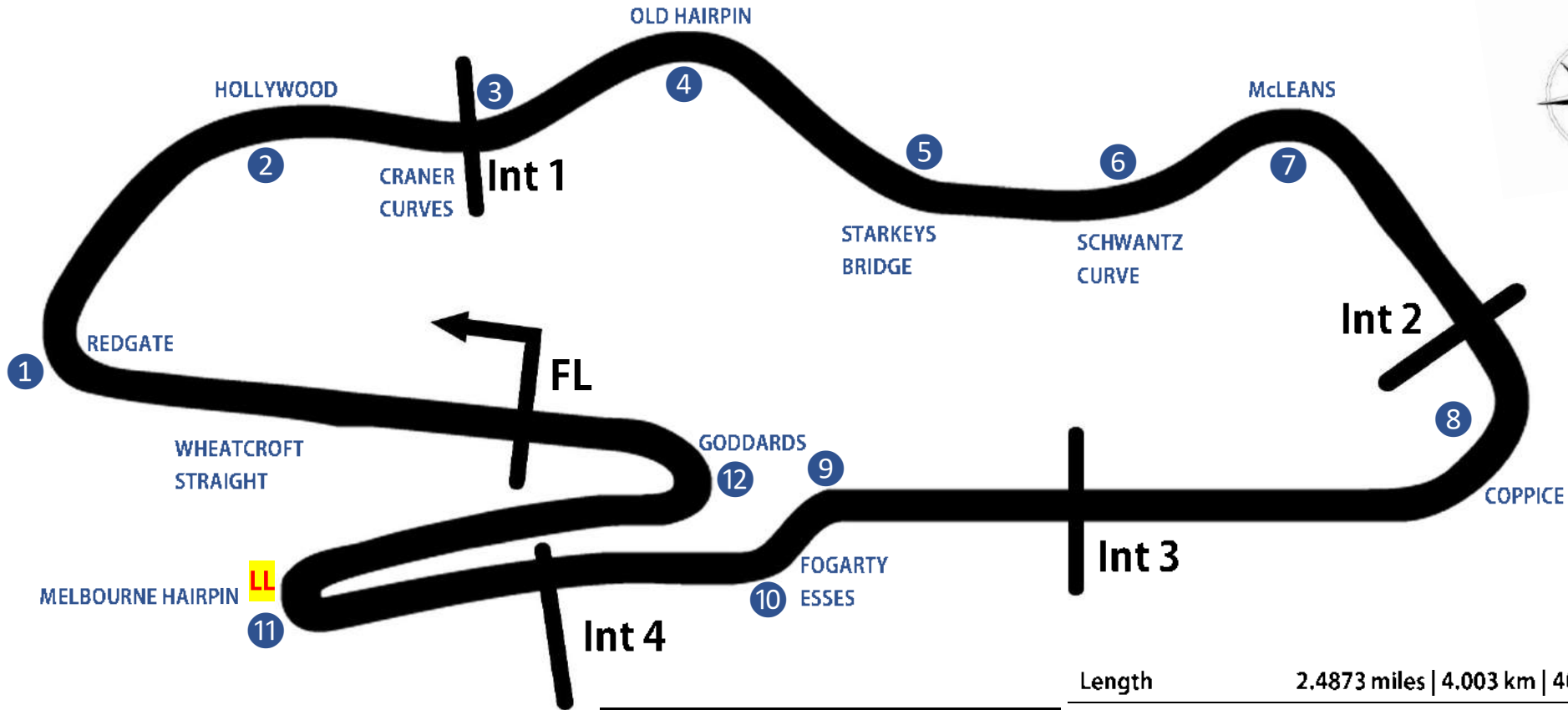
T S L
SPORTS TIMING
TIMING SOLUTIONS LTD

Timing & Results Provided by Timing Solutions Ltd

www.tsl-timing.com

Donington Park GP Circuit

Castle Donington, Derby, UK



Race Lap Records		Best Sector Information (Any Session)								
		S1	S1 mph	S2	S3	S3 mph	S3	S5	FL mph	
Superbike	1:27.593	18.642	132.6	23.902	11.119	171.6	10.387	22.643	125.6	
Superstock (1000)	1:29.456	18.835	129.8	24.300	11.235	168.6	10.726	23.200	124.5	
Supersport/ GP2	1:30.175	19.338	130.8	24.485	11.559	154.9	10.833	23.309	114.4	
Sidecar 600	1:35.050	20.788	128.5	24.991	12.464	131.8	11.421	24.889	96.2	
BMW F900 R Cup	1:37.059	20.859	122.6	26.175	12.795	132.8	11.754	24.925	99.4	
BTC 2020	1:40.017	21.530	123.3	26.517	12.822	126.1	11.503	25.800	94.2	
Sportbike	TBE	TBE	TBE	TBE	TBE	TBE	TBE	TBE	TBE	
Superteen	TBE	TBE	TBE	TBE	TBE	TBE	TBE	TBE	TBE	
BSB Best Lap Ever	1:27.196	Jason O' Halloran - McAMS Yamaha - (Q2 - 30/9/23)								

Length	2.4873 miles 4.003 km 4003m		
FL	Start @ 60m	52.82971 N	1.37867 W
Int 1	941m	52.83226 N	1.37893 W
Int 2	2096m	52.82978 N	1.36508 W
Int 3	2641m	52.82866 N	1.37129 W
Int 4	3156m	52.82843 N	1.37848 W
Pit Entry	3976m	52.82951 N	1.37832 W
Pit Exit	229m after FL	52.82996 N	1.38205 W
Pit Entry - Pit Exit	256m, 18.4s @ 50kph, 15.3s @ 60kph		
(LL) LONG LAP - OUTSIDE OF T11 / MELBOURNE HAIRPIN			



2024 Bennetts British Superbike Championship - Round 3
2024 Pirelli National Sportbike with Moneybarn Vehicle Finance



START LIST

NO	CL	NAME	NAT	ENTRY	
4		Jack SMITH	SMI	GBR	Aprilia - Woodland Racing
6		Jack KNIGHTS	KNI	GBR	Aprilia - BlueMotion Racing
8		Ash BARNES	BAR	GBR	Yamaha - Raceways Yamaha
10		Kieran KENT	KEN	GBR	Yamaha - Frampton & Babel Racing
11		Sean O'REILLY	O'RE	GBR	Aprilia - Moto Muzzi Racing Aprilia
13		Edoardo COLOMBI	COL	ITA	Aprilia - Gradara Corse Asd
14		Lewis ARROWSMITH	ARR	GBR	Aprilia - Arrowsmith Racing
17		Zak SHELTON	SHE	GBR	Aprilia - XMT Racing
18		Jodie FIELDHOUSE	FIE	GBR	Aprilia - Go Pink Racing
20		Jack MUIR	MUI	GBR	Aprilia - Jack Muir Racing
23		Joe ELLIS	ELL	GBR	Aprilia - JPR
25		Thomas STRUDWICK	STR	GBR	Triumph - TS Racing
28		Alfie DAVIDSON	DAV	GBR	Aprilia - IN Competition / SENCAT Aprilia
34		Aaron SILVESTER	SIL	GBR	Triumph - MIH Solutions / Macadam Racing Triumph
40		Darragh CREAM	CRE	IRL	Aprilia - DJ Racing Aprilia
44		Sam GREEN	GRE	GBR	Aprilia - Bruce Racing
47		Richard COOPER	COO	GBR	Triumph - PHR Performance Triumph
51		Rossi BANHAM	BAN	GBR	Yamaha - RB Racing
55		Harrison DESSOY	DES	GBR	Yamaha - Rev2Race Yamaha
56		Charlie ATKINS	ATK	GBR	Kawasaki - Sycirrus Motorsport
60		Lennon DOCHERTY	DOC	GBR	Kawasaki - Sycirrus Motorsport
61		Cameron HARRIS	HAR	GBR	Aprilia - Harris Racing / PW Gates
66		Katie HAND	HAN	GBR	Triumph - MIH Solutions / Macadam Racing Triumph
69		Joshua PROUDFOOT	PRO	GBR	Yamaha - Rev2Race Yamaha
74		Finn SMART-WEEDEN	SWE	GBR	Aprilia - Definitive Racing
76		Rhys STEPHENSON	R.STE	GBR	Triumph - Rocket Racing
77		Oliver MORGAN-EDWARDS	MED	GBR	Aprilia - OME Racing
85		Jayden MARTIN	MAR	AUS	Triumph - MIH Solutions / Macadam Racing Triumph

Total Competitors: 28

Donington Park GP: 2.4873 miles

Printed - 11:32 Tuesday, 14 May 2024

Results can be found at www.tsl-timing.com



2024 Pirelli National Sportbike with Moneybarn Vehicle Finance
RIDER PERFORMANCE CHART



#	NAME / BIKE	1	2	3	4	5	6	7	8	9	10	11	12	13	14	15					
		4th - 6th May	Oulton Park International	17th - 19th May	Donington Park GP	14th - 16th June	Knockhill	5th - 7th July	Snetterton 300	19th - 21st July	Brands Hatch GP	9th - 11th August	Thruxton	24th - 26th August	Cadwell Park	13th - 15th September	Oulton Park International	27th - 29th September	Donington Park GP	11th - 13th October	Brands Hatch GP
4	Jack SMITH (Aprilia)	13	DNF																		
6	Jack KNIGHTS (Aprilia)	21	17																		
7	Jack KIRSCH (Kawasaki)	DNF	DNS																		
8	Ash BARNES (Yamaha)	5	3																		
10	Kieran KENT (Yamaha)	12	DNF																		
11	Sean O'REILLY (Aprilia)	17	10																		
13	Edoardo COLOMBI (Aprilia)	1	1																		
14	Lewis ARROWSMITH (Aprilia)	11	8																		
17	Zak SHELTON (Aprilia)	8	DNF																		
18	Jodie FIELDHOUSE (Aprilia)	DNF	19																		
20	Jack MUIR (Aprilia)	22	16																		
23	Joe ELLIS (Aprilia)	16	12																		
25	Thomas STRUDWICK (Triumph)	4	DNF																		
28	Alfie DAVIDSON (Aprilia)	9	5																		
34	Aaron SILVESTER (Triumph)	3	DNF																		
40	Darragh CREAN (Aprilia)	20	11																		
44	Sam GREEN (Aprilia)	DNS	18																		
47	Richard COOPER (Triumph)	2 *	2 *																		
51	Rossi BANHAM (Yamaha)	DNF	DNS																		
55	Harrison DESSOY (Yamaha)	6	4																		
56	Charlie ATKINS (Kawasaki)	DNF	9																		
61	Cameron HARRIS (Aprilia)	15	13																		
66	Katie HAND (Triumph)	14	DNF																		
69	Joshua PROUDFOOT (Yamaha)	18	15																		
74	Finn SMART-WEEDEN (Aprilia)	10	7																		
76	Rhys STEPHENSON (Triumph)	DNF	6																		
77	Oliver MORGAN-EDWARDS (Aprilia)	19	14																		
85	Jayden MARTON (Triumph)	7	DNF																		

* Denotes Fastest Lap | DNF = Did Not Finish | DNQ = Did Not Qualify | DNS = Did Not Start |

NC = Finished but Not Classified | DQ - Disqualified | Change of Team/Machine ||

Denotes Pole Position

Wildcard / None Points Scorer

2024 Pirelli National Sportbike with Moneybarn Vehicle Finance

LAPS LED



#	NAME / BIKE	4th - 6th May		17th - 19th May		14th - 16th June		19th - 21st July		9th - 11th August		24th - 26th August		13th - 15th September		27th - 29th September		11th - 13th October		TOTAL
		1	2	3	4	5	6	7	8	9	10	11	12	13	14	15				
13	Edoardo COLOMBI (Aprilia)	7	10																	17
47	Richard COOPER (Triumph)		2																	2

BOLD NUMBER INDICATES RACE WINNER



FREE PRACTICE 1 - CLASSIFICATION

POS	NO	NAME	NAT	ENTRY	TIME	ON	LAPS	GAP	DIFF	MPH
1	47	Richard COOPER	GBR	Triumph - PHR Performance Triumph	1:43.053	12	12			86.89
2	13	Edoardo COLOMBI	ITA	Aprilia - Gradara Corse Asd	1:44.967	8	9	1.914	1.914	85.30
3	34	Aaron SILVESTER	GBR	Triumph - MIH Solutions / Macadam Racing Triumph	1:45.637	8	8	2.584	0.670	84.76
4	76	Rhys STEPHENSON	GBR	Triumph - Rocket Racing	1:46.369	14	14	3.316	0.732	84.18
5	14	Lewis ARROWSMITH	GBR	Aprilia - Arrowsmith Racing	1:47.095	8	9	4.042	0.726	83.61
6	85	Jayden MARTIN	AUS	Triumph - MIH Solutions / Macadam Racing Triumph	1:48.588	7	8	5.535	1.493	82.46
7	40	Darragh CREAN	IRL	Aprilia - DJ Racing Aprilia	1:49.834	5	10	6.781	1.246	81.52
8	25	Thomas STRUDWICK	GBR	Triumph - TS Racing	1:49.848	5	5	6.795	0.014	81.51
9	74	Finn SMART-WEEDEN	GBR	Aprilia - Definitive Racing	1:49.882	10	11	6.829	0.034	81.49
10	11	Sean O'REILLY	GBR	Aprilia - Moto Muzzi Racing Aprilia	1:50.076	11	11	7.023	0.194	81.34
11	4	Jack SMITH	GBR	Aprilia - Woodland Racing	1:50.572	9	10	7.519	0.496	80.98
12	56	Charlie ATKINS	GBR	Kawasaki - Symcirrus Motorsport	1:51.525	10	10	8.472	0.953	80.29
13	61	Cameron HARRIS	GBR	Aprilia - Harris Racing / PW Gates	1:52.935	10	10	9.882	1.410	79.28

QUALIFYING LAPTIME (110.0% of 1:43.053) = 1:53.358

14	66	Katie HAND	GBR	Triumph - MIH Solutions / Macadam Racing Triumph	1:53.772	8	11	10.719	0.837	78.70
15	17	Zak SHELTON	GBR	Aprilia - XMT Racing	1:55.608	4	5	12.555	1.836	77.45
16	77	Oliver MORGAN-EDWARDS	GBR	Aprilia - OME Racing	1:57.922	4	6	14.869	2.314	75.93
17	18	Jodie FIELDHOUSE	GBR	Aprilia - Go Pink Racing	1:58.825	9	10	15.772	0.903	75.35
18	60	Lennon DOCHERTY	GBR	Kawasaki - Symcirrus Motorsport			1			
19	23	Joe ELLIS	GBR	Aprilia - JPR			1			
20	51	Rossi BANHAM	GBR	Yamaha - RB Racing			1			
21	55	Harrison DESSOY	GBR	Yamaha - Rev2Race Yamaha			1			
22	44	Sam GREEN	GBR	Aprilia - Bruce Racing			1			
23	69	Joshua PROUDFOOT	GBR	Yamaha - Rev2Race Yamaha			1			

Weather / Track : Cloudy / Damp

These results are provisional until the conclusion of any judicial and technical matters.

Date: 17/05/2024 Start: 09:00 Finish: 09:25

Donington Park GP: 2.4873 miles

Race Director: Stuart Higgs S. Higgs Digitally Approved at 09:36 Friday, 17 May 2024	Stewards:	Timekeeper: Richard Evans R. EVANS Digitally Approved at 09:35 Friday, 17 May 2024	
--	-----------	--	--

Results can be found at www.tsl-timing.com

Printed - 09:29 Friday, 17 May 2024

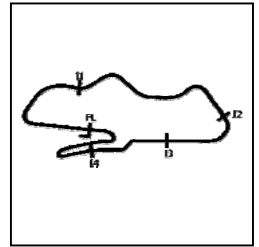


MCRCB BULLETIN TK002

2024 Bennetts British Superbike Championship - Round 3

2024 Pirelli National Sportbike with Moneybarn Vehicle Finance

FREE PRACTICE 1 - SECTOR ANALYSIS



SECTOR 1 = FL to I1, SECTOR 2 = I1 to I2, SECTOR 3 = I2 to I3, SECTOR 4 = I3 to I4, SECTOR 5 = I4 to FL, DIFF = Difference To Personal Best Lap, P = Crossed Finish Line in Pit Lane, D = Time Disallowed

P1		47		Richard COOPER		Triumph - PHR Performance Triumph							
IDEAL LAP TIME : 1:42.831		BEST LAP TIME : 1:43.053		DIFFERENCE : 0.222									
LAP	SECTOR 1	SECTOR 2	SECTOR 3	SECTOR 4	SECTOR 5	LAP TIME	MPH	DIFF	TIME OF DAY				
1-	OUTLAP	76.8	35.012	15.128	121.1	15.157	29.973	94.1		09:03:41.269			
2-	32.247	82.1	31.620	14.120	127.5	13.928	27.939	96.5	1:59.854	74.71	16.801	09:05:41.123	
3-	23.206	97.8	29.798	13.751	129.3	13.623	27.623	97.5	1:48.001	82.91	4.948	09:07:29.124	
4-	23.061	99.7	29.644	13.912	127.5	13.209	27.296	96.8	1:47.122	83.59	4.069	09:09:16.246	
5-	22.734	102.9	28.871	13.822	124.9	13.068	IN PIT		1:46.221	P	84.30	3.168	09:11:02.467
6-	OUTLAP	91.9	29.984	13.773	127.8	13.189	27.880	97.8	4:16.948	34.84	2:33.895	09:15:19.415	
7-	22.182	106.1	28.446	13.371	130.3	13.042	27.052	97.5	1:44.093	86.02	1.040	09:17:03.508	
8-	21.886	109.2	28.402	13.550	128.3	13.101	26.778	97.9	1:43.717	(2)	86.33	0.664	09:18:47.225
9-	22.027	108.9	28.586	13.795	127.3	12.796	26.826	97.3	1:44.030	86.07	0.977	09:20:31.255	
10-	21.992	110.5	28.543	13.653	124.0	13.730	27.181	97.1	1:45.099	85.20	2.046	09:22:16.354	
11-	22.089	112.5	28.515	13.588	128.5	12.730	26.796	97.6	1:43.718	(3)	86.33	0.665	09:24:00.072
12-	21.892	112.5	28.174	13.549	128.5	12.768	26.670	97.6	1:43.053	(1)	86.89		09:25:43.125

P2		13		Edoardo COLOMBI		Aprilia - Gradara Corse Asd							
IDEAL LAP TIME : 1:44.843		BEST LAP TIME : 1:44.967		DIFFERENCE : 0.124									
LAP	SECTOR 1	SECTOR 2	SECTOR 3	SECTOR 4	SECTOR 5	LAP TIME	MPH	DIFF	TIME OF DAY				
1-	OUTLAP	76.6	35.893	15.624	122.2	15.803	31.033	96.2				09:03:41.747	
2-	26.457	85.1	32.321	14.621	126.8	14.603	29.238	97.3	1:57.240	76.37	12.273	09:05:38.987	
3-	24.851	88.4	31.290	14.137	129.5	14.649	IN PIT		1:53.175	P	79.12	8.208	09:07:32.162
4-	OUTLAP	87.3	31.793	14.247	127.3	14.207	28.568	97.8	6:10.658	24.15	4:25.691	09:13:42.820	
5-	23.558	96.8	30.800	14.046	128.5	14.178	29.428	96.4	1:52.010	79.94	7.043	09:15:34.830	
6-	22.907	102.4	29.780	13.795	128.5	13.661	27.688	97.6	1:47.831	(3)	83.04	2.864	09:17:22.661
7-	22.539	101.8	29.274	13.636	130.5	13.825	27.375	97.9	1:46.649	(2)	83.96	1.682	09:19:09.310
8-	22.213	101.8	28.925	13.471	130.8	13.218	27.140	98.2	1:44.967	(1)	85.30		09:20:54.277
9-	22.089	103.2	29.207	13.563	129.3	13.626	IN PIT		1:43.543	P	86.48		09:22:37.820

P3		34		Aaron SILVESTER		Triumph - MIH Solutions / Macadam Racing Triumph							
IDEAL LAP TIME : 1:44.919		BEST LAP TIME : 1:45.637		DIFFERENCE : 0.718									
LAP	SECTOR 1	SECTOR 2	SECTOR 3	SECTOR 4	SECTOR 5	LAP TIME	MPH	DIFF	TIME OF DAY				
1-	OUTLAP	87.8	32.653	14.855	122.9	14.186	29.535	93.2				09:03:03.900	
2-	23.772	100.9	31.042	14.908	123.3	13.710	29.023	90.5	1:52.455	79.62	6.818	09:04:56.355	
3-	23.863	94.6	30.288	14.232	124.9	13.577	28.418	95.3	1:50.378	(3)	81.12	4.741	09:06:46.733
4-	24.301	95.4	30.437	14.450	123.5	13.578	29.499	94.5	1:52.265	79.76	6.628	09:08:38.998	
5-	23.125	104.3	29.035	13.900	124.9	12.809	27.535	96.1	1:46.404	(2)	84.15	0.767	09:10:25.402
6-	22.570	109.1	29.912	14.614	124.7	13.495	IN PIT		1:49.277	P	81.94	3.640	09:12:14.679
7-	OUTLAP	100.7	29.963	14.107	124.2	13.064	27.962	94.1	5:50.236	25.56	4:04.599	09:18:04.915	
8-	22.711	108.7	28.596	13.897	125.9	12.904	27.529	95.7	1:45.637	(1)	84.76		09:19:50.552

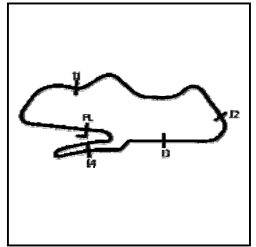
P4		76		Rhys STEPHENSON		Triumph - Rocket Racing							
IDEAL LAP TIME : 1:45.802		BEST LAP TIME : 1:46.369		DIFFERENCE : 0.567									
LAP	SECTOR 1	SECTOR 2	SECTOR 3	SECTOR 4	SECTOR 5	LAP TIME	MPH	DIFF	TIME OF DAY				
1-	OUTLAP	90.1	32.737	15.432	123.8	15.306	30.788	94.9				09:02:52.725	
2-	24.465	99.7	31.152	14.829	125.6	14.119	29.074	95.3	1:53.639	78.79	7.270	09:04:46.364	
3-	23.713	102.9	31.042	14.689	126.1	13.970	29.192	94.1	1:52.606	79.52	6.237	09:06:38.970	
4-	23.852	107.0	30.240	14.828	126.6	13.945	29.775	95.8	1:52.640	79.49	6.271	09:08:31.610	
5-	23.537	104.2	30.931	14.770	125.4	13.864	29.627	94.3	1:52.729	79.43	6.360	09:10:24.339	
6-	22.965	108.7	30.378	14.373	125.2	13.586	29.064	96.0	1:50.366	81.13	3.997	09:12:14.705	
7-	23.133	108.2	29.902	14.235	127.3	13.513	28.698	96.5	1:49.481	81.79	3.112	09:14:04.186	
8-	22.819	108.4	29.788	14.161	127.5	13.489	28.691	95.8	1:48.948	82.19	2.579	09:15:53.134	
9-	23.008	109.8	29.599	14.153	128.0	13.381	28.573	96.6	1:48.714	82.36	2.345	09:17:41.848	
10-	22.516	111.6	29.022	13.796	129.0	14.328	28.171	96.0	1:47.833	83.04	1.464	09:19:29.681	
11-	22.373	109.8	28.962	13.903	128.3	13.083	31.917	95.8	1:50.238	81.22	3.869	09:21:19.919	
12-	22.566	109.4	28.942	13.795	129.3	13.079	28.376	95.1	1:46.758	(3)	83.87	0.389	09:23:06.677
13-	22.483	114.1	28.990	13.850	128.8	13.342	27.891	96.8	1:46.556	(2)	84.03	0.187	09:24:53.233
14-	22.447	112.9	28.664	13.900	127.8	13.140	28.218	96.8	1:46.369	(1)	84.18		09:26:39.602

MCRCB BULLETIN TK002

2024 Bennetts British Superbike Championship - Round 3

2024 Pirelli National Sportbike with Moneybarn Vehicle Finance

FREE PRACTICE 1 - SECTOR ANALYSIS



SECTOR 1 = FL to I1, SECTOR 2 = I1 to I2, SECTOR 3 = I2 to I3, SECTOR 4 = I3 to I4, SECTOR 5 = I4 to FL, DIFF = Difference To Personal Best Lap, P = Crossed Finish Line in Pit Lane, D = Time Disallowed

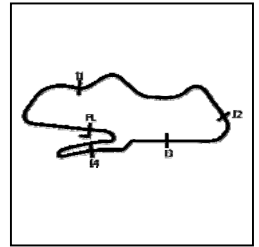
P5		14		Lewis ARROWSMITH				Aprilia - Arrowsmith Racing				
IDEAL LAP TIME : 1:47.095		BEST LAP TIME : 1:47.095		DIFFERENCE : 0.000								
LAP	SECTOR 1	SECTOR 2	SECTOR 3	SECTOR 4	SECTOR 5	LAP TIME	MPH	DIFF	TIME OF DAY			
1-	OUTLAP	88.6	33.327	15.259	123.8	15.102	30.482	94.3		09:11:24.353		
2-	23.802	98.9	31.549	14.546	127.3	13.998	29.199	95.7	1:53.094	79.17	5.999	09:13:17.447
3-	23.459	98.5	31.447	14.441	127.5	14.144	29.028	95.5	1:52.519	79.58	5.424	09:15:09.966
4-	23.258	99.8	30.910	14.446	125.9	13.735	28.514	95.4	1:50.863	80.77	3.768	09:17:00.829
5-	23.007	104.6	30.618	13.977	127.8	13.406	28.036	96.5	1:49.044 (3)	82.11	1.949	09:18:49.873
6-	22.858	107.2	30.501	14.176	127.8	13.514	28.052	95.3	1:49.101	82.07	2.006	09:20:38.974
7-	22.885	108.0	29.704	14.047	127.0	13.533	27.868	96.0	1:48.037 (2)	82.88	0.942	09:22:27.011
8-	22.610	110.9	29.640	13.922	126.8	13.169	27.754	96.2	1:47.095 (1)	83.61		09:24:14.106
9-	23.638	96.4	32.149	14.966	125.2	14.190	IN PIT		2:03.387 P	72.57	16.292	09:26:17.493

P6		85		Jayden MARTIN				Triumph - MIH Solutions / Macadam Racing Triumph				
IDEAL LAP TIME : 1:48.415		BEST LAP TIME : 1:48.588		DIFFERENCE : 0.173								
LAP	SECTOR 1	SECTOR 2	SECTOR 3	SECTOR 4	SECTOR 5	LAP TIME	MPH	DIFF	TIME OF DAY			
1-	OUTLAP	77.3	34.581	15.169	118.5	15.066	30.276	92.3		09:03:41.875		
2-	25.608	91.8	31.246	14.389	122.6	14.480	29.238	93.7	1:54.961	77.89	6.373	09:05:36.836
3-	23.927	94.1	30.546	14.163	123.8	14.347	28.916	94.3	1:51.899	80.02	3.311	09:07:28.735
4-	24.692	88.7	30.585	13.986	124.7	14.159	29.823	93.5	1:53.245	79.07	4.657	09:09:21.980
5-	23.264	94.3	30.310	13.887	123.8	13.973	28.089	94.2	1:49.523 (2)	81.75	0.935	09:11:11.503
6-	23.027	100.7	30.390	14.169	123.8	14.023	28.611	94.2	1:50.220 (3)	81.24	1.632	09:13:01.723
7-	23.055	97.1	29.686	13.882	124.5	13.731	28.234	93.7	1:48.588 (1)	82.46		09:14:50.311
8-	23.641	91.6	30.261	14.055	122.9	14.381	IN PIT		1:50.542 P	81.00	1.954	09:16:40.853

P7		40		Darragh CREAN				Aprilia - DJ Racing Aprilia				
IDEAL LAP TIME : 1:49.554		BEST LAP TIME : 1:49.834		DIFFERENCE : 0.280								
LAP	SECTOR 1	SECTOR 2	SECTOR 3	SECTOR 4	SECTOR 5	LAP TIME	MPH	DIFF	TIME OF DAY			
1-	OUTLAP	77.4	34.098	15.597	122.2	15.883	30.825	91.4		09:02:55.968		
2-	26.347	84.8	33.127	15.290	122.2	14.949	29.452	93.0	1:59.165	75.14	9.331	09:04:55.133
3-	25.102	88.8	31.491	14.274	125.4	14.515	28.483	94.3	1:53.865	78.64	4.031	09:06:48.998
4-	23.982	93.5	30.978	14.043	126.1	14.045	28.699	95.4	1:51.747	80.13	1.913	09:08:40.745
5-	23.657	99.5	30.275	14.015	126.1	13.820	28.067	94.6	1:49.834 (1)	81.52		09:10:30.579
6-	23.741	97.3	30.180	13.951	126.1	14.067	28.005	94.7	1:49.944 (2)	81.44	0.110	09:12:20.523
7-	24.086	92.1	30.366	14.157	124.9	14.262	IN PIT		1:51.007 P	80.66	1.173	09:14:11.530
8-	OUTLAP	89.7	31.739	14.489	123.1	14.307	27.946	94.7	5:30.590	27.08	3:40.756	09:19:42.120
9-	23.887	96.4	30.249	14.059	126.6	13.950	28.829	93.9	1:50.974 (3)	80.68	1.140	09:21:33.094
10-	24.182	93.2	30.886	14.087	126.1	19.398	IN PIT		1:58.934 P	75.28	9.100	09:23:32.028

P8		25		Thomas STRUDWICK				Triumph - TS Racing				
IDEAL LAP TIME : 1:49.848		BEST LAP TIME : 1:49.848		DIFFERENCE : 0.000								
LAP	SECTOR 1	SECTOR 2	SECTOR 3	SECTOR 4	SECTOR 5	LAP TIME	MPH	DIFF	TIME OF DAY			
1-	OUTLAP	84.5	33.711	15.238	121.1	15.329	31.422	94.7		09:19:13.354		
2-	24.069	93.5	31.880	14.419	127.5	14.513	30.212	95.8	1:55.093	77.80	5.245	09:21:08.447
3-	23.813	95.0	31.616	14.536	127.5	14.305	29.688	95.4	1:53.958 (3)	78.57	4.110	09:23:02.405
4-	23.669	97.1	30.824	14.412	127.5	13.946	29.213	96.5	1:52.064 (2)	79.90	2.216	09:24:54.469
5-	23.359	101.2	30.059	14.013	128.8	13.856	28.561	96.6	1:49.848 (1)	81.51		09:26:44.317

FREE PRACTICE 1 - SECTOR ANALYSIS



SECTOR 1 = FL to I1, SECTOR 2 = I1 to I2, SECTOR 3 = I2 to I3, SECTOR 4 = I3 to I4, SECTOR 5 = I4 to FL, DIFF = Difference To Personal Best Lap, P = Crossed Finish Line in Pit Lane, D = Time Disallowed

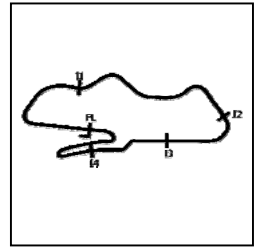
P13 61		Cameron HARRIS					Aprilia - Harris Racing / PW Gates					
IDEAL LAP TIME : 1:52.462		BEST LAP TIME : 1:52.935					DIFFERENCE : 0.473					
LAP	SECTOR 1	SECTOR 2	SECTOR 3	SECTOR 4	SECTOR 5	LAP TIME	MPH	DIFF	TIME OF DAY			
1-	OUTLAP	77.9	34.756	15.329	122.0	15.800	33.206	91.0		09:02:59.580		
2-	25.837	84.8	33.123	15.057	122.4	14.660	31.546	91.4	2:00.223	74.48	7.288	09:04:59.803
3-	25.339	89.5	31.919	14.829	122.9	14.623	30.376	91.6	1:57.086	76.47	4.151	09:06:56.889
4-	26.454	89.7	31.822	14.959	122.0	14.405	29.853	92.1	1:57.493	76.21	4.558	09:08:54.382
5-	24.687	91.0	32.644	15.024	121.5	14.410	IN PIT		2:00.492	P 74.31	7.557	09:10:54.874
6-	OUTLAP	87.9	32.042	14.817	122.9	14.377	30.117	91.5	6:57.381	21.45	5:04.446	09:17:52.255
7-	24.355	92.3	31.279	14.578	124.0	13.989	29.384	91.6	1:53.585	(2) 78.83	0.650	09:19:45.840
8-	24.148	93.9	31.372	14.465	123.8	14.806	29.381	91.8	1:54.172	78.42	1.237	09:21:40.012
9-	24.143	93.9	30.878	15.464	123.1	14.029	29.399	93.2	1:53.913	(3) 78.60	0.978	09:23:33.925
10-	24.280	89.4	31.214	14.450	123.8	13.978	29.013	92.0	1:52.935	(1) 79.28		09:25:26.860

P14 66		Katie HAND					Triumph - MIH Solutions / Macadam Racing Triumph					
IDEAL LAP TIME : 1:53.062		BEST LAP TIME : 1:53.772					DIFFERENCE : 0.710					
LAP	SECTOR 1	SECTOR 2	SECTOR 3	SECTOR 4	SECTOR 5	LAP TIME	MPH	DIFF	TIME OF DAY			
1-	OUTLAP	75.9	36.530	15.816	111.1	16.195	33.336	90.3				09:03:19.937
2-	26.014	85.1	34.136	15.256	118.9	15.176	31.949	93.5	2:02.531	73.07	8.759	09:05:22.468
3-	25.431	86.9	33.317	15.060	124.5	14.837	32.019	91.5	2:00.664	74.20	6.892	09:07:23.132
4-	25.839	87.6	33.450	14.645	124.7	14.830	31.014	95.1	1:59.778	74.75	6.006	09:09:22.910
5-	24.834	92.6	32.354	14.671	125.4	14.681	30.775	93.8	1:57.315	76.32	3.543	09:11:20.225
6-	24.976	93.7	31.924	14.514	124.9	14.495	29.942	96.2	1:55.851	77.29	2.079	09:13:16.076
7-	24.330	93.4	31.642	14.358	126.3	14.328	29.946	95.8	1:54.604	(3) 78.13	0.832	09:15:10.680
8-	24.117	95.0	31.439	14.283	126.8	14.436	29.497	96.0	1:53.772	(1) 78.70		09:17:04.452
9-	23.940	95.3	31.031	15.074	125.9	14.392	IN PIT		1:54.324	P 78.32	0.552	09:18:58.776
10-	OUTLAP	90.4	32.600	14.702	126.6	14.461	30.105	95.3	4:18.851	34.59	2:25.079	09:23:17.627
11-	24.358	96.2	31.296	14.298	126.1	14.311	29.518	95.4	1:53.781	(2) 78.69	0.009	09:25:11.408

P15 17		Zak SHELTON					Aprilia - XMT Racing					
IDEAL LAP TIME : 1:51.489		BEST LAP TIME : 1:55.608					DIFFERENCE : 4.119					
LAP	SECTOR 1	SECTOR 2	SECTOR 3	SECTOR 4	SECTOR 5	LAP TIME	MPH	DIFF	TIME OF DAY			
1-	OUTLAP	88.5	34.040	14.873	119.6	15.248	IN PIT			P		09:03:29.235
2-	OUTLAP	83.2	33.880	14.664	123.1	14.644	IN PIT		5:52.755	P 25.38	3:57.147	09:09:21.990
3-	OUTLAP	93.0	32.735	14.747	124.7	14.281	31.379	94.3	3:23.682	43.96	1:28.074	09:12:45.672
4-	24.834	98.2	32.217	14.624	124.9	14.212	29.721	94.5	1:55.608	(1) 77.45		09:14:41.280
5-	23.650	97.9	30.566	14.000	128.8	13.552	IN PIT		1:47.819	P 83.05		09:16:29.099

P16 77		Oliver MORGAN-EDWARDS					Aprilia - OME Racing					
IDEAL LAP TIME : 1:56.520		BEST LAP TIME : 1:57.922					DIFFERENCE : 1.402					
LAP	SECTOR 1	SECTOR 2	SECTOR 3	SECTOR 4	SECTOR 5	LAP TIME	MPH	DIFF	TIME OF DAY			
1-	OUTLAP	78.3	35.480	15.810	109.4	16.022	32.689	90.4				09:03:40.951
2-	27.682	81.7	33.247	15.422	117.9	15.202	30.864	92.4	2:02.417	(3) 73.14	4.495	09:05:43.368
3-	26.163	86.2	32.927	14.920	119.8	15.090	30.766	92.4	1:59.866	(2) 74.70	1.944	09:07:43.234
4-	25.886	85.2	32.589	14.745	120.6	14.703	29.999	92.6	1:57.922	(1) 75.93		09:09:41.156
5-	24.969	91.9	32.104	14.773	121.5	15.742	IN PIT		2:05.319	P 71.45	7.397	09:11:46.475
6-	OUTLAP	88.5	33.841	15.001	118.3	14.977	IN PIT		3:49.805	P 38.96	1:51.883	09:15:36.280

FREE PRACTICE 1 - SECTOR ANALYSIS



SECTOR 1 = FL to I1, SECTOR 2 = I1 to I2, SECTOR 3 = I2 to I3, SECTOR 4 = I3 to I4, SECTOR 5 = I4 to FL, DIFF = Difference To Personal Best Lap, P = Crossed Finish Line in Pit Lane, D = Time Disallowed

P17 18		Jodie FIELDHOUSE					Aprilia - Go Pink Racing					
IDEAL LAP TIME : 1:58.442		BEST LAP TIME : 1:58.825					DIFFERENCE : 0.383					
LAP	SECTOR 1	SECTOR 2	SECTOR 3	SECTOR 4	SECTOR 5	LAP TIME	MPH	DIFF	TIME OF DAY			
1-	OUTLAP	64.2	40.997	16.966	107.8	17.313	34.929	91.6		09:04:32.036		
2-	29.409	72.0	37.458	16.477	99.8	16.281	32.813	92.4	2:12.438	67.61	13.613	09:06:44.474
3-	27.705	76.9	34.971	15.348	113.5	15.545	32.346	93.2	2:05.915	71.11	7.090	09:08:50.389
4-	26.486	78.6	34.868	15.317	113.7	15.128	31.505	92.0	2:03.304	72.62	4.479	09:10:53.693
5-	26.202	82.6	33.647	15.075	122.4	15.020	31.239	92.9	2:01.183	73.89	2.358	09:12:54.876
6-	25.954	87.8	33.961	15.186	117.3	15.520	IN PIT		2:04.877	P	6.052	09:14:59.753
7-	OUTLAP	73.0	35.646	15.256	120.2	15.256	31.506	93.3	4:33.426	32.74	2:34.601	09:19:33.179
8-	26.037	84.3	33.587	14.977	122.6	14.778	31.033	93.2	2:00.412 (3)	74.36	1.587	09:21:33.591
9-	25.541	88.7	33.049	14.656	124.0	14.796	30.783	93.3	1:58.825 (1)	75.35		09:23:32.416
10-	25.675	86.1	33.088	14.905	124.2	14.651	30.545	93.3	1:58.864 (2)	75.33	0.039	09:25:31.280

P18 60		Lennon DOCHERTY					Kawasaki - Sycirrus Motorsport					
IDEAL LAP TIME :		BEST LAP TIME :					DIFFERENCE :					
LAP	SECTOR 1	SECTOR 2	SECTOR 3	SECTOR 4	SECTOR 5	LAP TIME	MPH	DIFF	TIME OF DAY			
1-	OUTLAP	64.9	41.362	16.212	109.2	17.947	35.359	87.9		09:06:54.972		

P19 23		Joe ELLIS					Aprilia - JPR					
IDEAL LAP TIME :		BEST LAP TIME :					DIFFERENCE :					
LAP	SECTOR 1	SECTOR 2	SECTOR 3	SECTOR 4	SECTOR 5	LAP TIME	MPH	DIFF	TIME OF DAY			
1-	OUTLAP	53.8	48.066	21.496	93.5	20.205	IN PIT		P	09:08:49.971		

P20 51		Rossi BANHAM					Yamaha - RB Racing					
IDEAL LAP TIME :		BEST LAP TIME :					DIFFERENCE :					
LAP	SECTOR 1	SECTOR 2	SECTOR 3	SECTOR 4	SECTOR 5	LAP TIME	MPH	DIFF	TIME OF DAY			
1-	OUTLAP	77.5	38.775	18.112	102.1	17.113	IN PIT		P	09:18:45.326		

P21 55		Harrison DESSOY					Yamaha - Rev2Race Yamaha					
IDEAL LAP TIME :		BEST LAP TIME :					DIFFERENCE :					
LAP	SECTOR 1	SECTOR 2	SECTOR 3	SECTOR 4	SECTOR 5	LAP TIME	MPH	DIFF	TIME OF DAY			
1-	OUTLAP	77.1	38.028	16.858	99.7	18.168	IN PIT		P	09:20:26.910		

P22 44		Sam GREEN					Aprilia - Bruce Racing					
IDEAL LAP TIME :		BEST LAP TIME :					DIFFERENCE :					
LAP	SECTOR 1	SECTOR 2	SECTOR 3	SECTOR 4	SECTOR 5	LAP TIME	MPH	DIFF	TIME OF DAY			
1-	OUTLAP	66.5	37.675	16.749	110.3	17.172	IN PIT		P	09:20:33.252		

P23 69		Joshua PROUDFOOT					Yamaha - Rev2Race Yamaha					
IDEAL LAP TIME :		BEST LAP TIME :					DIFFERENCE :					
LAP	SECTOR 1	SECTOR 2	SECTOR 3	SECTOR 4	SECTOR 5	LAP TIME	MPH	DIFF	TIME OF DAY			
1-	OUTLAP	84.8	35.076	16.202	116.3	16.129	IN PIT		P	09:20:59.462		

MCRCB BULLETIN TK003

2024 Bennetts British Superbike Championship - Round 3

2024 Pirelli National Sportbike with Moneybarn Vehicle Finance

FREE PRACTICE 1 - BEST SECTORS

SECTOR 1		SECTOR 2		SECTOR 3		SECTOR 4		SECTOR 5		IDEAL / BEST COMPARISON											
POS	NO	TIME	NO	TIME	NO	TIME	NO	TIME	NO	TIME	POS	NO	NAME	IDEAL	BEST	DIFF					
														PERFECT LAP	1:42.831						
1	47	COO	21.886	47	COO	28.174	47	COO	13.371	47	COO	12.730	47	COO	26.670	1	47	COOPER	1:42.831	1:43.053	0.222
2	13	COL	22.089	34	SIL	28.398	13	COL	13.471	34	SIL	12.809	13	COL	27.140	2	13	COLOMBI	1:44.843	1:44.967	0.124
3	34	SIL	22.363	76	STE	28.664	76	STE	13.795	76	STE	13.079	34	SIL	27.529	3	34	SILVESTER	1:44.919	1:45.637	0.718
4	76	STE	22.373	13	COL	28.925	34	SIL	13.820	14	ARR	13.169	14	ARR	27.754	4	76	STEPHENSON	1:45.802	1:46.369	0.567
5	14	ARR	22.610	14	ARR	29.640	74	SMA	13.845	13	COL	13.218	76	STE	27.891	5	14	ARROWSMITH	1:47.095	1:47.095	0.000
6	85	MAR	23.027	85	MAR	29.686	85	MAR	13.882	17	SHE	13.552	40	CRE	27.946	6	85	MARTIN	1:48.415	1:48.588	0.173
7	4	SMI	23.193	11	O'R	29.840	14	ARR	13.922	74	SMA	13.594	85	MAR	28.089	7	40	CREAN	1:49.554	1:49.834	0.280
8	11	O'R	23.309	74	SMA	30.028	40	CRE	13.951	56	ATK	13.663	4	SMI	28.499	8	74	SMART-WEEDEN	1:49.715	1:49.882	0.167
9	25	STR	23.359	25	STR	30.059	17	SHE	14.000	85	MAR	13.731	25	STR	28.561	9	25	STRUDWICK	1:49.848	1:49.848	0.000
10	56	ATK	23.633	40	CRE	30.180	4	SMI	14.009	11	O'R	13.772	74	SMA	28.587	10	11	O'REILLY	1:49.924	1:50.076	0.152
11	17	SHE	23.650	17	SHE	30.566	25	STR	14.013	4	SMI	13.814	11	O'R	28.850	11	4	SMITH	1:50.168	1:50.572	0.404
12	40	CRE	23.657	4	SMI	30.653	11	O'R	14.153	40	CRE	13.820	61	HAR	29.013	12	56	ATKINS	1:51.348	1:51.525	0.177
13	74	SMA	23.661	56	ATK	30.679	56	ATK	14.275	25	STR	13.856	56	ATK	29.098	13	17	SHELTON	1:51.489	1:55.608	4.119
14	66	HAN	23.940	61	HAR	30.878	66	HAN	14.283	61	HAR	13.978	66	HAN	29.497	14	61	HARRIS	1:52.462	1:52.935	0.473
15	61	HAR	24.143	66	HAN	31.031	61	HAR	14.450	66	HAN	14.311	17	SHE	29.721	15	66	HAND	1:53.062	1:53.772	0.710
16	77	MOR	24.969	77	MOR	32.104	18	FIE	14.656	18	FIE	14.651	77	MOR	29.999	16	77	MORGAN-EDWARDS	1:56.520	1:57.922	1.402
17	18	FIE	25.541	18	FIE	33.049	77	MOR	14.745	77	MOR	14.703	18	FIE	30.545	17	18	FIELDHOUSE	1:58.442	1:58.825	0.383
18				69	PRO	35.076	69	PRO	16.202	69	PRO	16.129	60	DOC	35.359	18	51	BANHAM			
19				44	GRE	37.675	60	DOC	16.212	51	BAN	17.113				19	55	DESSOY			
20				55	DES	38.028	44	GRE	16.749	44	GRE	17.172				20	44	GREEN			
21				51	BAN	38.775	55	DES	16.858	60	DOC	17.947				21	60	DOCHERTY			
22				60	DOC	41.362	51	BAN	18.112	55	DES	18.168				22	69	PROUDFOOT			
23				23	ELL	48.066	23	ELL	21.496	23	ELL	20.205				23	23	ELLIS			

MCRCB BULLETIN TK004**2024 Bennetts British Superbike Championship - Round 3****2024 Pirelli National Sportbike with Moneybarn Vehicle Finance****FREE PRACTICE 1 - BEST SPEEDS**

POS	INTERMEDIATE 1		INTERMEDIATE 2		INTERMEDIATE 3		INTERMEDIATE 4		FINISH LINE	
	NO	NAME MPH	NO	NAME MPH	NO	NAME MPH	NO	NAME MPH	NO	NAME MPH
1	76	STEPHENSON 114.1			13	COLOMBI 130.8			13	COLOMBI 98.2
2	47	COOPER 112.5			47	COOPER 130.3			47	COOPER 97.9
3	14	ARROWSMITH 110.9			76	STEPHENSON 129.3			74	SMART-WEEDEN 97.1
4	34	SILVESTER 109.1			25	STRUDWICK 128.8			76	STEPHENSON 96.8
5	11	O'REILLY 103.7			17	SHELTON 128.8			25	STRUDWICK 96.6
6	13	COLOMBI 103.2			74	SMART-WEEDEN 128.3			14	ARROWSMITH 96.5
7	25	STRUDWICK 101.2			14	ARROWSMITH 127.8			66	HAND 96.2
8	85	MARTIN 100.7			66	HAND 126.8			34	SILVESTER 96.1
9	56	ATKINS 99.7			40	CREAN 126.6			40	CREAN 95.4
10	40	CREAN 99.5			34	SILVESTER 126.3			56	ATKINS 95.1
11	17	SHELTON 98.2			4	SMITH 126.1			4	SMITH 94.7
12	66	HAND 96.2			56	ATKINS 124.9			17	SHELTON 94.5
13	74	SMART-WEEDEN 96.1			85	MARTIN 124.7			85	MARTIN 94.3
14	61	HARRIS 93.9			18	FIELDHOUSE 124.2			18	FIELDHOUSE 93.3
15	4	SMITH 93.7			61	HARRIS 124.0			61	HARRIS 93.2
16	77	MORGAN-EDWARDS 91.9			11	O'REILLY 123.1			77	MORGAN-EDWARDS 92.6
17	18	FIELDHOUSE 88.7			77	MORGAN-EDWARDS 121.5			11	O'REILLY 92.0
18	69	PROUDFOOT 84.8			69	PROUDFOOT 116.3			60	DOCHERTY 87.9
19	51	BANHAM 77.5			44	GREEN 110.3				
20	55	DESSOY 77.1			60	DOCHERTY 109.2				
21	44	GREEN 66.5			51	BANHAM 102.1				
22	60	DOCHERTY 64.9			55	DESSOY 99.7				
23	23	ELLIS 53.8			23	ELLIS 93.5				

MCRCB BULLETIN TK005

2024 Bennetts British Superbike Championship - Round 3

2024 Pirelli National Sportbike with Moneybarn Vehicle Finance

FREE PRACTICE 1 - STATISTICS

Competitors Started	23
Planned Start	2024-05-17 @ 09:00:00.000
Actual Start	2024-05-17 @ 09:00:03.299
Finish Time	2024-05-17 @ 09:25:03.299
Track Length	2.4873mi.
Total Laps	168
Total Distance Covered	417.8746mi.

Session Fastest Lap History

NO	NAME	LAP TIME	TIME OF DAY	LAP	VEHICLE
76	Rhys STEPHENSON	1:53.639	09:04:46.364	2	Triumph
34	Aaron SILVESTER	1:52.455	09:04:56.355	2	Triumph
34	Aaron SILVESTER	1:50.378	09:06:46.733	3	Triumph
47	Richard COOPER	1:48.001	09:07:29.124	3	Triumph
47	Richard COOPER	1:47.122	09:09:16.246	4	Triumph
34	Aaron SILVESTER	1:46.404	09:10:25.402	5	Triumph
47	Richard COOPER	1:44.093	09:17:03.508	7	Triumph
47	Richard COOPER	1:43.717	09:18:47.225	8	Triumph
47	Richard COOPER	1:43.053	09:25:43.125	12	Triumph

Flag History

TYPE	TIME OF DAY
GREEN	09:00:03.299
FINISH	09:25:03.299

Flag Statistics

TYPE	COUNT	TOTAL LAPS	TOTAL TIME
Green	1	14	28:43.804
Red	0	0	0.000
Safety Car	0	0	0.000
FCY	0	0	0.000

MCRCB BULLETIN TK006

2024 Bennetts British Superbike Championship - Round 3

2024 Pirelli National Sportbike with Moneybarn Vehicle Finance

FREE PRACTICE 1 - SESSION NOTES

TIME

MESSAGE

09:21:40

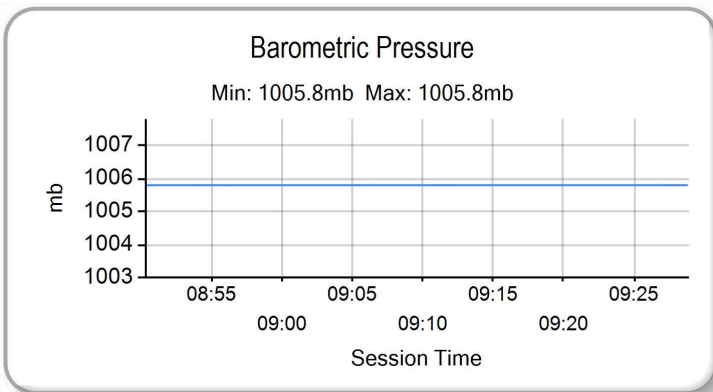
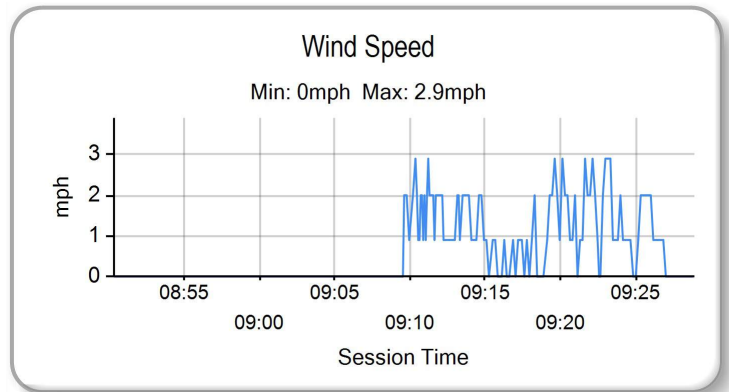
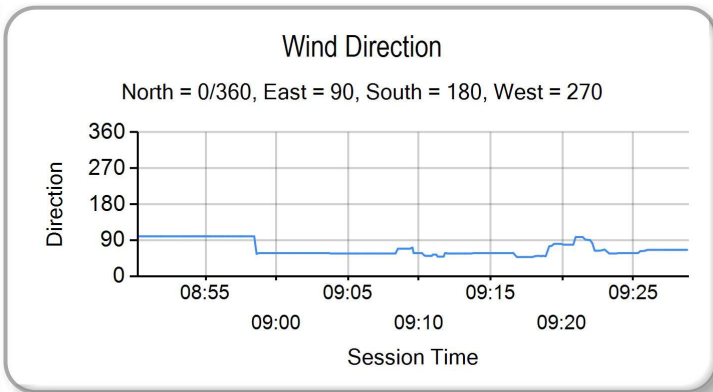
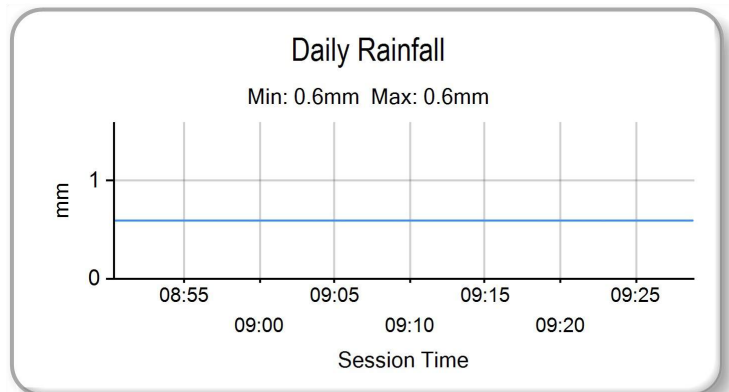
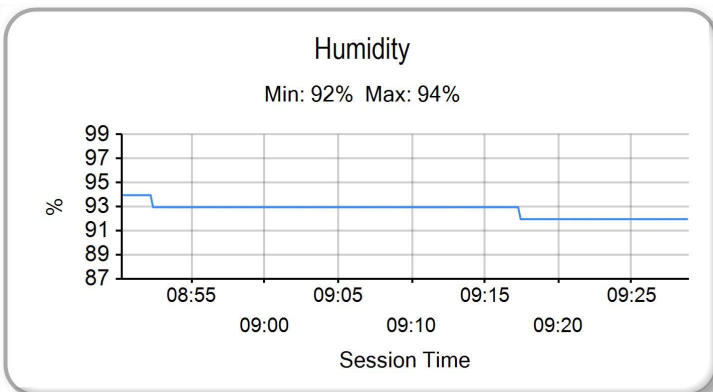
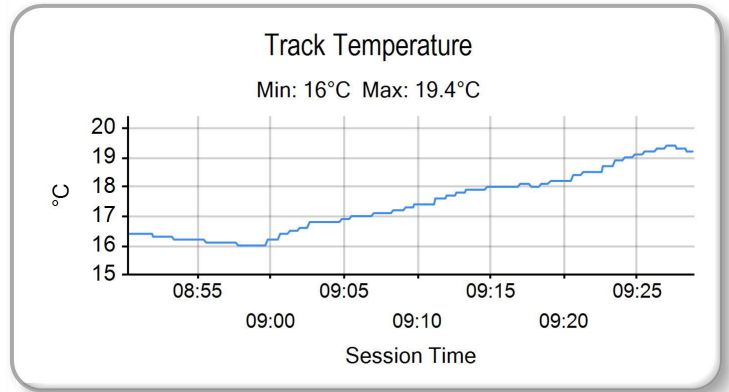
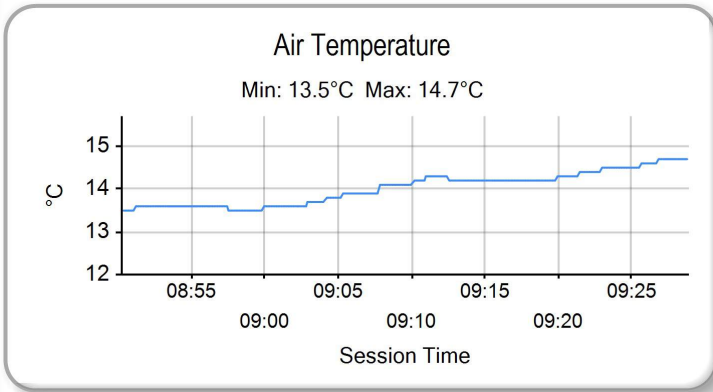
NO. 34 FALLER AT T9 ESSES - RIDER OK

MCRCB BULLETIN TK007

2024 Bennetts British Superbike Championship - Round 3

2024 Pirelli National Sportbike with Moneybarn Vehicle Finance

FREE PRACTICE 1 - WEATHER CONDITIONS





FREE PRACTICE 2 - CLASSIFICATION

POS	NO	NAME	NAT	ENTRY	TIME	ON	LAPS	GAP	DIFF	MPH
1	13	Edoardo COLOMBI	ITA	Aprilia RS660 - Gradara Corse Asd	1:36.231	12	14			93.05
2	47	Richard COOPER	GBR	Triumph Daytona 660 - PHR Performance Triumph	1:36.698	14	14	0.467	0.467	92.60
3	8	Ash BARNES	GBR	Yamaha YZF-R7 - Raceways Yamaha	1:36.849	13	15	0.618	0.151	92.45
4	55	Harrison DESSOY	GBR	Yamaha YZF-R7 - Rev2Race Yamaha	1:37.005	14	14	0.774	0.156	92.30
5	34	Aaron SILVESTER	GBR	Triumph Daytona 660 - MIH Solutions / Macadam Raci	1:37.079	12	13	0.848	0.074	92.23
6	25	Thomas STRUDWICK	GBR	Triumph Daytona 660 - TS Racing	1:37.124	16	16	0.893	0.045	92.19
7	85	Jayden MARTIN	AUS	Triumph Daytona 660 - MIH Solutions / Macadam Raci	1:37.985	13	13	1.754	0.861	91.38
8	17	Zak SHELTON	GBR	Aprilia RS660 - XMT Racing	1:38.076	9	11	1.845	0.091	91.30
9	76	Rhys STEPHENSON	GBR	Triumph Daytona 660 - Rocket Racing	1:38.135	10	15	1.904	0.059	91.24
10	14	Lewis ARROWSMITH	GBR	Aprilia RS660 - Arrowsmith Racing	1:38.287	13	14	2.056	0.152	91.10
11	28	Alfie DAVIDSON	GBR	Aprilia RS660 - IN Competition / SENCAT Aprilia	1:38.636	9	14	2.405	0.349	90.78
12	51	Rossi BANHAM	GBR	Yamaha YZF-R7 - RB Racing	1:38.848	5	13	2.617	0.212	90.58
13	74	Finn SMART-WEEDEN	GBR	Aprilia RS660 - Definitive Racing	1:39.759	11	13	3.528	0.911	89.76
14	11	Sean O'REILLY	GBR	Aprilia RS660 - Moto Muzzi Racing Aprilia	1:39.955	11	13	3.724	0.196	89.58
15	4	Jack SMITH	GBR	Aprilia RS660 - Woodland Racing	1:40.496	11	14	4.265	0.541	89.10
16	56	Charlie ATKINS	GBR	Kawasaki Ninja 650 - Syncirrus Motorsport	1:40.504	9	9	4.273	0.008	89.09
17	40	Darragh CREAM	IRL	Aprilia RS660 - DJ Racing Aprilia	1:40.604	4	6	4.373	0.100	89.00
18	61	Cameron HARRIS	GBR	Aprilia RS660 - Harris Racing / PW Gates	1:41.465	12	14	5.234	0.861	88.25
19	6	Jack KNIGHTS	GBR	Aprilia RS660 - BlueMotion Racing	1:42.045	9	10	5.814	0.580	87.75
20	69	Joshua PROUDFOOT	GBR	Yamaha YZF-R7 - Rev2Race Yamaha	1:42.113	13	13	5.882	0.068	87.69
21	66	Katie HAND	GBR	Triumph Daytona 660 - MIH Solutions / Macadam Raci	1:42.185	14	14	5.954	0.072	87.62
22	44	Sam GREEN	GBR	Aprilia RS660 - Bruce Racing	1:42.546	7	10	6.315	0.361	87.32
23	23	Joe ELLIS	GBR	Aprilia RS660 - JPR	1:42.752	12	14	6.521	0.206	87.14
24	20	Jack MUIR	GBR	Aprilia RS660 - Jack Muir Racing	1:43.911	5	6	7.680	1.159	86.17
25	18	Jodie FIELDHOUSE	GBR	Aprilia RS660 - Go Pink Racing	1:44.655	14	14	8.424	0.744	85.56

QUALIFYING LAPTIME (110.0% of 1:36.231) = 1:45.854

26	77	Oliver MORGAN-EDWARDS	GBR	Aprilia RS660 - OME Racing			1			
----	----	-----------------------	-----	----------------------------	--	--	---	--	--	--

Comments:

#40 - Lap 3 time cancelled - Course Cut T9/T10
 #4 - Lap 3 time cancelled - Exceeded Track Limits T10
 #23 - Lap 5 time cancelled - Course Cut T9/T10
 #17 - Lap 5 time cancelled - Exceeded Track Limits T4
 #25 - Lap 7 time cancelled - Exceeded Track Limits T4
 #4 - Lap 13 time cancelled - Course Cut T9/T10
 #4 - Lap 14 time cancelled - Exceeded Track Limits T10

Weather / Track : Cloudy / Dry

These results are provisional until the conclusion of any judicial and technical matters.

Date: 17/05/2024 Start: 13:20 Finish: 13:45

Donington Park GP: 2.4873 miles

Race Director: Stuart Higgs S. Higgs Digitally Approved at 14:01 Friday, 17 May 2024	Stewards:	Timekeeper: Richard Evans R. EVANS Digitally Approved at 14:00 Friday, 17 May 2024	
--	-----------	--	--

Results can be found at www.tsl-timing.com

Printed - 13:50 Friday, 17 May 2024

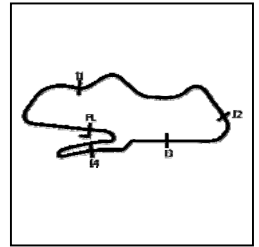


MCRCB BULLETIN TK044

2024 Bennetts British Superbike Championship - Round 3

2024 Pirelli National Sportbike with Moneybarn Vehicle Finance

FREE PRACTICE 2 - SECTOR ANALYSIS



SECTOR 1 = FL to I1, SECTOR 2 = I1 to I2, SECTOR 3 = I2 to I3, SECTOR 4 = I3 to I4, SECTOR 5 = I4 to FL, DIFF = Difference To Personal Best Lap, P = Crossed Finish Line in Pit Lane, D = Time Disallowed

P1		13			Edoardo COLOMBI			Aprilia RS660 - Gradara Corse Asd					
IDEAL LAP TIME :		1:35.881		BEST LAP TIME :		1:36.231		DIFFERENCE :		0.350			
LAP	SECTOR 1	SECTOR 2	SECTOR 3	SECTOR 4	SECTOR 5	LAP TIME	MPH	DIFF	TIME OF DAY				
1-	OUTLAP	108.9	27.600	12.876	130.8	12.427	26.111	98.2		13:21:52.314			
2-	21.056	120.9	26.769	12.804	132.8	12.203	26.404	98.2	1:39.236	90.23	3.005	13:23:31.550	
3-	20.917	119.6	26.791	12.729	132.8	12.240	25.497	100.1	1:38.174	91.21	1.943	13:25:09.724	
4-	20.927	120.0	26.647	12.653	134.4	12.315	25.249	100.6	1:37.791	91.56	1.560	13:26:47.515	
5-	20.749	121.1	26.326	12.632	132.6	12.102	24.995	100.4	1:36.804	92.50	0.573	13:28:24.319	
6-	20.585	122.6	26.314	12.626	133.9	12.045	24.975	100.7	1:36.545	92.74	0.314	13:30:00.864	
7-	20.656	123.5	26.531	12.698	133.1	11.980	25.054	100.4	1:36.919	92.39	0.688	13:31:37.783	
8-	20.638	115.1	26.758	12.573	135.5	12.004	25.103	100.7	1:37.076	92.24	0.845	13:33:14.859	
9-	20.828	114.9	27.163	12.689	128.3	12.458	IN PIT		1:36.908	P	0.677	13:34:51.767	
10-	OUTLAP	120.9	26.605	12.665	133.4	11.985	25.151	99.7	4:22.726	34.08	2:46.495	13:39:14.493	
11-	20.745	120.0	26.236	12.649	133.4	11.822	25.103	100.4	1:36.555	92.73	0.324	13:40:51.048	
12-	20.505	123.8	26.313	12.588	133.9	11.911	24.914	101.0	1:36.231	(1)	93.05	13:42:27.279	
13-	20.489	125.4	26.270	12.962	134.2	11.870	24.875	100.7	1:36.466	(3)	92.82	0.235	13:44:03.745
14-	20.682	125.6	26.145	12.590	133.4	11.799	25.101	100.7	1:36.317	(2)	92.96	0.086	13:45:40.062

P2		47			Richard COOPER			Triumph Daytona 660 - PHR Performance Triumph					
IDEAL LAP TIME :		1:36.598		BEST LAP TIME :		1:36.698		DIFFERENCE :		0.100			
LAP	SECTOR 1	SECTOR 2	SECTOR 3	SECTOR 4	SECTOR 5	LAP TIME	MPH	DIFF	TIME OF DAY				
1-	OUTLAP	99.4	29.056	13.166	129.5	12.623	26.499	98.1		13:22:18.015			
2-	21.192	114.1	27.035	12.819	130.8	11.931	25.971	98.3	1:38.948	90.49	2.250	13:23:56.963	
3-	20.946	118.3	26.594	12.802	132.8	12.104	25.913	98.2	1:38.359	91.03	1.661	13:25:35.322	
4-	21.089	118.3	26.689	12.762	131.0	11.884	25.390	98.1	1:37.814	91.54	1.116	13:27:13.136	
5-	21.019	117.9	26.458	12.737	131.3	11.748	25.396	99.5	1:37.358	91.97	0.660	13:28:50.494	
6-	23.677	108.7	28.532	13.221	128.8	12.759	IN PIT		1:44.079	P	86.03	7.381	13:30:34.573
7-	OUTLAP	103.5	27.223	12.891	130.0	12.219	26.695	97.5	4:00.538	37.22	2:23.840	13:34:35.111	
8-	21.248	114.3	26.650	12.787	131.0	11.884	25.292	98.5	1:37.861	91.50	1.163	13:36:12.972	
9-	20.974	116.5	26.682	12.733	131.3	11.838	25.222	98.3	1:37.449	91.88	0.751	13:37:50.421	
10-	20.933	118.9	26.475	12.807	131.8	11.701	25.139	98.9	1:37.055	(3)	92.26	0.357	13:39:27.476
11-	20.937	120.4	26.375	12.679	131.8	11.774	25.459	99.8	1:37.224	92.10	0.526	13:41:04.700	
12-	20.975	117.9	26.354	12.692	132.3	11.715	25.962	99.7	1:37.698	91.65	1.000	13:42:42.398	
13-	21.002	119.4	26.454	12.768	131.5	11.710	25.051	99.5	1:36.985	(2)	92.32	0.287	13:44:19.383
14-	20.927	120.6	26.441	12.664	131.0	11.714	24.952	98.9	1:36.698	(1)	92.60		13:45:56.081

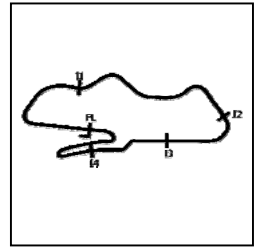
P3		8			Ash BARNES			Yamaha YZF-R7 - Raceways Yamaha					
IDEAL LAP TIME :		1:36.473		BEST LAP TIME :		1:36.849		DIFFERENCE :		0.376			
LAP	SECTOR 1	SECTOR 2	SECTOR 3	SECTOR 4	SECTOR 5	LAP TIME	MPH	DIFF	TIME OF DAY				
1-	OUTLAP	101.3	29.036	13.081	131.3	12.559	26.775	98.5		13:22:18.544			
2-	21.399	112.0	27.270	12.612	131.3	11.881	25.937	98.3	1:39.099	90.35	2.250	13:23:57.643	
3-	21.353	113.3	26.640	12.653	131.8	11.879	26.429	98.1	1:38.954	90.49	2.105	13:25:36.597	
4-	21.583	111.2	26.534	12.593	131.0	11.663	25.464	98.3	1:37.837	91.52	0.988	13:27:14.434	
5-	21.150	115.7	26.485	12.535	131.0	11.674	25.431	97.8	1:37.275	(3)	92.05	0.426	13:28:51.709
6-	21.738	109.2	27.772	12.799	128.5	12.018	26.239	97.2	1:40.566	89.04	3.717	13:30:32.275	
7-	21.118	115.9	26.522	12.654	130.3	11.615	IN PIT		1:36.660	P	92.63		13:32:08.935
8-	OUTLAP	115.1	28.124	14.755	111.4	12.053	25.919	97.8	1:58.893	75.31	22.044	13:34:07.828	
9-	20.966	118.3	26.268	12.850	131.0	12.201	25.377	97.9	1:37.662	91.68	0.813	13:35:45.490	
10-	21.085	118.5	26.359	12.791	129.5	11.674	25.480	97.6	1:37.389	91.94	0.540	13:37:22.879	
11-	21.083	119.4	26.245	12.743	130.0	11.569	25.285	98.3	1:36.925	(2)	92.38	0.076	13:38:59.804
12-	22.060	113.3	26.961	12.781	129.5	11.760	25.586	97.9	1:39.148	90.31	2.299	13:40:38.952	
13-	21.035	119.1	26.419	12.627	130.5	11.610	25.158	98.3	1:36.849	(1)	92.45		13:42:15.801
14-	22.328	116.5	27.173	12.832	129.8	12.009	26.715	97.3	1:41.057	88.60	4.208	13:43:56.858	
15-	21.211	116.9	26.520	12.729	128.8	11.653	25.385	98.6	1:37.498	91.84	0.649	13:45:34.356	

MCRCB BULLETIN TK044

2024 Bennetts British Superbike Championship - Round 3

2024 Pirelli National Sportbike with Moneybarn Vehicle Finance

FREE PRACTICE 2 - SECTOR ANALYSIS



SECTOR 1 = FL to I1, SECTOR 2 = I1 to I2, SECTOR 3 = I2 to I3, SECTOR 4 = I3 to I4, SECTOR 5 = I4 to FL, DIFF = Difference To Personal Best Lap, P = Crossed Finish Line in Pit Lane, D = Time Disallowed

P4 55		Harrison DESOY					Yamaha YZF-R7 - Rev2Race Yamaha					
IDEAL LAP TIME : 1:36.979		BEST LAP TIME : 1:37.005					DIFFERENCE : 0.026					
LAP	SECTOR 1	SECTOR 2	SECTOR 3	SECTOR 4	SECTOR 5	LAP TIME	MPH	DIFF	TIME OF DAY			
1-	OUTLAP	102.6	28.420	13.117	127.0	12.569	26.523	96.5		13:22:08.651		
2-	21.487	108.9	27.740	12.954	128.5	13.040	26.677	95.5	1:41.898	87.87	4.893	13:23:50.549
3-	21.726	111.1	27.422	12.915	127.5	12.229	26.294	96.1	1:40.586	89.02	3.581	13:25:31.135
4-	21.742	107.2	27.115	13.010	127.8	12.003	26.160	96.9	1:40.030	89.51	3.025	13:27:11.165
5-	21.403	112.2	26.765	12.842	128.8	11.975	25.833	97.2	1:38.818	90.61	1.813	13:28:49.983
6-	21.397	113.3	26.676	12.932	128.5	11.904	25.760	97.8	1:38.669	90.75	1.664	13:30:28.652
7-	21.246	117.9	26.639	12.893	129.3	11.845	25.464	98.2	1:38.087	91.29	1.082	13:32:06.739
8-	21.225	114.1	26.811	12.881	128.3	11.911	IN PIT		1:37.141	P	0.136	13:33:43.880
9-	OUTLAP	111.2	27.039	12.973	128.5	12.012	25.849	96.5	3:10.595	46.98	1:33.590	13:36:54.475
10-	21.331	115.5	26.534	12.819	128.8	11.833	25.454	96.8	1:37.971	91.39	0.966	13:38:32.446
11-	21.134	116.3	26.443	12.855	129.0	11.774	26.354	97.6	1:38.560	90.85	1.555	13:40:11.006
12-	21.146	117.9	26.381	12.823	129.0	11.819	25.430	98.3	1:37.599 (3)	91.74	0.594	13:41:48.605
13-	21.125	116.5	26.347	12.879	129.3	11.795	25.362	98.2	1:37.508 (2)	91.83	0.503	13:43:26.113
14-	21.052	116.5	26.223	12.666	130.3	11.676	25.388	98.8	1:37.005 (1)	92.30		13:45:03.118

P5 34		Aaron SILVESTER					Triumph Daytona 660 - MIH Solutions / Macadam Racing Triumf					
IDEAL LAP TIME : 1:36.861		BEST LAP TIME : 1:37.079					DIFFERENCE : 0.218					
LAP	SECTOR 1	SECTOR 2	SECTOR 3	SECTOR 4	SECTOR 5	LAP TIME	MPH	DIFF	TIME OF DAY			
1-	OUTLAP	111.6	27.403	13.095	125.9	12.549	26.876	96.2		13:22:40.851		
2-	21.635	112.7	26.827	12.934	126.3	12.286	26.005	97.2	1:39.687	89.82	2.608	13:24:20.538
3-	21.333	117.7	26.845	12.810	128.3	12.258	25.998	97.3	1:39.244	90.22	2.165	13:25:59.782
4-	21.292	119.8	26.963	12.859	128.8	12.293	26.040	97.3	1:39.447	90.04	2.368	13:27:39.229
5-	21.150	118.7	26.812	12.645	130.8	12.418	25.554	97.6	1:38.579	90.83	1.500	13:29:17.808
6-	21.198	114.9	27.060	12.960	127.5	12.201	25.844	97.3	1:39.263	90.20	2.184	13:30:57.071
7-	21.059	114.5	26.321	12.861	128.3	12.101	25.752	97.2	1:38.094	91.28	1.015	13:32:35.165
8-	21.139	120.4	26.693	12.917	128.3	12.171	IN PIT		1:38.024	P	0.945	13:34:13.189
9-	OUTLAP	112.2	27.124	12.847	129.0	11.961	25.644	97.5	5:17.314	28.21	3:40.235	13:39:30.503
10-	21.063	118.7	26.195	12.747	129.3	11.979	25.510	97.6	1:37.494 (3)	91.84	0.415	13:41:07.997
11-	20.963	121.1	26.231	12.809	128.5	11.950	25.658	98.3	1:37.611	91.73	0.532	13:42:45.608
12-	20.960	120.2	25.977	12.729	129.8	11.995	25.418	98.6	1:37.079 (1)	92.23		13:44:22.687
13-	20.871	120.6	26.041	12.662	130.3	12.150	25.682	98.8	1:37.406 (2)	91.92	0.327	13:46:00.093

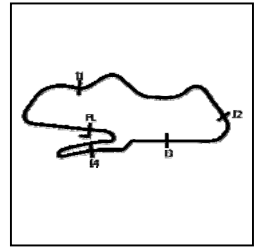
P6 25		Thomas STRUDWICK					Triumph Daytona 660 - TS Racing					
IDEAL LAP TIME : 1:36.883		BEST LAP TIME : 1:37.124					DIFFERENCE : 0.241					
LAP	SECTOR 1	SECTOR 2	SECTOR 3	SECTOR 4	SECTOR 5	LAP TIME	MPH	DIFF	TIME OF DAY			
1-	OUTLAP	101.9	27.996	13.007	128.0	12.455	26.594	97.3		13:21:42.922		
2-	21.364	111.4	26.959	12.851	129.5	12.187	25.879	98.6	1:39.240	90.23	2.116	13:23:22.162
3-	21.252	110.5	26.955	12.860	129.0	12.029	26.009	97.5	1:39.105	90.35	1.981	13:25:01.267
4-	21.348	114.7	26.697	12.887	128.8	11.997	25.763	98.8	1:38.692	90.73	1.568	13:26:39.959
5-	21.082	116.9	26.618	12.773	129.5	12.021	25.668	99.4	1:38.162	91.22	1.038	13:28:18.121
6-	20.989	117.5	26.428	12.714	130.0	11.879	25.609	98.6	1:37.619	91.72	0.495	13:29:55.740
7-	21.138	115.5	26.873	12.788	130.3	12.007	25.706	99.2	1:38.512	D	1.388	13:31:34.252
8-	21.242	115.9	26.732	12.812	130.8	12.309	26.146	98.8	1:39.241	90.22	2.117	13:33:13.493
9-	21.077	115.5	26.691	12.896	128.8	11.922	25.482	98.9	1:38.068	91.30	0.944	13:34:51.561
10-	21.032	116.5	26.502	12.859	129.0	11.911	25.379	99.2	1:37.683	91.66	0.559	13:36:29.244
11-	20.921	119.4	26.367	12.706	131.0	11.914	26.020	99.2	1:37.928	91.43	0.804	13:38:07.172
12-	20.916	119.4	27.463	12.870	130.5	11.935	25.426	99.7	1:38.610	90.80	1.486	13:39:45.782
13-	20.823	120.2	26.529	12.832	130.5	11.790	25.271	99.4	1:37.245 (3)	92.08	0.121	13:41:23.027
14-	20.848	119.1	26.488	12.700	132.1	11.770	25.424	100.3	1:37.230 (2)	92.09	0.106	13:43:00.257
15-	21.007	116.1	27.390	12.752	131.0	11.906	25.434	99.4	1:38.489	90.91	1.365	13:44:38.746
16-	20.974	120.9	26.337	12.682	132.3	11.851	25.280	98.9	1:37.124 (1)	92.19		13:46:15.870

MCRCB BULLETIN TK044

2024 Bennetts British Superbike Championship - Round 3

2024 Pirelli National Sportbike with Moneybarn Vehicle Finance

FREE PRACTICE 2 - SECTOR ANALYSIS



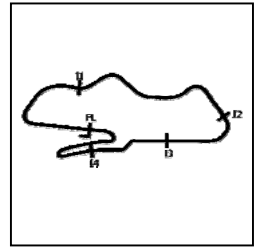
SECTOR 1 = FL to I1, SECTOR 2 = I1 to I2, SECTOR 3 = I2 to I3, SECTOR 4 = I3 to I4, SECTOR 5 = I4 to FL, DIFF = Difference To Personal Best Lap, P = Crossed Finish Line in Pit Lane, D = Time Disallowed

P7 85		Jayden MARTIN				Triumph Daytona 660 - MIH Solutions / Macadam Racing Triumf						
IDEAL LAP TIME : 1:37.914		BEST LAP TIME : 1:37.985				DIFFERENCE : 0.071						
LAP	SECTOR 1	SECTOR 2	SECTOR 3	SECTOR 4	SECTOR 5	LAP TIME	MPH	DIFF	TIME OF DAY			
1-	OUTLAP	98.9	27.843	13.196	127.3	12.788	26.273	96.1		13:21:54.422		
2-	22.146	97.5	27.735	13.098	129.5	12.525	IN PIT		1:40.834 P	88.80	2.849	13:23:35.256
3-	OUTLAP	108.5	27.634	13.102	126.1	12.329	26.221	94.5	4:38.379	32.16	3:00.394	13:28:13.635
4-	21.650	110.5	27.456	13.072	126.3	12.227	27.089	96.1	1:41.494	88.22	3.509	13:29:55.129
5-	21.473	116.5	27.480	12.858	128.8	12.047	25.739	96.5	1:39.597	89.90	1.612	13:31:34.726
6-	21.314	113.9	27.130	12.825	128.8	12.096	26.141	96.8	1:39.506	89.98	1.521	13:33:14.232
7-	21.159	120.0	27.161	12.870	129.3	12.017	25.716	96.9	1:38.923	90.51	0.938	13:34:53.155
8-	21.278	118.3	26.785	12.876	128.5	11.999	25.638	97.1	1:38.576	90.83	0.591	13:36:31.731
9-	21.251	120.0	26.681	12.975	130.0	12.002	25.451	97.6	1:38.360 (2)	91.03	0.375	13:38:10.091
10-	21.358	119.8	27.048	13.208	128.8	12.459	IN PIT		1:39.359 P	90.12	1.374	13:39:49.450
11-	OUTLAP	106.0	27.966	12.978	129.5	12.240	26.198	95.8	3:20.198	44.72	1:42.213	13:43:09.648
12-	21.344	114.3	26.832	12.839	128.5	11.963	25.591	97.5	1:38.569 (3)	90.84	0.584	13:44:48.217
13-	21.183	120.2	26.707	12.701	129.0	11.984	25.410	96.8	1:37.985 (1)	91.38		13:46:26.202

P8 17		Zak SHELTON				Aprilia RS660 - XMT Racing						
IDEAL LAP TIME : 1:37.888		BEST LAP TIME : 1:38.076				DIFFERENCE : 0.188						
LAP	SECTOR 1	SECTOR 2	SECTOR 3	SECTOR 4	SECTOR 5	LAP TIME	MPH	DIFF	TIME OF DAY			
1-	OUTLAP	102.9	28.660	13.406	126.8	12.716	27.393	97.5				13:24:17.566
2-	21.899	114.3	27.613	13.086	128.0	12.193	26.621	98.2	1:41.412	88.29	3.336	13:25:58.978
3-	21.577	112.9	27.120	12.832	129.8	12.064	26.174	98.3	1:39.767	89.75	1.691	13:27:38.745
4-	21.303	114.5	26.969	12.667	131.5	12.053	26.298	98.9	1:39.290	90.18	1.214	13:29:18.035
5-	21.223	118.3	27.319	12.831	132.3	12.060	26.041	98.8	1:39.474 D	90.01	1.398	13:30:57.509
6-	21.142	114.1	26.477	12.772	131.0	11.862	26.195	98.1	1:38.448 (2)	90.95	0.372	13:32:35.957
7-	21.883	109.1	27.745	13.132	128.0	13.152	IN PIT		1:43.845 P	86.22	5.769	13:34:19.802
8-	OUTLAP	107.7	27.796	13.406	127.0	12.381	26.410	97.6	4:34.779	32.58	2:56.703	13:38:54.581
9-	21.133	117.3	26.464	12.855	129.8	11.788	25.836	97.2	1:38.076 (1)	91.30		13:40:32.657
10-	21.240	114.7	26.651	12.859	130.3	11.861	25.869	98.8	1:38.480 (3)	90.92	0.404	13:42:11.137
11-	22.128	105.5	28.331	13.552	127.0	12.734	IN PIT		1:43.234 P	86.73	5.158	13:43:54.371

P9 76		Rhys STEPHENSON				Triumph Daytona 660 - Rocket Racing						
IDEAL LAP TIME : 1:37.689		BEST LAP TIME : 1:38.135				DIFFERENCE : 0.446						
LAP	SECTOR 1	SECTOR 2	SECTOR 3	SECTOR 4	SECTOR 5	LAP TIME	MPH	DIFF	TIME OF DAY			
1-	OUTLAP	105.6	28.302	13.478	126.8	12.912	27.702	94.7				13:23:15.844
2-	21.844	113.9	27.186	13.131	128.3	12.397	26.539	96.0	1:41.097	88.57	2.962	13:24:56.941
3-	21.319	118.7	26.847	12.965	129.5	12.201	26.376	97.1	1:39.708	89.80	1.573	13:26:36.649
4-	21.423	120.2	26.771	12.942	129.8	12.161	25.865	97.5	1:39.162	90.30	1.027	13:28:15.811
5-	21.153	120.9	26.561	12.809	131.0	12.125	26.023	97.8	1:38.671	90.75	0.536	13:29:54.482
6-	21.195	117.7	26.629	12.919	129.5	12.226	26.044	97.9	1:39.013	90.43	0.878	13:31:33.495
7-	21.707	118.7	26.751	13.036	129.3	12.139	26.810	98.3	1:40.443	89.14	2.308	13:33:13.938
8-	21.081	118.5	26.618	12.755	130.0	12.018	25.788	98.3	1:38.260 (3)	91.13	0.125	13:34:52.198
9-	21.130	122.0	26.502	12.738	132.3	12.164	25.878	98.2	1:38.412	90.98	0.277	13:36:30.610
10-	21.040	117.7	26.398	12.789	131.8	11.928	25.980	98.8	1:38.135 (1)	91.24		13:38:08.745
11-	20.950	121.5	27.554	12.769	135.5	11.981	26.590	97.3	1:39.844	89.68	1.709	13:39:48.589
12-	21.377	122.4	26.699	12.874	131.5	11.995	25.981	98.8	1:38.926	90.51	0.791	13:41:27.515
13-	21.639	109.8	27.310	12.936	130.5	12.079	25.987	98.2	1:39.951	89.58	1.816	13:43:07.466
14-	21.296	119.4	26.651	12.920	130.3	11.997	25.679	98.5	1:38.543	90.86	0.408	13:44:46.009
15-	21.073	122.2	26.618	12.844	130.5	11.964	25.675	98.8	1:38.174 (2)	91.21	0.039	13:46:24.183

FREE PRACTICE 2 - SECTOR ANALYSIS



SECTOR 1 = FL to I1, SECTOR 2 = I1 to I2, SECTOR 3 = I2 to I3, SECTOR 4 = I3 to I4, SECTOR 5 = I4 to FL, DIFF = Difference To Personal Best Lap, P = Crossed Finish Line in Pit Lane, D = Time Disallowed

P10 14		Lewis ARROWSMITH			Aprilia RS660 - Arrowsmith Racing							
IDEAL LAP TIME : 1:37.909		BEST LAP TIME : 1:38.287			DIFFERENCE : 0.378							
LAP	SECTOR 1	SECTOR 2	SECTOR 3	SECTOR 4	SECTOR 5	LAP TIME	MPH	DIFF	TIME OF DAY			
1-	OUTLAP	112.5	27.579	13.113	128.3	12.428	26.149	96.5		13:21:43.649		
2-	21.561	117.5	26.935	12.914	131.0	12.119	26.281	96.9	1:39.810	89.71	1.523	13:23:23.459
3-	21.617	113.1	26.942	12.957	129.0	12.187	26.121	97.6	1:39.824	89.70	1.537	13:25:03.283
4-	21.567	117.1	27.116	13.085	129.0	12.267	25.812	96.6	1:39.847	89.68	1.560	13:26:43.130
5-	21.436	110.5	27.219	13.079	126.8	12.292	25.948	96.2	1:39.974	89.56	1.687	13:28:23.104
6-	21.473	114.3	27.318	12.920	128.5	12.072	25.777	97.1	1:39.560	89.94	1.273	13:30:02.664
7-	21.459	112.7	27.005	13.037	127.5	12.069	25.759	96.1	1:39.329	90.14	1.042	13:31:41.993
8-	21.516	113.9	26.956	12.930	128.3	12.140	25.987	96.9	1:39.529	89.96	1.242	13:33:21.522
9-	21.416	115.3	27.019	13.274	128.5	12.030	25.733	96.1	1:39.472	90.01	1.185	13:35:00.994
10-	21.559	114.9	26.953	13.162	127.5	12.088	IN PIT		1:42.604	P	4.317	13:36:43.598
11-	OUTLAP	107.7	27.755	13.160	129.5	12.102	25.529	97.2	4:20.776	34.33	2:42.489	13:41:04.374
12-	21.569	114.9	26.554	12.771	130.8	11.899	25.707	98.5	1:38.500	(3)	0.213	13:42:42.874
13-	21.315	115.9	26.649	12.762	131.0	11.967	25.594	98.9	1:38.287	(1)	91.10	13:44:21.161
14-	21.165	119.6	26.931	12.855	129.5	11.982	25.560	98.8	1:38.493	(2)	0.206	13:45:59.654

P11 28		Alfie DAVIDSON			Aprilia RS660 - IN Competition / SENCAT Aprilia							
IDEAL LAP TIME : 1:38.388		BEST LAP TIME : 1:38.636			DIFFERENCE : 0.248							
LAP	SECTOR 1	SECTOR 2	SECTOR 3	SECTOR 4	SECTOR 5	LAP TIME	MPH	DIFF	TIME OF DAY			
1-	OUTLAP	110.9	27.411	13.042	130.0	12.506	26.329	98.3		13:21:43.198		
2-	21.330	113.5	26.895	13.052	131.3	12.318	25.883	97.3	1:39.478	90.01	0.842	13:23:22.676
3-	21.309	111.4	27.047	13.057	129.0	12.438	25.923	97.6	1:39.774	89.74	1.138	13:25:02.450
4-	21.492	110.7	26.888	13.148	129.3	12.337	25.878	98.6	1:39.743	89.77	1.107	13:26:42.193
5-	21.377	110.9	26.699	13.151	128.3	12.218	25.723	97.6	1:39.168	(3)	0.532	13:28:21.361
6-	21.277	108.5	27.177	14.165	97.5	13.788	IN PIT		1:43.810	P	5.174	13:30:05.171
7-	OUTLAP	106.3	27.426	13.295	127.5	12.481	26.384	98.1	4:01.220	37.12	2:22.584	13:34:06.391
8-	21.374	111.8	26.967	13.143	129.5	12.184	25.997	99.2	1:39.665	89.84	1.029	13:35:46.056
9-	21.300	115.7	26.605	13.002	130.5	12.064	25.665	98.6	1:38.636	(1)	90.78	13:37:24.692
10-	21.975	106.3	27.478	13.198	129.8	12.422	26.317	97.8	1:41.390	88.31	2.754	13:39:06.082
11-	21.430	115.5	26.952	13.314	127.8	12.245	26.231	98.6	1:40.172	89.39	1.536	13:40:46.254
12-	21.336	116.7	26.991	13.225	129.3	12.125	25.798	98.5	1:39.475	90.01	0.839	13:42:25.729
13-	21.329	113.5	26.872	13.102	130.0	12.038	25.466	98.8	1:38.807	(2)	0.171	13:44:04.536
14-	21.332	117.7	27.454	13.225	128.3	12.356	26.073	97.9	1:40.440	89.15	1.804	13:45:44.976

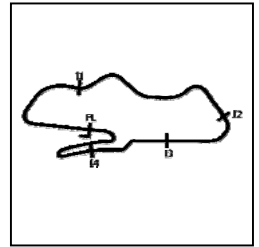
P12 51		Rossi BANHAM			Yamaha YZF-R7 - RB Racing							
IDEAL LAP TIME : 1:38.715		BEST LAP TIME : 1:38.848			DIFFERENCE : 0.133							
LAP	SECTOR 1	SECTOR 2	SECTOR 3	SECTOR 4	SECTOR 5	LAP TIME	MPH	DIFF	TIME OF DAY			
1-	OUTLAP	108.2	29.303	13.300	127.5	12.795	26.223	95.5		13:21:47.408		
2-	22.118	113.5	27.306	13.117	128.5	12.285	25.976	97.6	1:40.802	88.83	1.954	13:23:28.210
3-	21.477	118.9	27.027	12.890	130.5	12.550	26.061	97.3	1:40.005	89.54	1.157	13:25:08.215
4-	21.754	113.1	27.118	12.956	128.5	12.423	25.588	98.3	1:39.839	89.68	0.991	13:26:48.054
5-	21.369	114.5	26.956	12.986	128.3	12.193	25.344	97.5	1:38.848	(1)	90.58	13:28:26.902
6-	21.388	117.7	26.919	12.905	128.5	12.251	25.452	96.9	1:38.915	(2)	0.067	13:30:05.817
7-	21.517	112.9	27.257	12.972	128.5	12.229	25.461	96.4	1:39.436	(3)	0.588	13:31:45.253
8-	21.770	106.3	27.199	12.916	129.3	12.217	25.644	96.8	1:39.746	89.77	0.898	13:33:24.999
9-	22.594	109.2	27.766	13.115	127.3	12.236	IN PIT		1:43.402	P	4.554	13:35:08.401
10-	OUTLAP	107.8	27.410	13.234	126.1	12.472	25.959	95.0	6:06.833	24.41	4:27.985	13:41:15.234
11-	22.058	113.7	27.085	13.117	127.5	12.265	25.905	95.5	1:40.430	89.16	1.582	13:42:55.664
12-	21.782	113.9	26.972	13.111	128.8	12.310	26.186	96.0	1:40.361	89.22	1.513	13:44:36.025
13-	36.321	80.4	28.755	12.988	129.3	12.700	26.001	96.9	1:56.765	76.68	17.917	13:46:32.790

MCRCB BULLETIN TK044

2024 Bennetts British Superbike Championship - Round 3

2024 Pirelli National Sportbike with Moneybarn Vehicle Finance

FREE PRACTICE 2 - SECTOR ANALYSIS



SECTOR 1 = FL to I1, SECTOR 2 = I1 to I2, SECTOR 3 = I2 to I3, SECTOR 4 = I3 to I4, SECTOR 5 = I4 to FL, DIFF = Difference To Personal Best Lap, P = Crossed Finish Line in Pit Lane, D = Time Disallowed

P13 74		Finn SMART-WEEDEN					Aprilia RS660 - Definitive Racing					
IDEAL LAP TIME : 1:39.411		BEST LAP TIME : 1:39.759					DIFFERENCE : 0.348					
LAP	SECTOR 1	SECTOR 2	SECTOR 3	SECTOR 4	SECTOR 5	LAP TIME	MPH	DIFF	TIME OF DAY			
1-	OUTLAP	104.0	28.981	13.445	128.5	13.125	27.487	97.3		13:21:58.771		
2-	21.998	109.2	27.503	13.101	130.3	12.615	26.950	97.6	1:42.167	87.64	2.408	13:23:40.938
3-	21.786	110.1	27.362	13.058	130.5	12.574	26.718	97.8	1:41.498	88.22	1.739	13:25:22.436
4-	21.647	112.0	27.296	13.083	130.8	12.531	26.605	97.2	1:41.162	88.51	1.403	13:27:03.598
5-	21.605	113.5	27.172	12.939	130.3	12.410	26.438	96.8	1:40.564	89.04	0.805	13:28:44.162
6-	21.563	114.1	27.189	12.946	130.3	12.243	26.535	98.1	1:40.476 (3)	89.12	0.717	13:30:24.638
7-	22.586	99.7	29.577	13.075	126.3	13.105	IN PIT		1:46.859 P	83.79	7.100	13:32:11.497
8-	OUTLAP	92.3	30.885	13.187	130.5	12.989	27.071	98.2	5:56.215	25.13	4:16.456	13:38:07.712
9-	21.646	110.9	27.743	12.847	132.3	12.344	27.127	98.1	1:41.707	88.04	1.948	13:39:49.419
10-	22.233	106.6	27.795	12.959	130.8	12.179	26.553	97.8	1:41.719	88.03	1.960	13:41:31.138
11-	21.398	111.6	26.964	12.686	134.4	12.376	26.335	98.5	1:39.759 (1)	89.76		13:43:10.897
12-	21.465	112.7	26.916	12.776	132.8	12.076	26.538	98.6	1:39.771 (2)	89.75	0.012	13:44:50.668
13-	21.946	92.0	28.214	13.033	130.5	12.713	26.747	98.8	1:42.653	87.23	2.894	13:46:33.321

P14 11		Sean O'REILLY					Aprilia RS660 - Moto Muzzi Racing Aprilia					
IDEAL LAP TIME : 1:39.802		BEST LAP TIME : 1:39.955					DIFFERENCE : 0.153					
LAP	SECTOR 1	SECTOR 2	SECTOR 3	SECTOR 4	SECTOR 5	LAP TIME	MPH	DIFF	TIME OF DAY			
1-	OUTLAP	98.6	29.547	13.691	125.9	13.327	28.012	94.3				13:22:09.810
2-	23.150	93.2	28.185	13.376	124.5	12.921	26.968	93.0	1:44.600	85.60	4.645	13:23:54.410
3-	22.057	110.1	27.341	13.101	127.3	12.669	26.992	94.2	1:42.160	87.65	2.205	13:25:36.570
4-	22.009	113.7	27.323	13.054	126.1	12.593	26.536	94.2	1:41.515	88.20	1.560	13:27:18.085
5-	21.840	114.5	27.022	13.263	125.4	12.651	26.432	94.1	1:41.208	88.47	1.253	13:28:59.293
6-	21.668	113.1	27.139	13.190	125.6	12.620	26.304	93.8	1:40.921	88.72	0.966	13:30:40.214
7-	21.841	113.5	27.495	13.467	123.3	12.616	IN PIT		1:43.562 P	86.46	3.607	13:32:23.776
8-	OUTLAP	105.8	28.468	13.569	126.1	13.106	26.721	94.9	5:33.837	26.82	3:53.882	13:37:57.613
9-	21.749	112.7	27.530	13.516	124.9	12.583	26.726	94.7	1:42.104	87.69	2.149	13:39:39.717
10-	21.712	116.7	27.061	13.143	124.9	12.531	26.181	93.8	1:40.628 (3)	88.98	0.673	13:41:20.345
11-	21.513	117.9	26.929	13.111	126.1	12.463	25.939	95.5	1:39.955 (1)	89.58		13:43:00.300
12-	21.467	117.5	27.423	13.038	130.3	12.714	26.202	94.9	1:40.844	88.79	0.889	13:44:41.144
13-	21.595	116.5	26.895	13.079	126.3	12.483	26.141	94.3	1:40.193 (2)	89.37	0.238	13:46:21.337

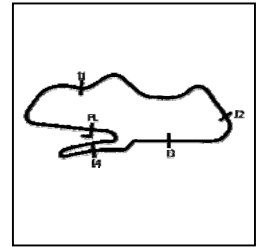
P15 4		Jack SMITH					Aprilia RS660 - Woodland Racing					
IDEAL LAP TIME : 1:39.975		BEST LAP TIME : 1:40.496					DIFFERENCE : 0.521					
LAP	SECTOR 1	SECTOR 2	SECTOR 3	SECTOR 4	SECTOR 5	LAP TIME	MPH	DIFF	TIME OF DAY			
1-	OUTLAP	99.2	28.564	13.269	127.3	12.665	27.183	96.4				13:22:47.147
2-	21.870	108.0	28.282	13.154	127.8	12.620	26.608	96.8	1:42.534	87.33	2.038	13:24:29.681
3-	21.646	105.3	27.880	13.014	127.3	12.607	26.660	96.5	1:41.807 D	87.95	1.311	13:26:11.488
4-	21.675	108.5	27.856	13.067	128.0	12.301	26.344	96.6	1:41.243	88.44	0.747	13:27:52.731
5-	21.746	110.7	27.607	13.039	128.0	16.280	IN PIT		1:48.529 P	82.50	8.033	13:29:41.260
6-	OUTLAP	107.5	27.573	12.989	127.8	12.487	IN PIT		2:37.449 P	56.87	56.953	13:32:18.709
7-	OUTLAP	107.0	27.768	12.881	131.3	12.598	26.984	95.8	1:59.746	74.77	19.250	13:34:18.455
8-	21.692	108.4	27.529	13.066	128.3	12.332	26.230	96.9	1:40.849 (3)	88.79	0.353	13:35:59.304
9-	21.629	105.6	27.586	13.073	127.5	12.234	26.474	96.8	1:40.996	88.66	0.500	13:37:40.300
10-	21.687	109.1	27.410	13.052	128.5	12.310	26.383	96.6	1:40.842 (2)	88.79	0.346	13:39:21.142
11-	21.673	107.3	27.332	12.936	129.0	12.263	26.292	96.8	1:40.496 (1)	89.10		13:41:01.638
12-	21.526	108.2	27.453	13.073	128.3	12.222	IN PIT		1:39.309 P	90.16		13:42:40.947
13-	OUTLAP	109.2	27.540	12.900	132.3	14.525	26.756	97.1	2:18.879 D	64.47	38.383	13:44:59.826
14-	21.540	108.9	27.227	12.770	132.8	13.145	27.439	96.2	1:42.424 D	87.68	1.625	13:46:41.947

MCRCB BULLETIN TK044

2024 Bennetts British Superbike Championship - Round 3

2024 Pirelli National Sportbike with Moneybarn Vehicle Finance

FREE PRACTICE 2 - SECTOR ANALYSIS



SECTOR 1 = FL to I1, SECTOR 2 = I1 to I2, SECTOR 3 = I2 to I3, SECTOR 4 = I3 to I4, SECTOR 5 = I4 to FL, DIFF = Difference To Personal Best Lap, P = Crossed Finish Line in Pit Lane, D = Time Disallowed

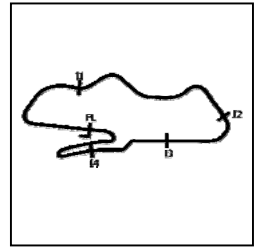
P16 56		Charlie ATKINS				Kawasaki Ninja 650 - Sycmirrus Motorsport						
IDEAL LAP TIME : 1:40.199		BEST LAP TIME : 1:40.504				DIFFERENCE : 0.305						
LAP	SECTOR 1	SECTOR 2	SECTOR 3	SECTOR 4	SECTOR 5	LAP TIME	MPH	DIFF	TIME OF DAY			
1-	OUTLAP	104.3	28.498	13.474	122.2	13.018	28.634	92.5		13:21:48.643		
2-	22.362	110.9	27.542	13.240	122.2	12.656	27.127	92.6	1:42.927	86.99	2.423	13:23:31.570
3-	21.829	113.7	27.310	13.225	123.8	12.512	26.805	94.5	1:41.681	88.06	1.177	13:25:13.251
4-	21.820	112.2	27.334	13.281	124.7	12.355	26.821	92.8	1:41.611 (3)	88.12	1.107	13:26:54.862
5-	21.936	112.2	27.400	13.285	123.5	12.392	26.631	94.6	1:41.644	88.09	1.140	13:28:36.506
6-	21.695	114.5	27.303	13.117	124.7	12.243	26.426	95.3	1:40.784 (2)	88.84	0.280	13:30:17.290
7-	21.723	112.0	27.067	13.101	127.0	12.357	IN PIT		1:38.377 P	91.02		13:31:55.667
8-	OUTLAP	106.3	28.940	14.097	121.1	13.147	29.868	95.8	12:41.022	11.76	11:00.518	13:44:36.689
9-	21.864	113.9	27.203	13.000	126.1	12.230	26.207	96.1	1:40.504 (1)	89.09		13:46:17.193

P17 40		Darragh CREAN				Aprilia RS660 - DJ Racing Aprilia						
IDEAL LAP TIME : 1:39.847		BEST LAP TIME : 1:40.604				DIFFERENCE : 0.757						
LAP	SECTOR 1	SECTOR 2	SECTOR 3	SECTOR 4	SECTOR 5	LAP TIME	MPH	DIFF	TIME OF DAY			
1-	OUTLAP	102.7	27.780	13.075	130.3	12.921	26.408	97.2				13:21:54.193
2-	22.251	101.0	27.711	13.159	127.8	12.496	26.414	97.5	1:42.031 (3)	87.76	1.427	13:23:36.224
3-	22.052	99.7	27.755	13.098	128.8	13.942	26.113	98.2	1:42.960 D	86.97	2.356	13:25:19.184
4-	21.972	106.6	27.388	13.086	127.8	12.426	25.732	98.6	1:40.604 (1)	89.00		13:26:59.788
5-	21.694	110.3	27.492	13.056	127.8	12.387	30.449	92.8	1:45.078	85.21	4.474	13:28:44.866
6-	22.298	107.3	27.179	12.946	127.8	12.296	25.894	98.5	1:40.613 (2)	88.99	0.009	13:30:25.479

P18 61		Cameron HARRIS				Aprilia RS660 - Harris Racing / PW Gates						
IDEAL LAP TIME : 1:40.614		BEST LAP TIME : 1:41.465				DIFFERENCE : 0.851						
LAP	SECTOR 1	SECTOR 2	SECTOR 3	SECTOR 4	SECTOR 5	LAP TIME	MPH	DIFF	TIME OF DAY			
1-	OUTLAP	98.5	29.401	13.570	125.4	12.883	27.214	94.2				13:22:11.523
2-	22.234	104.8	28.038	13.110	125.4	12.730	27.162	94.6	1:43.274	86.70	1.809	13:23:54.797
3-	22.040	105.8	27.451	13.147	127.5	12.607	26.918	95.3	1:42.163	87.64	0.698	13:25:36.960
4-	22.417	106.5	27.545	13.037	127.5	12.982	26.607	96.0	1:42.588	87.28	1.123	13:27:19.548
5-	21.905	109.2	28.006	13.415	124.5	12.657	26.072	95.0	1:42.055	87.74	0.590	13:29:01.603
6-	21.816	110.1	27.610	13.522	124.7	12.607	26.418	93.5	1:41.973 (3)	87.81	0.508	13:30:43.576
7-	22.179	105.8	28.340	13.929	123.8	12.871	IN PIT		1:46.655 P	83.95	5.190	13:32:30.231
8-	OUTLAP	101.6	28.347	13.553	124.9	12.889	26.657	94.2	3:51.211	38.72	2:09.746	13:36:21.442
9-	22.493	99.2	28.141	13.320	124.7	12.816	26.689	94.5	1:43.459	86.55	1.994	13:38:04.901
10-	22.277	104.3	28.761	13.192	128.8	12.602	27.583	94.1	1:44.415	85.75	2.950	13:39:49.316
11-	22.621	104.6	27.839	13.272	128.8	12.620	26.655	94.5	1:43.007	86.93	1.542	13:41:32.323
12-	22.035	110.9	27.277	13.379	126.3	12.546	26.228	95.3	1:41.465 (1)	88.25		13:43:13.788
13-	21.912	107.5	27.715	13.378	125.6	12.446	26.038	95.4	1:41.489 (2)	88.23	0.024	13:44:55.277
14-	22.015	106.5	27.581	13.406	125.2	12.535	26.529	94.3	1:42.066	87.73	0.601	13:46:37.343

P19 6		Jack KNIGHTS				Aprilia RS660 - BlueMotion Racing						
IDEAL LAP TIME : 1:41.696		BEST LAP TIME : 1:42.045				DIFFERENCE : 0.349						
LAP	SECTOR 1	SECTOR 2	SECTOR 3	SECTOR 4	SECTOR 5	LAP TIME	MPH	DIFF	TIME OF DAY			
1-	OUTLAP	93.3	30.803	13.935	122.6	13.781	28.118	93.2				13:22:15.700
2-	23.100	100.3	28.863	13.476	123.3	13.170	27.815	92.1	1:46.424	84.13	4.379	13:24:02.124
3-	22.656	106.5	28.389	13.371	123.3	13.163	27.681	93.7	1:45.260	85.06	3.215	13:25:47.384
4-	22.371	106.6	28.589	13.659	121.7	12.947	27.196	92.6	1:44.762	85.47	2.717	13:27:32.146
5-	22.531	103.8	28.004	13.355	122.0	12.785	27.131	94.2	1:43.806 (3)	86.26	1.761	13:29:15.952
6-	22.292	108.5	27.892	13.265	122.4	12.626	IN PIT		1:44.638 P	85.57	2.593	13:31:00.590
7-	OUTLAP	100.6	28.318	13.334	122.4	12.887	27.742	92.4	3:03.522	48.79	1:21.477	13:34:04.112
8-	22.239	109.8	27.750	13.294	122.4	12.505	26.798	95.1	1:42.586 (2)	87.28	0.541	13:35:46.698
9-	21.828	115.3	27.453	13.112	123.3	12.545	27.107	93.8	1:42.045 (1)	87.75		13:37:28.743
10-	22.006	111.6	27.628	13.338	123.8	13.138	IN PIT		1:45.717 P	84.70	3.672	13:39:14.460

FREE PRACTICE 2 - SECTOR ANALYSIS



SECTOR 1 = FL to I1, SECTOR 2 = I1 to I2, SECTOR 3 = I2 to I3, SECTOR 4 = I3 to I4, SECTOR 5 = I4 to FL, DIFF = Difference To Personal Best Lap, P = Crossed Finish Line in Pit Lane, D = Time Disallowed

P20 69		Joshua PROUDFOOT				Yamaha YZF-R7 - Rev2Race Yamaha						
IDEAL LAP TIME : 1:41.795		BEST LAP TIME : 1:42.113				DIFFERENCE : 0.318						
LAP	SECTOR 1	SECTOR 2	SECTOR 3	SECTOR 4	SECTOR 5	LAP TIME	MPH	DIFF	TIME OF DAY			
1-	OUTLAP	95.7	29.249	13.795	123.3	13.471	28.233	94.6		13:23:23.927		
2-	23.020	101.5	28.553	13.635	124.0	13.075	27.308	94.7	1:45.591	84.80	3.478	13:25:09.518
3-	22.754	102.4	28.354	13.581	124.5	12.939	27.924	94.7	1:45.552	84.83	3.439	13:26:55.070
4-	22.564	106.8	27.992	13.557	124.0	12.774	27.089	95.1	1:43.976	86.12	1.863	13:28:39.046
5-	22.495	106.0	27.812	13.515	123.5	12.477	26.654	94.7	1:42.953	86.97	0.840	13:30:21.999
6-	22.397	105.0	27.838	13.607	123.1	12.630	26.961	95.1	1:43.433	86.57	1.320	13:32:05.432
7-	22.368	105.0	27.732	13.415	124.7	12.543	26.838	95.1	1:42.896 (3)	87.02	0.783	13:33:48.328
8-	22.523	104.6	28.428	13.515	123.5	12.626	IN PIT		1:48.615 P	82.44	6.502	13:35:36.943
9-	OUTLAP	97.3	28.527	13.615	124.0	12.905	26.956	94.7	3:55.934	37.95	2:13.821	13:39:32.877
10-	22.567	106.0	27.905	13.455	124.5	12.752	26.709	95.1	1:43.388	86.61	1.275	13:41:16.265
11-	22.375	109.6	27.534	13.371	125.9	12.527	26.461	95.3	1:42.268 (2)	87.55	0.155	13:42:58.533
12-	22.453	107.5	27.787	13.181	127.3	13.063	26.623	95.5	1:43.107	86.84	0.994	13:44:41.640
13-	22.191	107.5	27.678	13.232	126.1	12.600	26.412	95.8	1:42.113 (1)	87.69		13:46:23.753

P21 66		Katie HAND				Triumph Daytona 660 - MIH Solutions / Macadam Racing Triumf						
IDEAL LAP TIME : 1:41.706		BEST LAP TIME : 1:42.185				DIFFERENCE : 0.479						
LAP	SECTOR 1	SECTOR 2	SECTOR 3	SECTOR 4	SECTOR 5	LAP TIME	MPH	DIFF	TIME OF DAY			
1-	OUTLAP	98.3	30.040	13.516	128.8	13.758	28.376	96.0				13:22:05.338
2-	22.642	105.1	28.694	13.327	129.0	13.368	27.828	98.5	1:45.859	84.58	3.674	13:23:51.197
3-	22.283	105.1	28.500	13.191	129.5	13.530	27.220	98.9	1:44.724	85.50	2.539	13:25:35.921
4-	22.096	109.2	28.275	13.031	132.1	12.955	26.956	98.9	1:43.313	86.67	1.128	13:27:19.234
5-	21.964	108.4	28.424	13.425	125.4	12.843	26.731	98.9	1:43.387	86.61	1.202	13:29:02.621
6-	21.849	110.5	27.979	13.153	130.0	12.872	26.737	98.5	1:42.590 (2)	87.28	0.405	13:30:45.211
7-	21.846	110.3	27.979	13.236	127.8	13.056	IN PIT		1:46.661 P	83.95	4.476	13:32:31.872
8-	OUTLAP	94.1	29.626	13.213	129.5	13.166	27.345	97.5	3:51.079	38.75	2:08.894	13:36:22.951
9-	22.184	106.6	28.962	13.100	130.3	12.930	26.877	98.3	1:44.053	86.05	1.868	13:38:07.004
10-	21.963	112.4	28.536	12.949	133.1	12.720	26.979	99.1	1:43.147	86.81	0.962	13:39:50.151
11-	22.095	105.0	28.025	12.926	132.6	12.793	26.868	99.2	1:42.707	87.18	0.522	13:41:32.858
12-	22.077	106.6	28.004	12.952	133.1	12.677	26.923	98.8	1:42.633 (3)	87.24	0.448	13:43:15.491
13-	22.151	106.8	28.245	12.859	130.8	12.736	27.230	97.6	1:43.221	86.75	1.036	13:44:58.712
14-	21.836	108.7	27.741	12.919	132.6	13.096	26.593	98.3	1:42.185 (1)	87.62		13:46:40.897

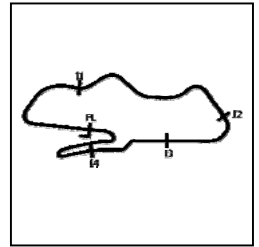
P22 44		Sam GREEN				Aprilia RS660 - Bruce Racing						
IDEAL LAP TIME : 1:42.043		BEST LAP TIME : 1:42.546				DIFFERENCE : 0.503						
LAP	SECTOR 1	SECTOR 2	SECTOR 3	SECTOR 4	SECTOR 5	LAP TIME	MPH	DIFF	TIME OF DAY			
1-	OUTLAP	95.8	29.788	14.126	123.1	13.883	28.120	94.2				13:23:20.199
2-	22.950	91.4	28.429	13.307	128.3	13.228	27.235	96.4	1:45.149	85.15	2.603	13:25:05.348
3-	22.332	98.9	28.122	13.442	126.8	12.986	26.907	95.0	1:43.789	86.27	1.243	13:26:49.137
4-	22.480	104.6	27.821	13.372	126.1	12.791	26.573	95.5	1:43.037 (2)	86.90	0.491	13:28:32.174
5-	22.245	103.2	27.835	13.635	124.7	12.809	26.689	95.7	1:43.213	86.75	0.667	13:30:15.387
6-	22.371	106.3	27.486	13.420	125.6	12.802	27.094	93.4	1:43.173 (3)	86.79	0.627	13:31:58.560
7-	22.225	106.1	27.402	13.351	125.6	12.838	26.730	95.5	1:42.546 (1)	87.32		13:33:41.106
8-	22.304	107.2	28.248	13.461	126.1	12.607	IN PIT		1:47.982 P	82.92	5.436	13:35:29.088
9-	OUTLAP	105.3	27.775	13.309	128.3	12.860	26.687	95.4	5:57.377	25.05	4:14.831	13:41:26.465
10-	22.503	106.0	28.128	13.236	128.5	12.614	IN PIT		1:48.186 P	82.76	5.640	13:43:14.651

MCRCB BULLETIN TK044

2024 Bennetts British Superbike Championship - Round 3

2024 Pirelli National Sportbike with Moneybarn Vehicle Finance

FREE PRACTICE 2 - SECTOR ANALYSIS



SECTOR 1 = FL to I1, SECTOR 2 = I1 to I2, SECTOR 3 = I2 to I3, SECTOR 4 = I3 to I4, SECTOR 5 = I4 to FL, DIFF = Difference To Personal Best Lap, P = Crossed Finish Line in Pit Lane, D = Time Disallowed

P23 23		Joe ELLIS					Aprilia RS660 - JPR					
IDEAL LAP TIME : 1:42.701		BEST LAP TIME : 1:42.752					DIFFERENCE : 0.051					
LAP	SECTOR 1	SECTOR 2	SECTOR 3	SECTOR 4	SECTOR 5	LAP TIME	MPH	DIFF	TIME OF DAY			
1-	OUTLAP	87.2	32.312	14.138	124.0	14.251	31.623	92.8		13:22:19.978		
2-	24.785	91.8	30.632	14.397	123.1	13.805	30.401	92.6	1:54.020	78.53	11.268	13:24:13.998
3-	24.199	96.4	29.719	13.678	125.9	13.417	29.383	93.9	1:50.396	81.11	7.644	13:26:04.394
4-	23.456	97.8	28.939	13.954	124.5	12.901	28.392	94.2	1:47.642	83.18	4.890	13:27:52.036
5-	23.179	103.2	28.651	13.631	124.5	15.319	32.289	93.4	1:53.069 D	79.19	10.317	13:29:45.105
6-	23.249	104.0	28.658	13.835	123.5	13.146	28.820	93.2	1:47.708	83.13	4.956	13:31:32.813
7-	23.027	102.2	28.358	13.608	126.8	12.668	28.066	93.4	1:45.727	84.69	2.975	13:33:18.540
8-	22.816	101.3	28.398	13.449	126.3	12.773	28.110	94.3	1:45.546	84.83	2.794	13:35:04.086
9-	22.671	100.0	28.244	13.507	126.1	12.926	IN PIT		1:47.421 P	83.35	4.669	13:36:51.507
10-	OUTLAP	89.4	29.016	13.195	129.8	12.602	27.729	96.2	2:57.646	50.40	1:14.894	13:39:49.153
11-	22.274	106.5	27.812	13.343	124.9	12.689	27.178	96.6	1:43.296 (2)	86.68	0.544	13:41:32.449
12-	22.239	107.2	27.709	13.137	129.3	12.490	27.177	95.4	1:42.752 (1)	87.14		13:43:15.201
13-	22.245	104.3	27.884	13.141	128.5	12.718	27.502	94.1	1:43.490 (3)	86.52	0.738	13:44:58.691
14-	22.481	103.8	27.877	13.086	129.3	12.767	28.143	94.2	1:44.354	85.80	1.602	13:46:43.045

P24 20		Jack MUIR					Aprilia RS660 - Jack Muir Racing					
IDEAL LAP TIME : 1:43.234		BEST LAP TIME : 1:43.911					DIFFERENCE : 0.677					
LAP	SECTOR 1	SECTOR 2	SECTOR 3	SECTOR 4	SECTOR 5	LAP TIME	MPH	DIFF	TIME OF DAY			
1-	OUTLAP	96.1	29.266	13.269	127.0	14.143	28.637	94.2				13:22:06.070
2-	22.400	104.3	28.393	13.334	127.8	13.609	27.955	95.7	1:45.691	84.72	1.780	13:23:51.761
3-	22.056	108.9	28.283	13.168	129.0	13.402	27.640	96.2	1:44.549 (3)	85.64	0.638	13:25:36.310
4-	22.664	108.9	27.524	12.950	130.5	13.325	27.539	95.3	1:44.002 (2)	86.09	0.091	13:27:20.312
5-	22.047	105.5	27.672	13.086	129.0	13.174	27.932	90.0	1:43.911 (1)	86.17		13:29:04.223
6-	22.260	106.1	27.610	13.103	127.5	13.282	IN PIT		1:43.967 P	86.12	0.056	13:30:48.190

P25 18		Jodie FIELDHOUSE					Aprilia RS660 - Go Pink Racing					
IDEAL LAP TIME : 1:44.092		BEST LAP TIME : 1:44.655					DIFFERENCE : 0.563					
LAP	SECTOR 1	SECTOR 2	SECTOR 3	SECTOR 4	SECTOR 5	LAP TIME	MPH	DIFF	TIME OF DAY			
1-	OUTLAP	85.7	31.382	13.884	126.3	13.618	28.757	94.9				13:22:09.341
2-	23.513	93.4	29.435	13.412	128.3	13.410	27.891	95.8	1:47.661	83.17	3.006	13:23:57.002
3-	23.402	93.5	29.769	13.684	125.9	13.358	27.698	95.1	1:47.911	82.98	3.256	13:25:44.913
4-	23.578	89.0	29.826	13.704	126.8	13.486	27.976	95.8	1:48.570	82.47	3.915	13:27:33.483
5-	23.166	98.8	29.247	13.523	125.6	13.262	27.388	95.7	1:46.586	84.01	1.931	13:29:20.069
6-	23.076	100.6	29.008	13.429	125.6	13.162	27.523	92.9	1:46.198	84.31	1.543	13:31:06.267
7-	23.038	98.8	28.865	13.543	125.4	13.250	IN PIT		1:47.755 P	83.10	3.100	13:32:54.022
8-	OUTLAP	93.7	29.994	13.676	125.4	13.298	28.083	93.0	3:15.340	45.84	1:30.685	13:36:09.362
9-	23.332	96.1	29.159	13.535	126.6	13.139	27.503	94.7	1:46.668	83.94	2.013	13:37:56.030
10-	22.983	98.8	28.808	13.458	127.8	12.984	27.503	94.9	1:45.736	84.68	1.081	13:39:41.766
11-	22.817	100.7	28.629	13.467	127.0	13.222	27.264	96.0	1:45.399	84.95	0.744	13:41:27.165
12-	22.624	103.7	28.549	13.316	129.8	12.884	27.434	94.6	1:44.807 (2)	85.43	0.152	13:43:11.972
13-	22.814	100.6	28.813	13.389	128.3	12.886	26.968	94.2	1:44.870 (3)	85.38	0.215	13:44:56.842
14-	22.582	99.4	28.374	13.284	127.3	13.054	27.361	94.2	1:44.655 (1)	85.56		13:46:41.497

P26 77		Oliver MORGAN-EDWARDS					Aprilia RS660 - OME Racing					
IDEAL LAP TIME :		BEST LAP TIME :					DIFFERENCE :					
LAP	SECTOR 1	SECTOR 2	SECTOR 3	SECTOR 4	SECTOR 5	LAP TIME	MPH	DIFF	TIME OF DAY			
1-	OUTLAP	98.1	29.406	14.580	124.0	13.542	IN PIT		P			13:22:11.609

MCRCB BULLETIN TK045

2024 Bennetts British Superbike Championship - Round 3

2024 Pirelli National Sportbike with Moneybarn Vehicle Finance

FREE PRACTICE 2 - BEST SECTORS

POS	SECTOR 1			SECTOR 2			SECTOR 3			SECTOR 4			SECTOR 5			IDEAL / BEST COMPARISON					
	NO	TIME		NO	TIME		NO	TIME		NO	TIME		NO	TIME		POS	NO	NAME	IDEAL	BEST	DIFF
1	13	COL	20.489	34	SIL	25.977	8	BAR	12.535	8	BAR	11.569	13	COL	24.875	1	13	COLOMBI	1:35.881	1:36.231	0.350
2	25	STR	20.823	13	COL	26.145	13	COL	12.573	55	DES	11.676	47	COO	24.952	2	8	BARNES	1:36.473	1:36.849	0.376
3	34	SIL	20.871	55	DES	26.223	34	SIL	12.645	47	COO	11.701	8	BAR	25.158	3	47	COOPER	1:36.598	1:36.698	0.100
4	47	COO	20.927	8	BAR	26.245	47	COO	12.664	25	STR	11.770	25	STR	25.271	4	34	SILVESTER	1:36.861	1:37.079	0.218
5	76	STE	20.950	25	STR	26.337	55	DES	12.666	17	SHE	11.788	51	BAN	25.344	5	25	STRUDWICK	1:36.883	1:37.124	0.241
6	8	BAR	20.966	47	COO	26.354	17	SHE	12.667	13	COL	11.799	55	DES	25.362	6	55	DESSOY	1:36.979	1:37.005	0.026
7	55	DES	21.052	76	STE	26.398	25	STR	12.682	14	ARR	11.899	85	MAR	25.410	7	76	STEPHENSON	1:37.689	1:38.135	0.446
8	17	SHE	21.133	17	SHE	26.464	74	SMA	12.686	76	STE	11.928	34	SIL	25.418	8	17	SHELTON	1:37.888	1:38.076	0.188
9	85	MAR	21.159	14	ARR	26.554	85	MAR	12.701	34	SIL	11.950	28	DAV	25.466	9	14	ARROWSMITH	1:37.909	1:38.287	0.378
10	14	ARR	21.165	28	DAV	26.605	76	STE	12.738	85	MAR	11.963	14	ARR	25.529	10	85	MARTIN	1:37.914	1:37.985	0.071
11	28	DAV	21.277	85	MAR	26.681	14	ARR	12.762	28	DAV	12.038	76	STE	25.675	11	28	DAVIDSON	1:38.388	1:38.636	0.248
12	51	BAN	21.369	11	O'R	26.895	4	SMI	12.770	74	SMA	12.076	40	CRE	25.732	12	51	BANHAM	1:38.715	1:38.848	0.133
13	74	SMA	21.398	74	SMA	26.916	66	HAN	12.859	51	BAN	12.193	17	SHE	25.836	13	74	SMART-WEEDEN	1:39.411	1:39.759	0.348
14	11	O'R	21.467	51	BAN	26.919	51	BAN	12.890	4	SMI	12.222	11	O'R	25.939	14	11	O'REILLY	1:39.802	1:39.955	0.153
15	4	SMI	21.526	56	ATK	27.067	40	CRE	12.946	56	ATK	12.230	61	HAR	26.038	15	40	CREAN	1:39.847	1:40.604	0.757
16	40	CRE	21.694	40	CRE	27.179	20	MUI	12.950	40	CRE	12.296	56	ATK	26.207	16	4	SMITH	1:39.975	1:40.496	0.521
17	56	ATK	21.695	4	SMI	27.227	56	ATK	13.000	61	HAR	12.446	4	SMI	26.230	17	56	ATKINS	1:40.199	1:40.504	0.305
18	61	HAR	21.816	61	HAR	27.277	28	DAV	13.002	11	O'R	12.463	74	SMA	26.335	18	61	HARRIS	1:40.614	1:41.465	0.851
19	6	KNI	21.828	44	GRE	27.402	61	HAR	13.037	69	PRO	12.477	69	PRO	26.412	19	6	KNIGHTS	1:41.696	1:42.045	0.349
20	66	HAN	21.836	6	KNI	27.453	11	O'R	13.038	23	ELL	12.490	44	GRE	26.573	20	66	HAND	1:41.706	1:42.185	0.479
21	20	MUI	22.047	20	MUI	27.524	23	ELL	13.086	6	KNI	12.505	66	HAN	26.593	21	69	PROUDFOOT	1:41.795	1:42.113	0.318
22	69	PRO	22.191	69	PRO	27.534	6	KNI	13.112	44	GRE	12.607	6	KNI	26.798	22	44	GREEN	1:42.043	1:42.546	0.503
23	44	GRE	22.225	23	ELL	27.709	69	PRO	13.181	66	HAN	12.677	18	FIE	26.968	23	23	ELLIS	1:42.701	1:42.752	0.051
24	23	ELL	22.239	66	HAN	27.741	44	GRE	13.236	18	FIE	12.884	23	ELL	27.177	24	20	MUIR	1:43.234	1:43.911	0.677
25	18	FIE	22.582	18	FIE	28.374	18	FIE	13.284	20	MUI	13.174	20	MUI	27.539	25	18	FIELDHOUSE	1:44.092	1:44.655	0.563
26				77	MOR	29.406	77	MOR	14.580	77	MOR	13.542				26	77	MORGAN-EDWARDS			

PERFECT LAP 1:35.445

MCRCB BULLETIN TK046**2024 Bennetts British Superbike Championship - Round 3****2024 Pirelli National Sportbike with Moneybarn Vehicle Finance****FREE PRACTICE 2 - BEST SPEEDS**

POS	INTERMEDIATE 1		INTERMEDIATE 2		INTERMEDIATE 3		INTERMEDIATE 4		FINISH LINE	
	NO	NAME MPH	NO	NAME MPH	NO	NAME MPH	NO	NAME MPH	NO	NAME MPH
1	13	COLOMBI 125.6			13	COLOMBI 135.5			13	COLOMBI 101.0
2	76	STEPHENSON 122.4			76	STEPHENSON 135.5			25	STRUDWICK 100.3
3	34	SILVESTER 121.1			74	SMART-WEEDEN 134.4			47	COOPER 99.8
4	25	STRUDWICK 120.9			66	HAND 133.1			28	DAVIDSON 99.2
5	47	COOPER 120.6			47	COOPER 132.8			66	HAND 99.2
6	85	MARTIN 120.2			4	SMITH 132.8			17	SHELTON 98.9
7	14	ARROWSMITH 119.6			25	STRUDWICK 132.3			14	ARROWSMITH 98.9
8	8	BARNES 119.4			17	SHELTON 132.3			55	DESSOY 98.8
9	51	BANHAM 118.9			8	BARNES 131.8			34	SILVESTER 98.8
10	17	SHELTON 118.3			28	DAVIDSON 131.3			76	STEPHENSON 98.8
11	55	DESSOY 117.9			14	ARROWSMITH 131.0			74	SMART-WEEDEN 98.8
12	11	O'REILLY 117.9			34	SILVESTER 130.8			8	BARNES 98.6
13	28	DAVIDSON 117.7			51	BANHAM 130.5			40	CREAN 98.6
14	6	KNIGHTS 115.3			20	MUIR 130.5			51	BANHAM 98.3
15	56	ATKINS 114.5			55	DESSOY 130.3			85	MARTIN 97.6
16	74	SMART-WEEDEN 114.1			11	O'REILLY 130.3			4	SMITH 97.1
17	66	HAND 112.4			40	CREAN 130.3			23	ELLIS 96.6
18	61	HARRIS 110.9			85	MARTIN 130.0			44	GREEN 96.4
19	4	SMITH 110.7			23	ELLIS 129.8			20	MUIR 96.2
20	40	CREAN 110.3			18	FIELDHOUSE 129.8			56	ATKINS 96.1
21	69	PROUDFOOT 109.6			61	HARRIS 128.8			61	HARRIS 96.0
22	20	MUIR 108.9			44	GREEN 128.5			18	FIELDHOUSE 96.0
23	44	GREEN 107.2			69	PROUDFOOT 127.3			69	PROUDFOOT 95.8
24	23	ELLIS 107.2			56	ATKINS 127.0			11	O'REILLY 95.5
25	18	FIELDHOUSE 103.7			77	MORGAN-EDWARDS 124.0			6	KNIGHTS 95.1
26	77	MORGAN-EDWARDS 98.1			6	KNIGHTS 123.8				

MCRCB BULLETIN TK047

2024 Bennetts British Superbike Championship - Round 3

2024 Pirelli National Sportbike with Moneybarn Vehicle Finance

FREE PRACTICE 2 - STATISTICS

Competitors Started	26
Planned Start	2024-05-17 @ 13:20:00.000
Actual Start	2024-05-17 @ 13:20:00.152
Finish Time	2024-05-17 @ 13:45:00.152
Track Length	2.4873mi.
Total Laps	318
Total Distance Covered	790.9769mi.

Session Fastest Lap History

NO	NAME	LAP TIME	TIME OF DAY	LAP	VEHICLE
25	Thomas STRUDWICK	1:39.240	13:23:22.162	2	Triumph Daytona 660
13	Edoardo COLOMBI	1:39.236	13:23:31.550	2	Aprilia RS660
47	Richard COOPER	1:38.948	13:23:56.963	2	Triumph Daytona 660
13	Edoardo COLOMBI	1:38.174	13:25:09.724	3	Aprilia RS660
13	Edoardo COLOMBI	1:37.791	13:26:47.515	4	Aprilia RS660
13	Edoardo COLOMBI	1:36.804	13:28:24.319	5	Aprilia RS660
13	Edoardo COLOMBI	1:36.545	13:30:00.864	6	Aprilia RS660
13	Edoardo COLOMBI	1:36.231	13:42:27.279	12	Aprilia RS660

Flag History

TYPE	TIME OF DAY
GREEN	13:20:00.152
FINISH	13:45:00.152

Flag Statistics

TYPE	COUNT	TOTAL LAPS	TOTAL TIME
Green	1	16	28:51.270
Red	0	0	0.000
Safety Car	0	0	0.000
FCY	0	0	0.000

MCRCB BULLETIN TK048

2024 Bennetts British Superbike Championship - Round 3

2024 Pirelli National Sportbike with Moneybarn Vehicle Finance

FREE PRACTICE 2 - SESSION NOTES

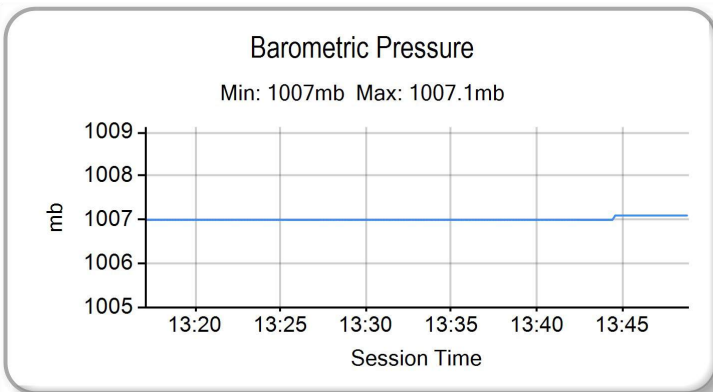
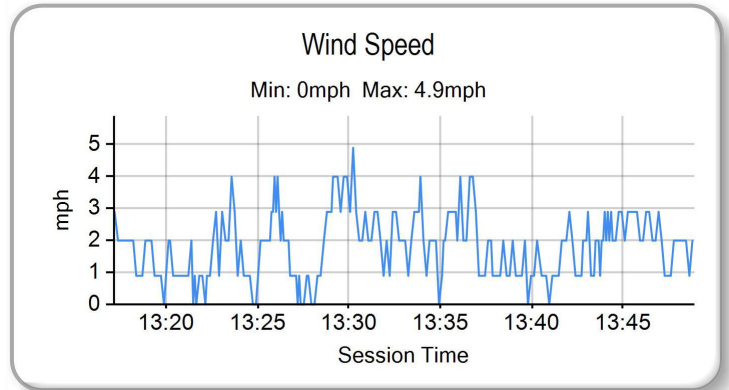
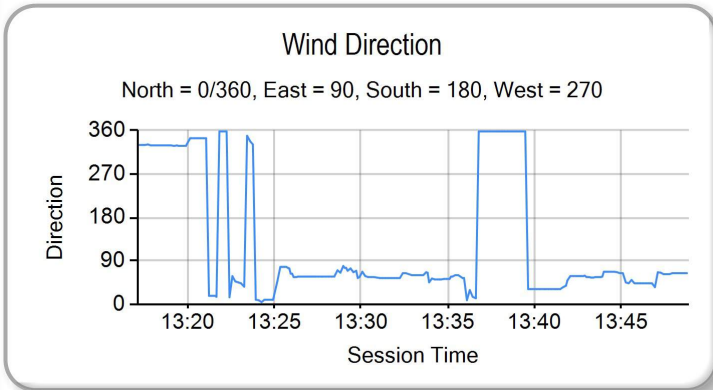
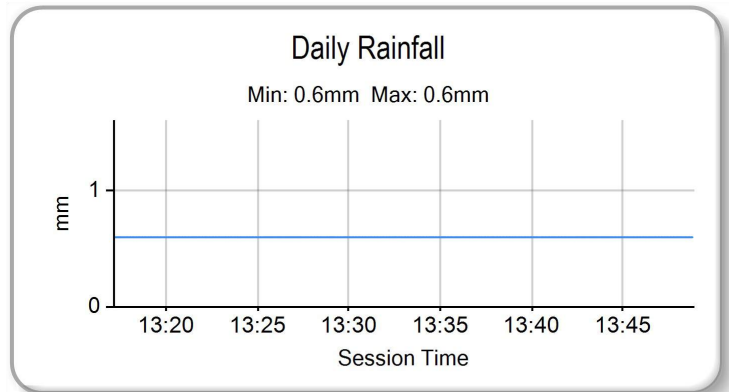
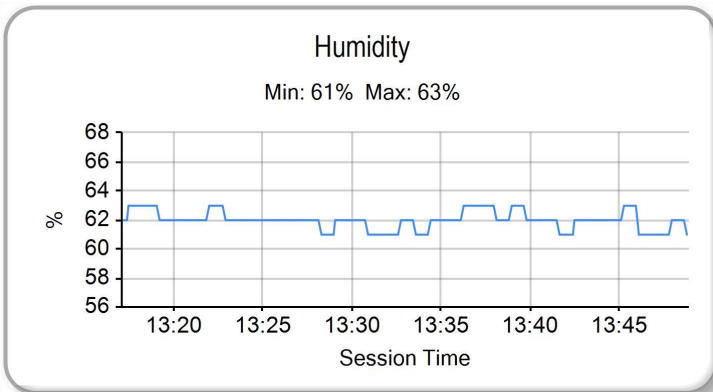
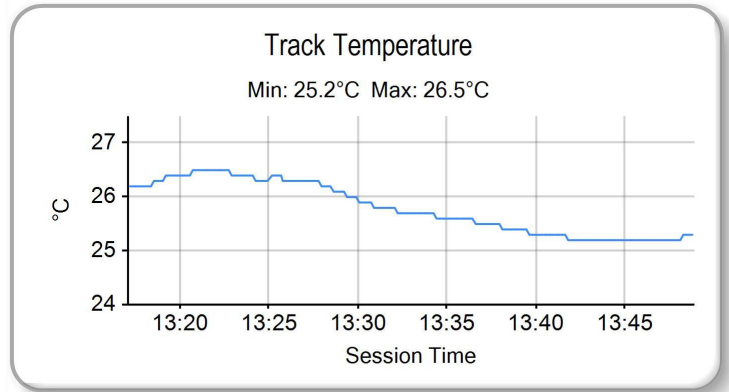
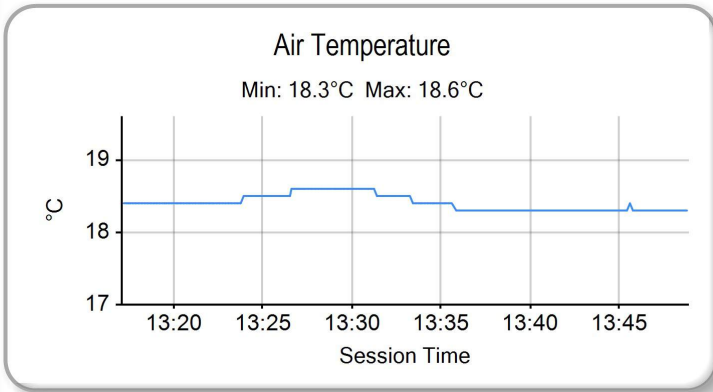
TIME	MESSAGE
13:26:03	NO.4 EXCEEDED TRACK LIMITS T10 - LAPTIME CANCELLED
13:26:11	NO. 40 - COURSE CUT T9/T10 - LAP TIME CANCELLED
13:30:03	NO. 23 - COURSE CUT T9/T10 - LAP TIME CANCELLED
13:30:07	NO.17 EXCEEDED TRACK LIMITS T4 - LAPTIME CANCELLED
13:30:42	NO.25 EXCEEDED TRACK LIMITS T4 - LAPTIME CANCELLED
13:32:42	NO.40 FALLER AT T12 GODDARDS - RIDER OK
13:45:07	NO. 4 - COURSE CUT T9/T10 - LAP TIME CANCELLED
13:46:38	NO.4 EXCEEDED TRACK LIMITS T10 - LAPTIME CANCELLED

MCRCB BULLETIN TK049

2024 Bennetts British Superbike Championship - Round 3

2024 Pirelli National Sportbike with Moneybarn Vehicle Finance

FREE PRACTICE 2 - WEATHER CONDITIONS



FREE PRACTICE - COMBINED CLASSIFICATION

POS	NO	NAME	NAT	ENTRY	FIRST		SECOND		GAP	DIFF
					TIME	LAPS	TIME	LAPS		
1	13	Edoardo COLOMBI	ITA	Aprilia RS660 - Gradara Corse Asd	1:44.967	9	1:36.231	14		
2	47	Richard COOPER	GBR	Triumph Daytona 660 - PHR Performance Triumph	1:43.053	12	1:36.698	14	0.467	0.467
3	8	Ash BARNES	GBR	Yamaha YZF-R7 - Raceways Yamaha		0	1:36.849	15	0.618	0.151
4	55	Harrison DESSOY	GBR	Yamaha YZF-R7 - Rev2Race Yamaha		1	1:37.005	14	0.774	0.156
5	34	Aaron SILVESTER	GBR	Triumph Daytona 660 - MIH Solutions / Macadam Raci	1:45.637	8	1:37.079	13	0.848	0.074
6	25	Thomas STRUDWICK	GBR	Triumph Daytona 660 - TS Racing	1:49.848	5	1:37.124	16	0.893	0.045
7	85	Jayden MARTIN	AUS	Triumph Daytona 660 - MIH Solutions / Macadam Raci	1:48.588	8	1:37.985	13	1.754	0.861
8	17	Zak SHELTON	GBR	Aprilia RS660 - XMT Racing	1:55.608	5	1:38.076	11	1.845	0.091
9	76	Rhys STEPHENSON	GBR	Triumph Daytona 660 - Rocket Racing	1:46.369	14	1:38.135	15	1.904	0.059
10	14	Lewis ARROWSMITH	GBR	Aprilia RS660 - Arrowsmith Racing	1:47.095	9	1:38.287	14	2.056	0.152
11	28	Alfie DAVIDSON	GBR	Aprilia RS660 - IN Competition / SENCAT Aprilia		0	1:38.636	14	2.405	0.349
12	51	Rossi BANHAM	GBR	Yamaha YZF-R7 - RB Racing		1	1:38.848	13	2.617	0.212
13	74	Finn SMART-WEEDEN	GBR	Aprilia RS660 - Definitive Racing	1:49.882	11	1:39.759	13	3.528	0.911
14	11	Sean O'REILLY	GBR	Aprilia RS660 - Moto Muzzi Racing Aprilia	1:50.076	11	1:39.955	13	3.724	0.196
15	4	Jack SMITH	GBR	Aprilia RS660 - Woodland Racing	1:50.572	10	1:40.496	14	4.265	0.541
16	56	Charlie ATKINS	GBR	Kawasaki Ninja 650 - Syncirrus Motorsport	1:51.525	10	1:40.504	9	4.273	0.008
17	40	Darragh CREAM	IRL	Aprilia RS660 - DJ Racing Aprilia	1:49.834	10	1:40.604	6	4.373	0.100
18	61	Cameron HARRIS	GBR	Aprilia RS660 - Harris Racing / PW Gates	1:52.935	10	1:41.465	14	5.234	0.861
19	6	Jack KNIGHTS	GBR	Aprilia RS660 - BlueMotion Racing		0	1:42.045	10	5.814	0.580
20	69	Joshua PROUDFOOT	GBR	Yamaha YZF-R7 - Rev2Race Yamaha		1	1:42.113	13	5.882	0.068
21	66	Katie HAND	GBR	Triumph Daytona 660 - MIH Solutions / Macadam Raci	1:53.772	11	1:42.185	14	5.954	0.072
22	44	Sam GREEN	GBR	Aprilia RS660 - Bruce Racing		1	1:42.546	10	6.315	0.361
23	23	Joe ELLIS	GBR	Aprilia RS660 - JPR		1	1:42.752	14	6.521	0.206
24	20	Jack MUIR	GBR	Aprilia RS660 - Jack Muir Racing		0	1:43.911	6	7.680	1.159
25	18	Jodie FIELDHOUSE	GBR	Aprilia RS660 - Go Pink Racing	1:58.825	10	1:44.655	14	8.424	0.744

QUALIFYING LAPTIME (110.0% of 1:36.231) = 1:45.854

26	77	Oliver MORGAN-EDWARDS	GBR	Aprilia RS660 - OME Racing	1:57.922	6		1	21.691	13.267
27	60	Lennon DOCHERTY	GBR	Kawasaki Ninja 650 - Syncirrus Motorsport		1		0		

Weather / Track : Cloudy / Dry

These results are provisional until the conclusion of any judicial and technical matters.

Donington Park GP: 2.4873 miles

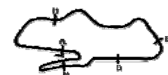
Race Director: Stuart Higgs

Stewards:

Timekeeper: Richard Evans

S. Higgs

R. EVANS



Digitally Approved at 14:01 Friday, 17 May 2024

Digitally Approved at 14:00 Friday, 17 May 2024

Results can be found at www.tsl-timing.com

Printed - 13:52 Friday, 17 May 2024

QUALIFYING - CLASSIFICATION

POS	NO	NAME	NAT	ENTRY	TIME	ON	LAPS	GAP	DIFF	MPH
1	13	Edoardo COLOMBI	ITA	Aprilia RS660 - Gradara Corse Asd	1:35.142	11	12			94.11
2	47	Richard COOPER	GBR	Triumph Daytona 660 - PHR Performance Triumph	1:35.949	10	12	0.807	0.807	93.32
3	34	Aaron SILVESTER	GBR	Triumph Daytona 660 - MIH Solutions / Macadam Raci	1:35.990	11	11	0.848	0.041	93.28
4	8	Ash BARNES	GBR	Yamaha YZF-R7 - Raceways Yamaha	1:36.335	15	15	1.193	0.345	92.95
5	55	Harrison DESSOY	GBR	Yamaha YZF-R7 - Rev2Race Yamaha	1:36.379	13	13	1.237	0.044	92.90
6	17	Zak SHELTON	GBR	Aprilia RS660 - XMT Racing	1:36.402	12	12	1.260	0.023	92.88
7	76	Rhys STEPHENSON	GBR	Triumph Daytona 660 - Rocket Racing	1:36.641	15	15	1.499	0.239	92.65
8	25	Thomas STRUDWICK	GBR	Triumph Daytona 660 - TS Racing	1:36.668	15	16	1.526	0.027	92.63
9	51	Rossi BANHAM	GBR	Yamaha YZF-R7 - RB Racing	1:36.998	11	16	1.856	0.330	92.31
10	85	Jayden MARTIN	AUS	Triumph Daytona 660 - MIH Solutions / Macadam Raci	1:37.379	14	14	2.237	0.381	91.95
11	28	Alfie DAVIDSON	GBR	Aprilia RS660 - IN Competition / SENCAT Aprilia	1:38.035	4	13	2.893	0.656	91.33
12	14	Lewis ARROWSMITH	GBR	Aprilia RS660 - Arrowsmith Racing	1:38.210	8	14	3.068	0.175	91.17
13	56	Charlie ATKINS	GBR	Kawasaki Ninja 650 - Symcirrus Motorsport	1:38.758	11	11	3.616	0.548	90.67
14	74	Finn SMART-WEEDEN	GBR	Aprilia RS660 - Definitive Racing	1:39.182	5	13	4.040	0.424	90.28
15	11	Sean O'REILLY	GBR	Aprilia RS660 - Moto Muzzi Racing Aprilia	1:39.328	12	14	4.186	0.146	90.15
16	4	Jack SMITH	GBR	Aprilia RS660 - Woodland Racing	1:39.458	9	12	4.316	0.130	90.03
17	61	Cameron HARRIS	GBR	Aprilia RS660 - Harris Racing / PW Gates	1:39.616	5	12	4.474	0.158	89.88
18	44	Sam GREEN	GBR	Aprilia RS660 - Bruce Racing	1:40.102	6	13	4.960	0.486	89.45
19	66	Katie HAND	GBR	Triumph Daytona 660 - MIH Solutions / Macadam Raci	1:40.116	14	14	4.974	0.014	89.44
20	69	Joshua PROUDFOOT	GBR	Yamaha YZF-R7 - Rev2Race Yamaha	1:40.275	12	12	5.133	0.159	89.29
21	6	Jack KNIGHTS	GBR	Aprilia RS660 - BlueMotion Racing	1:40.345	11	13	5.203	0.070	89.23
22	40	Darragh CREAM	IRL	Aprilia RS660 - DJ Racing Aprilia	1:40.349	9	12	5.207	0.004	89.23
23	77	Oliver MORGAN-EDWARDS	GBR	Aprilia RS660 - OME Racing	1:40.782	12	13	5.640	0.433	88.84
24	23	Joe ELLIS	GBR	Aprilia RS660 - JPR	1:40.935	14	14	5.793	0.153	88.71
25	20	Jack MUIR	GBR	Aprilia RS660 - Jack Muir Racing	1:41.510	4	11	6.368	0.575	88.21
26	18	Jodie FIELDHOUSE	GBR	Aprilia RS660 - Go Pink Racing	1:43.428	12	12	8.286	1.918	86.57
27	60	Lennon DOCHERTY	GBR	Kawasaki Ninja 650 - Symcirrus Motorsport	1:43.675	9	9	8.533	0.247	86.37

QUALIFYING LAPTIME (110.0% of 1:35.142) = 1:44.656

Comments:

#11 - Lap 4 time cancelled - Exceeded track limits at T10

#56 - Lap 7 time cancelled - Course cut at T9/T10

#56 - Lap 10 time cancelled - Course cut at T9/T10

#11 - Lap 13 time cancelled - Exceeded track limits at T10

Weather / Track : Overcast / Dry

These results are provisional until the conclusion of any judicial and technical matters.

Date: 18/05/2024 Start: 09:35 Finish: 10:00

Donington Park GP: 2.4873 miles

Race Director: Stuart Higgs

S. Higgs

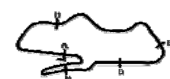
Digitally Approved at 10:10 Saturday, 18 May 2024

Stewards:

Timekeeper: Richard Evans

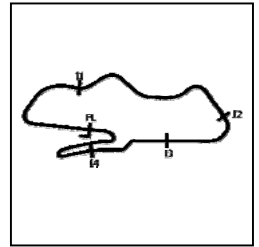
R. EVANS

Digitally Approved at 10:09 Saturday, 18 May 2024

Results can be found at www.tsl-timing.com

Printed - 10:05 Saturday, 18 May 2024

QUALIFYING - SECTOR ANALYSIS



SECTOR 1 = FL to I1, SECTOR 2 = I1 to I2, SECTOR 3 = I2 to I3, SECTOR 4 = I3 to I4, SECTOR 5 = I4 to FL, DIFF = Difference To Personal Best Lap, P = Crossed Finish Line in Pit Lane, D = Time Disallowed

P1		13		Edoardo COLOMBI		Aprilia RS660 - Gradara Corse Asd						
IDEAL LAP TIME :		1:34.732		BEST LAP TIME :		1:35.142		DIFFERENCE :		0.410		
LAP	SECTOR 1	SECTOR 2	SECTOR 3	SECTOR 4	SECTOR 5	LAP TIME	MPH	DIFF	TIME OF DAY			
1-	OUTLAP	107.0	28.223	12.833	133.9	12.404	26.981	99.8				09:37:01.509
2-	21.271	100.6	26.981	12.630	135.2	12.151	25.923	100.1	1:38.956	90.48	3.814	09:38:40.465
3-	20.760	118.1	25.882	12.373	136.1	11.942	25.053	101.0	1:36.010	93.26	0.868	09:40:16.475
4-	20.456	123.8	26.321	12.561	134.4	11.835	24.957	100.9	1:36.130	93.14	0.988	09:41:52.605
5-	20.529	120.6	26.015	12.450	133.6	11.762	24.868	100.7	1:35.624	93.64	0.482	09:43:28.229
6-	20.478	122.4	26.006	12.458	134.4	11.775	24.906	100.4	1:35.623 (3)	93.64	0.481	09:45:03.852
7-	20.546	120.6	25.937	12.458	134.2	11.811	IN PIT		1:34.097 P	95.16		09:46:37.949
8-	OUTLAP	118.3	26.181	12.426	135.2	12.105	26.409	100.0	7:39.295	19.49	6:04.153	09:54:17.244
9-	20.906	117.7	25.943	12.450	133.4	11.654	24.948	100.0	1:35.901	93.37	0.759	09:55:53.145
10-	20.503	122.4	25.912	12.545	132.1	11.721	24.547	100.3	1:35.228 (2)	94.03	0.086	09:57:28.373
11-	20.442	125.9	25.741	12.443	133.6	11.927	24.589	100.6	1:35.142 (1)	94.11		09:59:03.515
12-	20.417	124.7	25.977	14.174	98.9	12.338	24.812	101.0	1:37.718	91.63	2.576	10:00:41.233

P2		47		Richard COOPER		Triumph Daytona 660 - PHR Performance Triumph						
IDEAL LAP TIME :		1:35.777		BEST LAP TIME :		1:35.949		DIFFERENCE :		0.172		
LAP	SECTOR 1	SECTOR 2	SECTOR 3	SECTOR 4	SECTOR 5	LAP TIME	MPH	DIFF	TIME OF DAY			
1-	OUTLAP	97.2	28.341	13.089	129.5	12.422	26.678	98.6				09:36:46.036
2-	21.680	110.9	27.035	12.856	132.8	12.028	25.533	99.1	1:39.132	90.32	3.183	09:38:25.168
3-	21.224	115.7	26.593	12.749	130.0	11.934	25.235	98.2	1:37.735	91.61	1.786	09:40:02.903
4-	21.047	120.2	26.414	12.681	131.0	11.885	25.121	98.9	1:37.148	92.17	1.199	09:41:40.051
5-	22.312	113.5	27.929	12.837	131.0	11.976	IN PIT		1:40.901 P	88.74	4.952	09:43:20.952
6-	OUTLAP	111.4	27.013	12.648	131.3	11.951	25.525	98.9	6:50.966	21.78	5:15.017	09:50:11.918
7-	20.852	120.9	26.006	12.720	129.8	11.704	24.814	98.9	1:36.096 (2)	93.18	0.147	09:51:48.014
8-	20.913	122.9	26.049	12.902	129.8	12.073	25.008	99.2	1:36.945	92.36	0.996	09:53:24.959
9-	24.261	102.1	28.707	13.092	130.0	12.911	27.585	99.1	1:46.556	84.03	10.607	09:55:11.515
10-	20.791	123.3	26.041	12.532	132.1	11.650	24.935	99.4	1:35.949 (1)	93.32		09:56:47.464
11-	23.076	97.3	31.026	13.754	125.2	12.581	29.425	99.4	1:49.862	81.50	13.913	09:58:37.326
12-	20.799	122.2	26.042	12.625	131.5	11.634	25.029	99.4	1:36.129 (3)	93.15	0.180	10:00:13.455

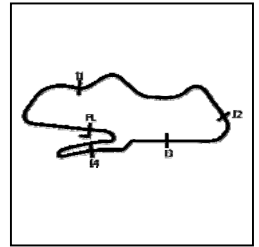
P3		34		Aaron SILVESTER		Triumph Daytona 660 - MIH Solutions / Macadam Racing Triumf						
IDEAL LAP TIME :		1:35.774		BEST LAP TIME :		1:35.990		DIFFERENCE :		0.216		
LAP	SECTOR 1	SECTOR 2	SECTOR 3	SECTOR 4	SECTOR 5	LAP TIME	MPH	DIFF	TIME OF DAY			
1-	OUTLAP	106.0	28.531	13.251	127.3	12.814	27.753	98.2				09:37:01.759
2-	20.965	106.3	26.514	12.933	128.8	12.132	25.947	97.5	1:38.491	90.91	2.501	09:38:40.250
3-	21.140	118.1	26.120	12.535	131.8	12.019	25.376	98.9	1:37.190	92.13	1.200	09:40:17.440
4-	20.723	118.7	25.948	12.565	131.3	12.028	25.297	98.3	1:36.561 (3)	92.73	0.571	09:41:54.001
5-	20.877	118.3	26.046	12.796	128.8	11.814	25.497	97.5	1:37.030	92.28	1.040	09:43:31.031
6-	20.902	121.7	26.013	12.741	127.8	12.068	25.793	98.3	1:37.517	91.82	1.527	09:45:08.548
7-	21.014	119.4	25.892	12.680	129.8	12.107	IN PIT		1:36.354 P	92.93	0.364	09:46:44.902
8-	OUTLAP	116.5	26.489	12.665	127.8	11.758	25.758	98.2	9:26.916	15.79	7:50.926	09:56:11.818
9-	20.957	109.4	26.689	12.674	128.0	11.745	25.462	97.5	1:37.527	91.81	1.537	09:57:49.345
10-	20.835	122.6	25.814	12.689	127.5	11.659	25.062	98.3	1:36.059 (2)	93.21	0.069	09:59:25.404
11-	20.781	120.4	25.810	12.658	128.0	11.694	25.047	98.3	1:35.990 (1)	93.28		10:01:01.394

MCRCB BULLETIN TK113

2024 Bennetts British Superbike Championship - Round 3

2024 Pirelli National Sportbike with Moneybarn Vehicle Finance

QUALIFYING - SECTOR ANALYSIS



SECTOR 1 = FL to I1, SECTOR 2 = I1 to I2, SECTOR 3 = I2 to I3, SECTOR 4 = I3 to I4, SECTOR 5 = I4 to FL, DIFF = Difference To Personal Best Lap, P = Crossed Finish Line in Pit Lane, D = Time Disallowed

P4		8		Ash BARNES		Yamaha YZF-R7 - Raceways Yamaha						
IDEAL LAP TIME : 1:36.197		BEST LAP TIME : 1:36.335		DIFFERENCE : 0.138								
LAP	SECTOR 1	SECTOR 2	SECTOR 3	SECTOR 4	SECTOR 5	LAP TIME	MPH	DIFF	TIME OF DAY			
1-	OUTLAP	103.4	27.672	12.882	128.5	11.993	26.490	97.9		09:37:21.234		
2-	21.431	111.6	26.920	12.745	130.0	11.803	25.807	98.2	1:38.706	90.71	2.371	09:38:59.940
3-	21.441	111.1	27.298	13.433	128.5	11.903	26.503	98.1	1:40.578	89.02	4.243	09:40:40.518
4-	21.222	114.7	26.747	12.678	129.3	11.820	25.870	98.2	1:38.337	91.05	2.002	09:42:18.855
5-	21.252	111.8	26.635	12.673	129.3	11.661	25.440	98.2	1:37.661	91.68	1.326	09:43:56.516
6-	21.132	117.3	26.309	12.596	129.3	11.710	25.380	98.3	1:37.127	92.19	0.792	09:45:33.643
7-	21.197	117.9	26.271	12.730	128.8	11.700	25.155	97.9	1:37.053	92.26	0.718	09:47:10.696
8-	21.588	116.3	27.028	12.644	130.0	11.721	25.708	97.9	1:38.689	90.73	2.354	09:48:49.385
9-	21.051	116.9	26.352	12.657	131.0	11.733	25.426	98.5	1:37.219	92.10	0.884	09:50:26.604
10-	21.096	117.5	26.167	12.649	129.5	11.570	25.127	98.3	1:36.609 (3)	92.68	0.274	09:52:03.213
11-	21.322	116.5	28.056	13.129	119.6	12.788	26.203	98.2	1:41.498	88.22	5.163	09:53:44.711
12-	21.057	119.6	26.156	12.560	130.8	11.601	25.092	98.9	1:36.466 (2)	92.82	0.131	09:55:21.177
13-	20.990	117.5	26.826	12.727	130.0	12.462	IN PIT		1:38.513 P	90.89	2.178	09:56:59.690
14-	OUTLAP	113.1	26.980	12.902	126.1	12.813	31.947	97.9	2:04.726	71.79	28.391	09:59:04.416
15-	20.984	120.0	26.047	12.637	129.0	11.631	25.036	98.5	1:36.335 (1)	92.95		10:00:40.751

P5		55		Harrison DESOY		Yamaha YZF-R7 - Rev2Race Yamaha						
IDEAL LAP TIME : 1:36.151		BEST LAP TIME : 1:36.379		DIFFERENCE : 0.228								
LAP	SECTOR 1	SECTOR 2	SECTOR 3	SECTOR 4	SECTOR 5	LAP TIME	MPH	DIFF	TIME OF DAY			
1-	OUTLAP	107.2	28.232	12.951	128.8	11.928	26.127	97.1		09:38:05.879		
2-	21.480	110.3	26.961	12.781	129.5	11.828	25.752	97.8	1:38.802	90.63	2.423	09:39:44.681
3-	21.273	112.2	26.638	12.788	129.0	11.709	25.573	97.3	1:37.981	91.38	1.602	09:41:22.662
4-	21.243	116.9	26.587	12.752	129.3	11.642	25.520	97.8	1:37.744	91.61	1.365	09:43:00.406
5-	21.206	110.1	26.736	12.735	128.8	12.078	IN PIT		1:39.337 P	90.14	2.958	09:44:39.743
6-	OUTLAP	105.5	27.427	12.678	129.0	11.750	25.755	97.9	5:10.546	28.83	3:34.167	09:49:50.289
7-	21.012	117.3	26.058	12.744	129.5	11.657	25.413	97.6	1:36.884	92.42	0.505	09:51:27.173
8-	21.026	115.5	26.049	12.659	129.3	11.657	25.354	98.2	1:36.745	92.55	0.366	09:53:03.918
9-	20.937	120.0	26.145	12.672	129.0	11.613	25.182	98.3	1:36.549 (3)	92.74	0.170	09:54:40.467
10-	20.954	119.4	26.086	12.661	129.5	11.547	25.314	98.1	1:36.562	92.73	0.183	09:56:17.029
11-	21.081	117.3	26.052	12.643	129.0	11.599	25.205	98.3	1:36.580	92.71	0.201	09:57:53.609
12-	20.886	117.9	25.961	12.664	128.3	11.610	25.259	98.5	1:36.380 (2)	92.90	0.001	09:59:29.989
13-	21.063	117.3	25.984	12.655	128.0	11.563	25.114	98.6	1:36.379 (1)	92.90		10:01:06.368

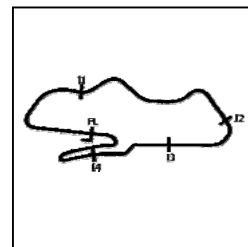
P6		17		Zak SHELTON		Aprilia RS660 - XMT Racing						
IDEAL LAP TIME : 1:36.295		BEST LAP TIME : 1:36.402		DIFFERENCE : 0.107								
LAP	SECTOR 1	SECTOR 2	SECTOR 3	SECTOR 4	SECTOR 5	LAP TIME	MPH	DIFF	TIME OF DAY			
1-	OUTLAP	97.5	29.025	12.821	135.5	12.547	27.230	96.8		09:36:48.236		
2-	21.832	110.0	27.395	12.806	129.5	11.987	26.395	98.6	1:40.415	89.17	4.013	09:38:28.651
3-	21.242	115.1	27.045	12.763	129.3	11.934	26.077	98.8	1:39.061	90.39	2.659	09:40:07.712
4-	21.166	110.3	27.335	12.688	130.0	11.973	IN PIT		1:40.480 P	89.11	4.078	09:41:48.192
5-	OUTLAP	108.9	27.113	12.713	128.8	12.224	26.152	98.9	7:50.948	19.01	6:14.546	09:49:39.140
6-	21.165	116.3	26.418	12.636	130.0	12.002	25.673	98.9	1:37.894	91.47	1.492	09:51:17.034
7-	21.040	119.8	26.272	12.864	128.5	11.760	25.910	99.4	1:37.846	91.51	1.444	09:52:54.880
8-	20.868	118.7	26.390	12.635	129.5	11.815	25.705	99.4	1:37.413 (3)	91.92	1.011	09:54:32.293
9-	21.115	120.9	27.080	12.884	127.3	11.948	26.190	99.4	1:39.217	90.25	2.815	09:56:11.510
10-	21.082	110.7	27.168	12.662	130.8	11.764	25.601	98.5	1:38.277	91.11	1.875	09:57:49.787
11-	20.843	113.7	26.107	12.571	129.8	11.624	25.330	99.5	1:36.475 (2)	92.81	0.073	09:59:26.262
12-	20.886	116.9	25.946	12.634	130.5	11.625	25.311	99.2	1:36.402 (1)	92.88		10:01:02.664

MCRCB BULLETIN TK113

2024 Bennetts British Superbike Championship - Round 3

2024 Pirelli National Sportbike with Moneybarn Vehicle Finance

QUALIFYING - SECTOR ANALYSIS



SECTOR 1 = FL to I1, SECTOR 2 = I1 to I2, SECTOR 3 = I2 to I3, SECTOR 4 = I3 to I4, SECTOR 5 = I4 to FL, DIFF = Difference To Personal Best Lap, P = Crossed Finish Line in Pit Lane, D = Time Disallowed

P7	76	Rhys STEPHENSON	Triumph Daytona 660 - Rocket Racing									
IDEAL LAP TIME : 1:36.384			BEST LAP TIME : 1:36.641			DIFFERENCE : 0.257						

LAP	SECTOR 1	SECTOR 2	SECTOR 3	SECTOR 4	SECTOR 5	LAP TIME	MPH	DIFF	TIME OF DAY
1-	OUTLAP	101.5	28.122	12.944 129.8	12.400	26.391 97.2			09:37:24.052
2-	21.724 109.1	27.395	12.706 132.1	11.975	25.800 98.6	1:39.600	89.90	2.959	09:39:03.652
3-	21.273 114.9	26.477	12.740 130.5	12.015	25.983 98.8	1:38.488	90.91	1.847	09:40:42.140
4-	21.331 111.4	26.528	12.602 131.3	11.897	25.687 99.1	1:38.045	91.33	1.404	09:42:20.185
5-	21.336 104.6	26.536	12.643 130.0	11.922	25.707 99.2	1:38.144	91.23	1.503	09:43:58.329
6-	20.839 122.2	26.103	12.648 130.0	11.765	25.595 99.2	1:36.950 (3)	92.36	0.309	09:45:35.279
7-	20.879 123.3	26.078	12.733 130.0	11.852	25.519 98.9	1:37.061	92.25	0.420	09:47:12.340
8-	20.934 122.9	26.312	12.552 131.5	11.782	25.963 99.5	1:37.543	91.80	0.902	09:48:49.883
9-	20.792 119.6	26.343	12.577 133.9	11.979	25.705 99.5	1:37.396	91.93	0.755	09:50:27.279
10-	20.869 121.1	26.007	12.583 130.3	11.755	25.601 98.9	1:36.815 (2)	92.49	0.174	09:52:04.094
11-	20.950 120.2	27.000	12.902 128.8	11.915	25.882 98.8	1:38.649	90.77	2.008	09:53:42.743
12-	21.052 122.9	26.261	12.761 129.5	11.761	25.608 99.1	1:37.443	91.89	0.802	09:55:20.186
13-	21.012 110.5	26.945	12.748 130.8	11.943	25.728 99.2	1:38.376	91.02	1.735	09:56:58.562
14-	21.732 104.5	27.151	12.856 127.5	11.981	25.871 99.5	1:39.591	89.91	2.950	09:58:38.153
15-	20.778 123.8	26.127	12.689 131.0	11.741	25.306 99.7	1:36.641 (1)	92.65		10:00:14.794

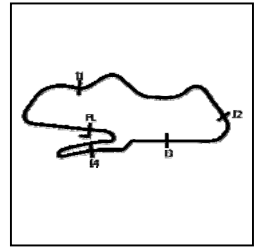
P8	25	Thomas STRUDWICK	Triumph Daytona 660 - TS Racing									
IDEAL LAP TIME : 1:36.296			BEST LAP TIME : 1:36.668			DIFFERENCE : 0.372						

LAP	SECTOR 1	SECTOR 2	SECTOR 3	SECTOR 4	SECTOR 5	LAP TIME	MPH	DIFF	TIME OF DAY
1-	OUTLAP	100.6	28.653	13.101 128.5	12.402	27.160 97.8			09:37:00.461
2-	21.857 107.3	27.094	13.046 117.1	12.261	26.288 98.3	1:40.546	89.05	3.878	09:38:41.007
3-	21.075 115.7	26.487	12.513 135.5	11.805	25.707 99.5	1:37.587	91.75	0.919	09:40:18.594
4-	21.069 115.3	26.414	12.631 131.3	11.881	25.499 99.8	1:37.494	91.84	0.826	09:41:56.088
5-	21.407 115.3	26.420	12.679 129.8	11.916	25.515 98.8	1:37.937	91.43	1.269	09:43:34.025
6-	21.002 118.1	26.279	12.790 129.3	11.761	25.236 98.9	1:37.068	92.24	0.400	09:45:11.093
7-	20.937 118.5	26.204	12.661 130.0	11.763	25.511 98.8	1:37.076	92.24	0.408	09:46:48.169
8-	21.291 117.7	26.659	12.671 132.1	11.925	25.486 99.1	1:38.032	91.34	1.364	09:48:26.201
9-	20.944 120.4	26.209	12.795 128.8	11.695	25.318 99.4	1:36.961	92.35	0.293	09:50:03.162
10-	20.837 120.0	26.195	12.747 130.3	11.751	25.347 100.0	1:36.877 (3)	92.43	0.209	09:51:40.039
11-	21.049 113.5	26.414	13.384 114.7	13.036	28.018 99.7	1:41.901	87.87	5.233	09:53:21.940
12-	20.760 118.5	26.166	12.567 132.1	11.679	25.678 99.8	1:36.850 (2)	92.45	0.182	09:54:58.790
13-	21.059 117.1	26.404	12.743 130.3	12.073	25.332 99.5	1:37.611	91.73	0.943	09:56:36.401
14-	20.890 117.1	26.259	12.740 128.8	11.723	25.310 99.8	1:36.922	92.38	0.254	09:58:13.323
15-	20.795 120.0	26.134	12.665 129.0	11.811	25.263 98.8	1:36.668 (1)	92.63		09:59:49.991
16-	20.786 122.2	26.108	12.795 128.0	11.965	25.246 99.4	1:36.900	92.40	0.232	10:01:26.891

P9	51	Rossi BANHAM	Yamaha YZF-R7 - RB Racing									
IDEAL LAP TIME : 1:36.502			BEST LAP TIME : 1:36.998			DIFFERENCE : 0.496						

LAP	SECTOR 1	SECTOR 2	SECTOR 3	SECTOR 4	SECTOR 5	LAP TIME	MPH	DIFF	TIME OF DAY	
1-	OUTLAP	95.8	28.436	13.006 130.0	12.278	26.434 97.5			09:36:45.798	
2-	21.762 110.7	27.029	12.963 129.5	12.104	25.919 99.2	1:39.777	89.74	2.779	09:38:25.575	
3-	21.410 116.5	26.717	12.770 131.3	11.799	25.614 98.6	1:38.310	91.08	1.312	09:40:03.885	
4-	21.355 117.7	26.702	12.816 130.5	11.745	25.478 98.8	1:38.096	91.28	1.098	09:41:41.981	
5-	21.439 116.5	26.639	12.764 130.3	11.825	25.450 97.8	1:38.117	91.26	1.119	09:43:20.098	
6-	21.360 116.5	26.770	12.907 129.3	11.804	25.425 97.5	1:38.266	91.12	1.268	09:44:58.364	
7-	21.260 118.1	26.533	12.837 129.5	11.760	25.322 97.6	1:37.712	91.64	0.714	09:46:36.076	
8-	21.598 106.0	27.118	12.854 129.0	11.763	IN PIT	1:39.276 P	90.19	2.278	09:48:15.352	
9-	OUTLAP	116.1	26.872	12.562 131.5	11.987	25.601 98.9	1:56.816	76.65	19.818	09:50:12.168
10-	20.979 121.5	26.121	12.760 131.0	12.127	25.095 98.2	1:37.082 (2)	92.23	0.084	09:51:49.250	
11-	21.025 120.2	26.362	12.726 129.8	11.787	25.098 98.6	1:36.998 (1)	92.31		09:53:26.248	
12-	21.150 120.4	26.437	12.829 130.0	11.748	25.354 97.6	1:37.518 (3)	91.82	0.520	09:55:03.766	
13-	21.191 117.5	26.415	12.754 130.3	11.771	26.193 96.0	1:38.324	91.07	1.326	09:56:42.090	
14-	22.000 104.2	26.641	12.780 130.5	11.891	25.532 97.3	1:38.844	90.59	1.846	09:58:20.934	
15-	21.237 118.7	26.496	12.798 129.0	11.770	25.449 98.3	1:37.750	91.60	0.752	09:59:58.684	
16-	21.177 120.9	26.561	12.925 128.3	11.791	25.145 98.1	1:37.599	91.74	0.601	10:01:36.283	

QUALIFYING - SECTOR ANALYSIS



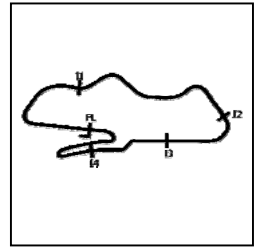
SECTOR 1 = FL to I1, SECTOR 2 = I1 to I2, SECTOR 3 = I2 to I3, SECTOR 4 = I3 to I4, SECTOR 5 = I4 to FL, DIFF = Difference To Personal Best Lap, P = Crossed Finish Line in Pit Lane, D = Time Disallowed

P10 85		Jayden MARTIN				Triumph Daytona 660 - MIH Solutions / Macadam Racing Triumph						
IDEAL LAP TIME : 1:37.033		BEST LAP TIME : 1:37.379				DIFFERENCE : 0.346						
LAP	SECTOR 1	SECTOR 2	SECTOR 3	SECTOR 4	SECTOR 5	LAP TIME	MPH	DIFF	TIME OF DAY			
1-	OUTLAP	109.1	28.519	13.190	129.3	12.869	27.978	97.5		09:37:02.168		
2-	22.277	111.6	27.119	12.847	129.3	11.970	25.750	97.9	1:39.963	89.57	2.584	09:38:42.131
3-	21.066	120.4	26.659	12.657	131.3	11.893	26.276	98.6	1:38.551	90.86	1.172	09:40:20.682
4-	21.098	111.8	27.510	12.866	132.8	11.854	25.551	97.9	1:38.879	90.55	1.500	09:41:59.561
5-	21.165	122.9	26.349	12.642	131.0	12.023	25.694	97.8	1:37.873 (2)	91.49	0.494	09:43:37.434
6-	21.621	107.5	27.205	12.805	127.8	11.980	25.854	97.6	1:39.465	90.02	2.086	09:45:16.899
7-	21.269	120.4	26.883	12.790	128.0	12.234	IN PIT		1:38.631 P	90.78	1.252	09:46:55.530
8-	OUTLAP	111.6	27.181	12.953	127.0	12.171	26.006	96.0	3:25.341	43.60	1:47.962	09:50:20.871
9-	21.228	119.6	26.484	12.863	127.3	11.932	25.520	97.2	1:38.027	91.34	0.648	09:51:58.898
10-	21.025	112.2	26.775	12.787	127.5	11.994	25.390	97.9	1:37.971 (3)	91.39	0.592	09:53:36.869
11-	21.555	104.5	27.309	12.912	128.8	11.913	25.418	96.1	1:39.107	90.35	1.728	09:55:15.976
12-	21.332	110.5	27.374	12.933	126.6	11.899	25.526	97.3	1:39.064	90.39	1.685	09:56:55.040
13-	21.240	110.5	26.842	12.800	128.0	12.228	25.683	97.8	1:38.793	90.63	1.414	09:58:33.833
14-	20.894	122.4	26.253	12.657	130.3	11.950	25.625	98.5	1:37.379 (1)	91.95		10:00:11.212

P11 28		Alfie DAVIDSON				Aprilia RS660 - IN Competition / SENCAT Aprilia						
IDEAL LAP TIME : 1:38.011		BEST LAP TIME : 1:38.035				DIFFERENCE : 0.024						
LAP	SECTOR 1	SECTOR 2	SECTOR 3	SECTOR 4	SECTOR 5	LAP TIME	MPH	DIFF	TIME OF DAY			
1-	OUTLAP	100.7	28.015	13.061	130.0	12.533	26.535	97.8				09:36:46.379
2-	21.554	108.7	27.013	12.770	134.2	12.291	25.937	99.2	1:39.565	89.93	1.530	09:38:25.944
3-	21.234	115.3	26.719	12.811	131.3	12.012	25.623	98.9	1:38.399 (3)	91.00	0.364	09:40:04.343
4-	21.258	113.3	26.522	12.760	132.8	11.943	25.552	98.2	1:38.035 (1)	91.33		09:41:42.378
5-	21.499	113.3	27.000	12.790	131.3	11.961	IN PIT		1:39.861 P	89.66	1.826	09:43:22.239
6-	OUTLAP	103.0	27.504	13.138	128.5	12.428	26.577	97.9	4:24.578	33.84	2:46.543	09:47:46.817
7-	21.401	115.3	26.949	13.034	128.5	12.400	IN PIT		1:41.787 P	87.97	3.752	09:49:28.604
8-	OUTLAP	106.1	27.261	13.113	128.5	12.117	26.221	97.6	2:04.006	72.20	25.971	09:51:32.610
9-	21.361	114.7	26.781	12.919	129.8	12.148	26.034	98.8	1:39.243	90.22	1.208	09:53:11.853
10-	21.474	112.4	27.334	13.179	128.3	12.533	IN PIT		1:41.611 P	88.12	3.576	09:54:53.464
11-	OUTLAP	103.2	27.220	13.117	129.0	12.133	26.178	98.9	1:59.223	75.10	21.188	09:56:52.687
12-	21.404	107.5	27.266	13.148	128.0	12.142	26.028	98.6	1:39.988	89.55	1.953	09:58:32.675
13-	21.268	116.7	26.565	12.909	129.5	11.948	25.646	99.7	1:38.336 (2)	91.05	0.301	10:00:11.011

P12 14		Lewis ARROWSMITH				Aprilia RS660 - Arrowsmith Racing						
IDEAL LAP TIME : 1:37.378		BEST LAP TIME : 1:38.210				DIFFERENCE : 0.832						
LAP	SECTOR 1	SECTOR 2	SECTOR 3	SECTOR 4	SECTOR 5	LAP TIME	MPH	DIFF	TIME OF DAY			
1-	OUTLAP	101.9	29.162	12.861	132.6	12.691	27.111	97.8				09:36:48.846
2-	21.840	113.1	27.735	12.968	131.8	12.328	26.017	97.2	1:40.888	88.75	2.678	09:38:29.734
3-	21.258	114.5	26.681	12.763	130.8	11.973	25.942	99.4	1:38.617 (3)	90.80	0.407	09:40:08.351
4-	21.121	114.9	26.967	12.623	132.1	12.451	25.963	98.6	1:39.125	90.33	0.915	09:41:47.476
5-	21.239	117.1	26.867	12.686	130.5	12.027	IN PIT		1:39.145 P	90.31	0.935	09:43:26.621
6-	OUTLAP	107.2	27.547	12.863	129.3	12.186	25.842	98.9	4:15.423	35.05	2:37.213	09:47:42.044
7-	21.035	116.9	26.660	12.782	131.0	12.187	26.176	98.2	1:38.840	90.59	0.630	09:49:20.884
8-	21.232	116.3	26.624	12.858	129.3	11.967	25.529	98.3	1:38.210 (1)	91.17		09:50:59.094
9-	21.291	116.9	26.821	12.793	129.5	12.060	25.730	96.8	1:38.695	90.72	0.485	09:52:37.789
10-	21.254	117.7	26.602	12.865	129.5	12.142	26.292	98.6	1:39.155	90.30	0.945	09:54:16.944
11-	21.611	113.3	26.710	12.789	129.5	12.071	26.074	99.2	1:39.255	90.21	1.045	09:55:56.199
12-	21.549	104.6	26.943	12.733	130.0	12.320	25.762	96.4	1:39.307	90.16	1.097	09:57:35.506
13-	21.272	116.9	27.332	12.791	128.8	11.973	25.281	98.6	1:38.649	90.77	0.439	09:59:14.155
14-	21.047	118.3	26.472	12.745	129.3	11.971	26.057	98.8	1:38.292 (2)	91.10	0.082	10:00:52.447

QUALIFYING - SECTOR ANALYSIS



SECTOR 1 = FL to I1, SECTOR 2 = I1 to I2, SECTOR 3 = I2 to I3, SECTOR 4 = I3 to I4, SECTOR 5 = I4 to FL, DIFF = Difference To Personal Best Lap, P = Crossed Finish Line in Pit Lane, D = Time Disallowed

P13 56		Charlie ATKINS				Kawasaki Ninja 650 - Sycmirrus Motorsport				
IDEAL LAP TIME : 1:38.190		BEST LAP TIME : 1:38.758				DIFFERENCE : 0.568				
LAP	SECTOR 1	SECTOR 2	SECTOR 3	SECTOR 4	SECTOR 5	LAP TIME	MPH	DIFF	TIME OF DAY	
1-	OUTLAP	96.6	28.648	13.338	126.1	12.996	37.956	98.6	09:39:05.822	
2-	21.638	108.5	27.105	12.935	130.0	12.397	26.363	97.9	1:40.438 (3) 89.15 1.680 09:40:46.260	
3-	21.286	108.7	27.050	12.735	131.5	12.369	28.444	97.6	1:41.884 87.88 3.126 09:42:28.144	
4-	21.318	114.9	26.785	12.740	130.8	12.091	25.857	98.9	1:38.791 (2) 90.64 0.033 09:44:06.935	
5-	21.553	103.4	27.228	13.616	110.9	14.007	IN PIT		1:42.340 P 87.49 3.582 09:45:49.275	
6-	OUTLAP	105.1	28.452	14.778	96.1	13.100	26.253	97.2	5:28.913 27.22 3:50.155 09:51:18.188	
7-	21.466	113.7	26.941	13.032	124.5	17.425	27.691	97.3	1:46.555 D 84.03 7.797 09:53:04.743	
8-	21.341	115.9	26.598	12.896	127.5	11.964	32.469	93.7	1:45.268 85.06 6.510 09:54:50.011	
9-	22.564	106.5	29.935	14.724	115.1	13.811	28.559	97.1	1:49.593 81.70 10.835 09:56:39.604	
10-	21.687	102.7	28.174	13.372	122.0	13.845	37.602	98.1	1:54.680 D 78.08 15.922 09:58:34.284	
11-	21.182	117.5	26.452	12.965	128.3	12.199	25.960	97.1	1:38.758 (1) 90.67 10:00:13.042	

P14 74		Finn SMART-WEEDEN				Aprilia RS660 - Definitive Racing				
IDEAL LAP TIME : 1:38.536		BEST LAP TIME : 1:39.182				DIFFERENCE : 0.646				
LAP	SECTOR 1	SECTOR 2	SECTOR 3	SECTOR 4	SECTOR 5	LAP TIME	MPH	DIFF	TIME OF DAY	
1-	OUTLAP	93.4	29.462	13.014	130.5	12.618	27.363	98.3	09:37:23.284	
2-	21.918	105.8	27.693	12.971	130.5	12.457	26.755	98.8	1:41.794 87.96 2.612 09:39:05.078	
3-	21.777	108.4	27.200	12.772	130.8	12.311	26.503	98.8	1:40.563 89.04 1.381 09:40:45.641	
4-	21.442	108.5	27.228	12.828	130.5	12.179	26.259	98.8	1:39.936 89.60 0.754 09:42:25.577	
5-	21.339	111.8	26.846	12.826	131.0	11.965	26.206	98.9	1:39.182 (1) 90.28 09:44:04.759	
6-	21.496	110.9	26.774	12.866	129.5	12.125	26.631	98.3	1:39.892 89.64 0.710 09:45:44.651	
7-	22.212	105.3	28.117	13.131	128.3	12.705	IN PIT		1:45.057 P 85.23 5.875 09:47:29.708	
8-	OUTLAP	97.6	30.763	13.873	113.5	13.784	29.696	97.2	5:03.713 29.48 3:24.531 09:52:33.421	
9-	21.886	110.0	27.863	13.147	129.0	12.824	27.561	97.9	1:43.281 86.69 4.099 09:54:16.702	
10-	21.680	109.8	26.616	12.781	131.8	12.044	26.139	98.6	1:39.260 (3) 90.21 0.078 09:55:55.962	
11-	21.461	111.6	26.840	12.789	129.5	12.166	26.000	98.5	1:39.256 (2) 90.21 0.074 09:57:35.218	
12-	21.428	110.7	27.902	12.797	130.8	12.101	25.844	99.5	1:40.072 89.48 0.890 09:59:15.290	
13-	44.783	86.9	30.790	15.407	101.8	14.736	28.974	95.8	2:14.690 66.48 35.508 10:01:29.980	

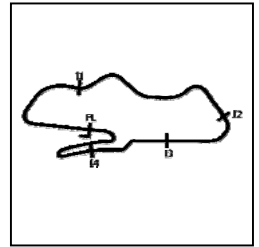
P15 11		Sean O'REILLY				Aprilia RS660 - Moto Muzzi Racing Aprilia				
IDEAL LAP TIME : 1:38.935		BEST LAP TIME : 1:39.328				DIFFERENCE : 0.393				
LAP	SECTOR 1	SECTOR 2	SECTOR 3	SECTOR 4	SECTOR 5	LAP TIME	MPH	DIFF	TIME OF DAY	
1-	OUTLAP	102.7	28.958	13.451	122.0	13.195	26.777	93.8	09:38:36.809	
2-	21.931	114.9	27.117	13.094	126.6	12.490	26.641	95.1	1:41.273 88.41 1.945 09:40:18.082	
3-	21.704	111.2	26.658	12.967	126.3	12.503	26.390	95.1	1:40.222 89.34 0.894 09:41:58.304	
4-	21.555	120.0	26.596	13.085	126.1	12.636	26.386	94.7	1:40.258 D 89.31 0.930 09:43:38.562	
5-	21.430	119.8	27.179	12.870	128.0	12.390	26.197	94.6	1:40.066 89.48 0.738 09:45:18.628	
6-	21.484	120.4	26.728	12.971	125.2	12.451	26.249	94.3	1:39.883 (2) 89.64 0.555 09:46:58.511	
7-	21.535	118.7	26.825	13.160	125.2	12.311	IN PIT		1:43.110 P 86.84 3.782 09:48:41.621	
8-	OUTLAP	113.9	27.640	13.300	124.9	12.692	26.717	88.6	2:56.011 50.87 1:16.683 09:51:37.632	
9-	21.838	117.3	26.825	13.011	125.4	12.308	26.123	94.3	1:40.105 89.45 0.777 09:53:17.737	
10-	22.232	118.1	27.004	12.931	129.5	12.488	25.975	95.5	1:40.630 88.98 1.302 09:54:58.367	
11-	21.624	113.3	26.753	12.930	126.8	12.364	26.274	95.5	1:39.945 (3) 89.59 0.617 09:56:38.312	
12-	21.457	119.8	26.627	13.022	125.9	12.491	25.731	96.1	1:39.328 (1) 90.15 09:58:17.640	
13-	21.714	107.8	26.929	13.049	125.2	12.374	26.151	93.7	1:40.217 D 89.35 0.889 09:59:57.857	
14-	21.592	121.5	26.765	13.235	124.0	12.524	26.016	96.0	1:40.132 89.42 0.804 10:01:37.989	

MCRCB BULLETIN TK113

2024 Bennetts British Superbike Championship - Round 3

2024 Pirelli National Sportbike with Moneybarn Vehicle Finance

QUALIFYING - SECTOR ANALYSIS



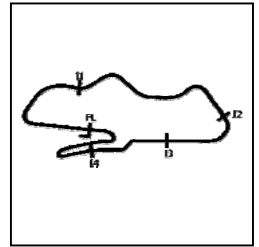
SECTOR 1 = FL to I1, SECTOR 2 = I1 to I2, SECTOR 3 = I2 to I3, SECTOR 4 = I3 to I4, SECTOR 5 = I4 to FL, DIFF = Difference To Personal Best Lap, P = Crossed Finish Line in Pit Lane, D = Time Disallowed

P16		4		Jack SMITH		Aprilia RS660 - Woodland Racing						
IDEAL LAP TIME : 1:38.999		BEST LAP TIME : 1:39.458		DIFFERENCE : 0.459								
LAP	SECTOR 1	SECTOR 2	SECTOR 3	SECTOR 4	SECTOR 5	LAP TIME	MPH	DIFF	TIME OF DAY			
1-	OUTLAP	92.4	28.946	13.039	131.0	13.016	27.270	98.2		09:36:48.666		
2-	21.824	108.9	28.181	12.848	132.6	12.803	26.573	98.8	1:42.229	87.59	2.771	09:38:30.895
3-	21.429	109.2	27.218	12.805	130.8	12.165	26.064	98.5	1:39.681 (2)	89.83	0.223	09:40:10.576
4-	21.314	110.3	27.027	12.863	130.0	12.305	26.384	94.6	1:39.893	89.64	0.435	09:41:50.469
5-	21.834	101.3	28.207	13.576	117.1	13.352	IN PIT		1:45.235 P	85.09	5.777	09:43:35.704
6-	OUTLAP	95.5	29.202	13.431	127.0	12.813	26.933	96.9	6:22.359	23.41	4:42.901	09:49:58.063
7-	21.545	109.1	27.334	13.019	128.8	12.252	25.883	97.8	1:40.033	89.51	0.575	09:51:38.096
8-	21.678	109.4	26.982	12.804	131.8	12.212	26.165	98.6	1:39.841 (3)	89.68	0.383	09:53:17.937
9-	21.527	112.7	27.045	12.911	132.6	12.241	25.734	97.8	1:39.458 (1)	90.03		09:54:57.395
10-	21.506	111.4	27.144	12.914	129.8	12.452	25.954	97.9	1:39.970	89.57	0.512	09:56:37.365
11-	21.412	110.9	27.284	12.856	128.5	12.886	IN PIT		1:39.405 P	90.08		09:58:16.770
12-	OUTLAP	109.1	27.476	12.965	129.0	14.025	34.236	68.6	2:03.348	72.59	23.890	10:00:20.118

P17		61		Cameron HARRIS		Aprilia RS660 - Harris Racing / PW Gates						
IDEAL LAP TIME : 1:39.315		BEST LAP TIME : 1:39.616		DIFFERENCE : 0.301								
LAP	SECTOR 1	SECTOR 2	SECTOR 3	SECTOR 4	SECTOR 5	LAP TIME	MPH	DIFF	TIME OF DAY			
1-	OUTLAP	98.9	28.671	13.256	125.2	13.150	26.688	96.1		09:37:23.725		
2-	21.975	107.5	27.720	13.070	126.6	12.764	26.327	96.8	1:41.856	87.91	2.240	09:39:05.581
3-	21.706	111.4	27.026	13.218	125.4	12.601	26.403	97.8	1:40.954	88.69	1.338	09:40:46.535
4-	21.387	110.0	27.416	12.970	130.8	12.610	25.921	95.7	1:40.304 (3)	89.27	0.688	09:42:26.839
5-	21.556	114.5	26.990	13.034	126.3	12.286	25.750	97.5	1:39.616 (1)	89.88		09:44:06.455
6-	21.797	107.5	27.258	13.328	124.7	12.455	26.008	96.4	1:40.846	88.79	1.230	09:45:47.301
7-	21.629	116.3	27.351	13.161	125.2	12.580	26.449	94.9	1:41.170	88.50	1.554	09:47:28.471
8-	21.928	113.3	28.044	13.809	123.1	13.462	IN PIT		1:50.104 P	81.32	10.488	09:49:18.575
9-	OUTLAP	79.9	29.118	13.383	124.7	12.572	26.096	96.6	4:04.721	36.59	2:25.105	09:53:23.296
10-	21.452	114.5	26.922	13.176	124.9	12.627	29.449	96.2	1:43.626	86.41	4.010	09:55:06.922
11-	21.553	114.5	27.055	13.203	124.9	12.455	26.034	96.4	1:40.300 (2)	89.27	0.684	09:56:47.222
12-	21.616	111.1	28.420	17.965	85.1	26.824	IN PIT		2:12.182 P	67.74	32.566	09:58:59.404

P18		44		Sam GREEN		Aprilia RS660 - Bruce Racing						
IDEAL LAP TIME : 1:39.635		BEST LAP TIME : 1:40.102		DIFFERENCE : 0.467								
LAP	SECTOR 1	SECTOR 2	SECTOR 3	SECTOR 4	SECTOR 5	LAP TIME	MPH	DIFF	TIME OF DAY			
1-	OUTLAP	97.3	27.727	13.038	129.3	12.922	28.026	93.2		09:37:24.934		
2-	22.341	108.4	27.378	13.041	129.5	12.782	26.933	96.9	1:42.475	87.38	2.373	09:39:07.409
3-	22.177	104.8	27.167	13.030	128.8	12.582	26.431	96.2	1:41.387	88.31	1.285	09:40:48.796
4-	21.947	105.8	27.117	12.994	128.8	12.395	26.259	95.8	1:40.712	88.91	0.610	09:42:29.508
5-	21.944	112.9	27.594	13.244	125.4	12.960	26.172	97.1	1:41.914	87.86	1.812	09:44:11.422
6-	21.820	113.9	27.026	12.985	128.8	12.366	25.905	97.8	1:40.102 (1)	89.45		09:45:51.524
7-	21.792	113.9	27.248	13.097	127.3	12.451	26.117	95.8	1:40.705	88.91	0.603	09:47:32.229
8-	22.032	111.1	27.029	13.266	127.3	12.523	IN PIT		1:49.185 P	82.01	9.083	09:49:21.414
9-	OUTLAP	110.5	27.465	13.154	128.0	12.592	33.294	96.9	4:02.615	36.90	2:22.513	09:53:24.029
10-	21.780	118.7	27.790	13.204	126.3	12.412	25.992	96.4	1:41.178	88.50	1.076	09:55:05.207
11-	22.028	111.6	27.079	13.014	128.5	12.354	25.971	96.9	1:40.446 (3)	89.14	0.344	09:56:45.653
12-	21.832	108.4	26.872	13.001	128.0	12.267	26.858	96.8	1:40.830	88.80	0.728	09:58:26.483
13-	21.606	115.1	26.976	13.146	125.9	12.422	26.238	95.8	1:40.388 (2)	89.19	0.286	10:00:06.871

QUALIFYING - SECTOR ANALYSIS



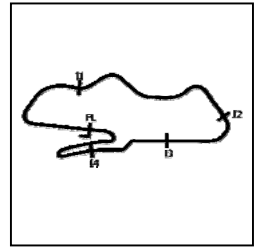
SECTOR 1 = FL to I1, SECTOR 2 = I1 to I2, SECTOR 3 = I2 to I3, SECTOR 4 = I3 to I4, SECTOR 5 = I4 to FL, DIFF = Difference To Personal Best Lap, P = Crossed Finish Line in Pit Lane, D = Time Disallowed

P19 66		Katie HAND					Triumph Daytona 660 - MIH Solutions / Macadam Racing Triumf					
IDEAL LAP TIME : 1:40.054		BEST LAP TIME : 1:40.116					DIFFERENCE : 0.062					
LAP	SECTOR 1	SECTOR 2	SECTOR 3	SECTOR 4	SECTOR 5	LAP TIME	MPH	DIFF	TIME OF DAY			
1-	OUTLAP	84.4	29.961	13.277	130.3	13.246	27.640	98.5		09:36:55.016		
2-	22.333	107.7	28.178	13.093	131.8	12.817	26.995	99.5	1:43.416	86.58	3.300	09:38:38.432
3-	21.832	111.1	27.802	12.911	133.4	12.479	26.439	100.4	1:41.463	88.25	1.347	09:40:19.895
4-	21.717	111.6	27.501	12.914	132.3	12.577	26.284	100.1	1:40.993	88.66	0.877	09:42:00.888
5-	21.843	109.1	27.586	12.836	132.8	12.444	26.371	99.8	1:41.080	88.58	0.964	09:43:41.968
6-	21.714	108.5	28.009	12.956	130.0	12.604	26.335	99.2	1:41.618	88.11	1.502	09:45:23.586
7-	21.714	110.9	27.404	12.923	130.0	12.514	26.230	99.1	1:40.785 (3)	88.84	0.669	09:47:04.371
8-	21.676	112.2	27.328	12.912	130.3	12.414	26.217	99.4	1:40.547 (2)	89.05	0.431	09:48:44.918
9-	21.575	112.2	27.482	13.141	128.5	12.990	IN PIT		1:42.394 P	87.45	2.278	09:50:27.312
10-	OUTLAP	99.7	28.859	13.206	129.5	12.843	26.899	98.1	3:41.185	40.48	2:01.069	09:54:08.497
11-	21.782	112.0	27.534	12.971	130.0	12.451	26.609	98.6	1:41.347	88.35	1.231	09:55:49.844
12-	21.656	110.7	27.625	13.010	130.0	12.606	26.418	98.9	1:41.315	88.38	1.199	09:57:31.159
13-	21.737	114.5	27.337	12.985	129.5	12.502	26.334	98.9	1:40.895	88.75	0.779	09:59:12.054
14-	21.556	113.5	27.228	12.898	129.5	12.410	26.024	99.1	1:40.116 (1)	89.44		10:00:52.170

P20 69		Joshua PROUDFOOT					Yamaha YZF-R7 - Rev2Race Yamaha					
IDEAL LAP TIME : 1:40.152		BEST LAP TIME : 1:40.275					DIFFERENCE : 0.123					
LAP	SECTOR 1	SECTOR 2	SECTOR 3	SECTOR 4	SECTOR 5	LAP TIME	MPH	DIFF	TIME OF DAY			
1-	OUTLAP	96.4	28.930	13.562	125.2	12.975	27.918	95.7				09:38:56.689
2-	22.853	99.1	28.315	13.433	124.9	12.703	27.288	95.8	1:44.592	85.61	4.317	09:40:41.281
3-	22.125	107.5	27.554	13.148	125.9	12.489	26.579	96.0	1:41.895	87.87	1.620	09:42:23.176
4-	22.358	99.4	27.974	13.221	126.3	12.541	26.817	96.1	1:42.911	87.01	2.636	09:44:06.087
5-	22.357	102.9	27.652	13.209	125.9	12.545	IN PIT		1:42.166 P	87.64	1.891	09:45:48.253
6-	OUTLAP	100.0	28.266	13.476	121.3	12.723	27.119	96.5	4:24.502	33.85	2:44.227	09:50:12.755
7-	21.985	105.6	27.975	13.212	124.7	12.311	26.511	95.5	1:41.994	87.79	1.719	09:51:54.749
8-	22.105	102.9	27.558	13.153	124.7	12.278	26.353	96.8	1:41.447	88.26	1.172	09:53:36.196
9-	22.044	104.5	27.341	13.126	125.4	12.265	26.269	94.7	1:41.045	88.61	0.770	09:55:17.241
10-	21.881	104.0	27.345	13.113	124.9	12.237	26.333	94.6	1:40.909 (2)	88.73	0.634	09:56:58.150
11-	21.975	104.8	27.097	13.157	124.0	12.343	26.407	96.8	1:40.979 (3)	88.67	0.704	09:58:39.129
12-	21.738	107.8	27.064	13.222	123.5	12.251	26.000	95.0	1:40.275 (1)	89.29		10:00:19.404

P21 6		Jack KNIGHTS					Aprilia RS660 - BlueMotion Racing					
IDEAL LAP TIME : 1:39.919		BEST LAP TIME : 1:40.345					DIFFERENCE : 0.426					
LAP	SECTOR 1	SECTOR 2	SECTOR 3	SECTOR 4	SECTOR 5	LAP TIME	MPH	DIFF	TIME OF DAY			
1-	OUTLAP	92.3	30.775	14.033	120.6	13.040	28.373	93.4				09:37:14.422
2-	22.799	98.3	28.875	13.287	123.8	12.560	IN PIT		1:45.827 P	84.61	5.482	09:39:00.249
3-	OUTLAP	104.0	27.988	13.218	124.0	12.730	26.891	95.3	2:41.353	55.49	1:01.008	09:41:41.602
4-	22.132	112.7	27.527	12.973	126.6	12.369	26.839	94.2	1:41.840	87.92	1.495	09:43:23.442
5-	22.014	114.1	27.429	13.097	123.3	12.584	26.446	95.3	1:41.570	88.16	1.225	09:45:05.012
6-	21.780	113.9	27.611	13.202	122.6	12.512	26.714	94.5	1:41.819	87.94	1.474	09:46:46.831
7-	21.749	111.4	27.055	13.062	123.3	12.470	26.167	95.0	1:40.503 (2)	89.09	0.158	09:48:27.334
8-	21.579	114.7	27.046	13.112	123.3	12.445	26.808	94.1	1:40.990 (3)	88.66	0.645	09:50:08.324
9-	22.232	107.0	27.899	13.210	123.1	12.706	IN PIT		1:44.581 P	85.62	4.236	09:51:52.905
10-	OUTLAP	90.6	27.855	13.017	124.0	12.736	26.550	95.1	2:54.207	51.40	1:13.862	09:54:47.112
11-	21.607	118.1	27.051	12.992	123.5	12.356	26.339	94.9	1:40.345 (1)	89.23		09:56:27.457
12-	21.762	109.2	27.528	13.016	123.1	12.434	26.419	94.7	1:41.159	88.51	0.814	09:58:08.616
13-	21.729	117.1	26.926	13.039	123.5	12.274	IN PIT		1:44.306 P	85.84	3.961	09:59:52.922

QUALIFYING - SECTOR ANALYSIS



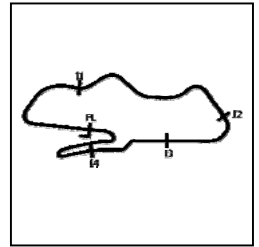
SECTOR 1 = FL to I1, SECTOR 2 = I1 to I2, SECTOR 3 = I2 to I3, SECTOR 4 = I3 to I4, SECTOR 5 = I4 to FL, DIFF = Difference To Personal Best Lap, P = Crossed Finish Line in Pit Lane, D = Time Disallowed

P22 40		Darragh CREAN				Aprilia RS660 - DJ Racing Aprilia						
IDEAL LAP TIME : 1:39.984		BEST LAP TIME : 1:40.349				DIFFERENCE : 0.365						
LAP	SECTOR 1	SECTOR 2	SECTOR 3	SECTOR 4	SECTOR 5	LAP TIME	MPH	DIFF	TIME OF DAY			
1-	OUTLAP	101.5	28.853	13.049	130.0	12.817	26.880	96.1		09:36:47.625		
2-	22.262	106.0	28.387	12.935	128.8	13.130	IN PIT		1:42.749 P 87.14	2.400	09:38:30.374	
3-	OUTLAP	104.5	28.104	13.054	128.8	12.624	26.329	98.2	4:25.906	33.67	2:45.557	09:42:56.280
4-	21.879	108.9	27.939	13.070	127.5	12.391	26.179	98.1	1:41.458 (2)	88.25	1.109	09:44:37.738
5-	22.196	107.3	27.635	13.062	128.0	12.402	27.456	97.9	1:42.751	87.14	2.402	09:46:20.489
6-	21.969	107.5	27.409	13.065	128.8	13.064	26.277	98.2	1:41.784 (3)	87.97	1.435	09:48:02.273
7-	22.370	101.6	28.243	13.305	128.0	12.853	IN PIT		1:43.497 P	86.51	3.148	09:49:45.770
8-	OUTLAP	106.1	27.436	12.954	129.0	12.314	25.781	97.6	4:01.543	37.07	2:21.194	09:53:47.313
9-	21.631	109.6	27.432	12.948	129.0	12.244	26.094	98.2	1:40.349 (1)	89.23		09:55:27.662
10-	21.615	109.2	27.675	12.999	128.5	12.343	28.864	96.9	1:43.496	86.51	3.147	09:57:11.158
11-	22.112	104.6	28.080	13.100	128.0	12.474	26.600	97.5	1:42.366	87.47	2.017	09:58:53.524
12-	21.956	106.3	28.219	14.167	111.6	14.237	IN PIT		1:49.923 P	81.46	9.574	10:00:43.447

P23 77		Oliver MORGAN-EDWARDS				Aprilia RS660 - OME Racing						
IDEAL LAP TIME : 1:40.541		BEST LAP TIME : 1:40.782				DIFFERENCE : 0.241						
LAP	SECTOR 1	SECTOR 2	SECTOR 3	SECTOR 4	SECTOR 5	LAP TIME	MPH	DIFF	TIME OF DAY			
1-	OUTLAP	97.5	29.058	13.044	127.5	13.267	27.157	95.7				09:36:49.386
2-	22.042	110.5	28.046	13.012	128.3	12.606	27.021	95.0	1:42.727	87.16	1.945	09:38:32.113
3-	21.998	109.4	27.672	13.161	126.8	12.590	26.360	95.7	1:41.781	87.97	0.999	09:40:13.894
4-	21.993	109.8	27.567	13.196	127.0	12.495	26.327	95.4	1:41.578 (3)	88.15	0.796	09:41:55.472
5-	21.912	111.1	27.487	13.042	127.0	12.658	26.382	95.3	1:41.481 (2)	88.23	0.699	09:43:36.953
6-	22.249	99.4	27.755	13.081	125.4	12.742	IN PIT		1:42.618 P	87.26	1.836	09:45:19.571
7-	OUTLAP	107.0	27.735	13.199	125.9	12.725	26.712	95.5	5:09.281	28.95	3:28.499	09:50:28.852
8-	21.887	114.7	27.458	13.225	125.2	12.686	26.324	94.9	1:41.580	88.15	0.798	09:52:10.432
9-	22.156	111.8	28.303	13.314	125.4	12.497	26.387	94.9	1:42.657	87.22	1.875	09:53:53.089
10-	22.032	112.4	27.694	13.388	124.0	12.877	IN PIT		1:44.843 P	85.40	4.061	09:55:37.932
11-	OUTLAP	108.4	27.519	13.173	125.9	12.488	26.491	95.3	2:00.832	74.10	20.050	09:57:38.764
12-	21.797	114.5	27.165	13.169	124.9	12.572	26.079	95.8	1:40.782 (1)	88.84		09:59:19.546
13-	22.245	111.2	27.839	13.669	122.6	12.688	26.501	95.0	1:42.942	86.98	2.160	10:01:02.488

P24 23		Joe ELLIS				Aprilia RS660 - JPR						
IDEAL LAP TIME : 1:40.616		BEST LAP TIME : 1:40.935				DIFFERENCE : 0.319						
LAP	SECTOR 1	SECTOR 2	SECTOR 3	SECTOR 4	SECTOR 5	LAP TIME	MPH	DIFF	TIME OF DAY			
1-	OUTLAP	89.3	32.878	15.054	122.2	14.397	32.383	88.5				09:37:04.876
2-	24.591	94.6	29.798	14.585	122.9	13.282	29.369	93.0	1:51.625	80.21	10.690	09:38:56.501
3-	23.300	98.8	28.732	13.611	125.2	13.217	28.650	94.3	1:47.510	83.28	6.575	09:40:44.011
4-	22.669	105.5	28.502	13.087	128.3	12.804	27.983	95.8	1:45.045	85.24	4.110	09:42:29.056
5-	22.135	111.6	27.722	13.314	125.4	13.170	27.379	95.8	1:43.720	86.33	2.785	09:44:12.776
6-	22.087	110.0	27.515	13.377	124.2	12.623	27.270	94.7	1:42.872	87.04	1.937	09:45:55.648
7-	22.166	104.2	27.975	13.452	123.5	12.618	27.098	94.9	1:43.309	86.67	2.374	09:47:38.957
8-	22.009	109.2	27.549	13.205	124.7	12.488	27.041	96.5	1:42.292	87.53	1.357	09:49:21.249
9-	21.719	112.4	27.217	13.239	125.2	12.468	26.529	95.5	1:41.172 (2)	88.50	0.237	09:51:02.421
10-	21.987	106.5	27.191	13.209	124.7	12.660	26.727	96.2	1:41.774	87.98	0.839	09:52:44.195
11-	22.581	106.1	27.969	13.738	122.4	13.288	IN PIT		1:47.087 P	83.61	6.152	09:54:31.282
12-	OUTLAP	91.0	28.811	13.456	125.2	12.870	27.090	94.3	2:53.099	51.73	1:12.164	09:57:24.381
13-	21.967	112.5	27.143	13.114	124.9	12.433	26.612	96.5	1:41.269 (3)	88.42	0.334	09:59:05.650
14-	21.714	113.5	26.993	13.270	123.5	12.569	26.389	96.2	1:40.935 (1)	88.71		10:00:46.585

QUALIFYING - SECTOR ANALYSIS



SECTOR 1 = FL to I1, SECTOR 2 = I1 to I2, SECTOR 3 = I2 to I3, SECTOR 4 = I3 to I4, SECTOR 5 = I4 to FL, DIFF = Difference To Personal Best Lap, P = Crossed Finish Line in Pit Lane, D = Time Disallowed

P25 20		Jack MUIR					Aprilia RS660 - Jack Muir Racing					
IDEAL LAP TIME : 1:40.883		BEST LAP TIME : 1:41.510					DIFFERENCE : 0.627					
LAP	SECTOR 1	SECTOR 2	SECTOR 3	SECTOR 4	SECTOR 5	LAP TIME	MPH	DIFF	TIME OF DAY			
1-	OUTLAP	91.6	29.286	13.080	126.6	13.149	27.643	96.0		09:36:53.510		
2-	22.192	103.7	27.914	13.174	127.0	13.202	27.289	93.7	1:43.771	86.29	2.261	09:38:37.281
3-	22.099	106.0	27.257	12.911	129.8	12.533	27.069	96.6	1:41.869 (3)	87.90	0.359	09:40:19.150
4-	21.691	107.7	27.250	13.054	128.8	12.725	26.790	97.3	1:41.510 (1)	88.21		09:42:00.660
5-	21.763	110.0	27.305	12.894	129.0	12.807	27.376	96.8	1:42.145	87.66	0.635	09:43:42.805
6-	21.966	108.4	27.182	12.812	131.0	12.931	27.276	96.8	1:42.167	87.64	0.657	09:45:24.972
7-	21.918	110.3	27.287	13.108	126.6	12.812	27.175	96.0	1:42.300	87.53	0.790	09:47:07.272
8-	22.171	105.1	27.743	13.252	126.8	12.750	IN PIT		1:43.377 P	86.61	1.867	09:48:50.649
9-	OUTLAP	106.0	27.939	12.991	129.0	12.559	26.932	96.9	2:43.507	54.76	1:01.997	09:51:34.156
10-	21.579	112.0	27.954	12.869	128.0	12.755	27.988	96.2	1:43.145	86.81	1.635	09:53:17.301
11-	21.784	109.4	27.205	12.993	128.8	12.729	27.002	96.8	1:41.713 (2)	88.03	0.203	09:54:59.014

P26 18		Jodie FIELDHOUSE					Aprilia RS660 - Go Pink Racing					
IDEAL LAP TIME : 1:43.428		BEST LAP TIME : 1:43.428					DIFFERENCE : 0.000					
LAP	SECTOR 1	SECTOR 2	SECTOR 3	SECTOR 4	SECTOR 5	LAP TIME	MPH	DIFF	TIME OF DAY			
1-	OUTLAP	83.6	31.612	13.843	124.9	13.721	28.792	94.6		09:36:58.712		
2-	23.806	88.8	29.874	13.451	126.6	13.239	27.816	96.2	1:48.186	82.76	4.758	09:38:46.898
3-	23.206	95.5	29.051	13.504	126.3	13.141	27.392	95.3	1:46.294	84.24	2.866	09:40:33.192
4-	22.993	96.2	28.833	13.360	126.3	12.978	27.366	96.0	1:45.530	84.85	2.102	09:42:18.722
5-	22.802	98.8	29.076	13.328	126.1	13.147	IN PIT		1:47.920 P	82.97	4.492	09:44:06.642
6-	OUTLAP	85.2	31.157	13.846	124.7	13.721	IN PIT		4:56.947 P	30.15	3:13.519	09:49:03.589
7-	OUTLAP	88.4	30.140	13.611	125.2	13.155	27.711	93.8	2:23.588	62.36	40.160	09:51:27.177
8-	22.888	100.0	28.536	13.376	124.9	13.109	27.339	96.1	1:45.248	85.07	1.820	09:53:12.425
9-	22.740	101.3	28.463	13.312	125.6	12.859	27.206	95.4	1:44.580 (3)	85.62	1.152	09:54:57.005
10-	22.635	105.6	28.291	13.200	127.0	12.939	27.292	95.8	1:44.357 (2)	85.80	0.929	09:56:41.362
11-	22.666	100.0	28.300	13.356	123.8	13.149	27.471	95.5	1:44.942	85.32	1.514	09:58:26.304
12-	22.329	104.0	28.064	13.145	125.2	12.824	27.066	96.4	1:43.428 (1)	86.57		10:00:09.732

P27 60		Lennon DOCHERTY					Kawasaki Ninja 650 - Sycmirrus Motorsport					
IDEAL LAP TIME : 1:43.465		BEST LAP TIME : 1:43.675					DIFFERENCE : 0.210					
LAP	SECTOR 1	SECTOR 2	SECTOR 3	SECTOR 4	SECTOR 5	LAP TIME	MPH	DIFF	TIME OF DAY			
1-	OUTLAP	84.6	36.542	16.116	103.8	15.756	33.160	77.2		09:41:16.870		
2-	29.110	85.5	34.127	15.483	106.5	14.954	35.333	77.4	2:09.007	69.41	25.332	09:43:25.877
3-	31.819	90.9	37.951	15.222	106.1	15.240	IN PIT		2:12.536 P	67.56	28.861	09:45:38.413
4-	OUTLAP	97.3	29.983	14.211	116.5	13.443	28.902	83.8	6:04.398	24.57	4:20.723	09:51:42.811
5-	23.163	106.1	28.634	13.539	120.2	12.894	27.091	92.9	1:45.321	85.02	1.646	09:53:28.132
6-	22.745	107.5	28.421	13.310	121.5	12.799	27.283	93.3	1:44.558 (3)	85.64	0.883	09:55:12.690
7-	22.668	104.8	28.758	13.875	115.9	12.856	27.254	91.3	1:45.411	84.94	1.736	09:56:58.101
8-	22.575	103.5	27.967	13.267	120.9	12.751	27.119	92.8	1:43.679 (2)	86.36	0.004	09:58:41.780
9-	22.524	108.4	27.938	13.477	118.3	12.694	27.042	92.5	1:43.675 (1)	86.37		10:00:25.455

MCRCB BULLETIN TK114

2024 Bennetts British Superbike Championship - Round 3

2024 Pirelli National Sportbike with Moneybarn Vehicle Finance

QUALIFYING - BEST SECTORS

SECTOR 1		SECTOR 2		SECTOR 3		SECTOR 4		SECTOR 5		IDEAL / BEST COMPARISON											
POS	NO	TIME	NO	TIME	NO	TIME	NO	TIME	NO	TIME	POS	NO	NAME	IDEAL	BEST	DIFF					
														PERFECT LAP	1:34.625						
1	13	COL	20.417	13	COL	25.741	13	COL	12.373	55	DES	11.547	13	COL	24.547	1	13	COLOMBI	1:34.732	1:35.142	0.410
2	34	SIL	20.723	34	SIL	25.810	25	STR	12.513	8	BAR	11.570	47	COO	24.814	2	34	SILVESTER	1:35.774	1:35.990	0.216
3	25	STR	20.760	17	SHE	25.946	47	COO	12.532	17	SHE	11.624	8	BAR	25.036	3	47	COOPER	1:35.777	1:35.949	0.172
4	76	STE	20.778	55	DES	25.961	34	SIL	12.535	47	COO	11.634	34	SIL	25.047	4	55	DESSOY	1:36.151	1:36.379	0.228
5	47	COO	20.791	47	COO	26.006	76	STE	12.552	13	COL	11.654	51	BAN	25.095	5	8	BARNES	1:36.197	1:36.335	0.138
6	17	SHE	20.843	76	STE	26.007	8	BAR	12.560	34	SIL	11.659	55	DES	25.114	6	17	SHELTON	1:36.295	1:36.402	0.107
7	55	DES	20.886	8	BAR	26.047	51	BAN	12.562	25	STR	11.679	25	STR	25.236	7	25	STRUDWICK	1:36.296	1:36.668	0.372
8	85	MAR	20.894	25	STR	26.108	17	SHE	12.571	76	STE	11.741	14	ARR	25.281	8	76	STEPHENSON	1:36.384	1:36.641	0.257
9	51	BAN	20.979	51	BAN	26.121	14	ARR	12.623	51	BAN	11.745	76	STE	25.306	9	51	BANHAM	1:36.502	1:36.998	0.496
10	8	BAR	20.984	85	MAR	26.253	85	MAR	12.642	85	MAR	11.854	17	SHE	25.311	10	85	MARTIN	1:37.033	1:37.379	0.346
11	14	ARR	21.035	56	ATK	26.452	55	DES	12.643	28	DAV	11.943	85	MAR	25.390	11	14	ARROWSMITH	1:37.378	1:38.210	0.832
12	56	ATK	21.182	14	ARR	26.472	56	ATK	12.735	56	ATK	11.964	28	DAV	25.552	12	28	DAVIDSON	1:38.011	1:38.035	0.024
13	28	DAV	21.234	28	DAV	26.522	28	DAV	12.760	74	SMA	11.965	11	O'R	25.731	13	56	ATKINS	1:38.190	1:38.758	0.568
14	4	SMI	21.314	11	O'R	26.596	74	SMA	12.772	14	ARR	11.967	4	SMI	25.734	14	74	SMART-WEEDEN	1:38.536	1:39.182	0.646
15	74	SMA	21.339	74	SMA	26.616	4	SMI	12.804	4	SMI	12.165	61	HAR	25.750	15	11	O'REILLY	1:38.935	1:39.328	0.393
16	61	HAR	21.387	44	GRE	26.872	20	MUI	12.812	69	PRO	12.237	40	CRE	25.781	16	4	SMITH	1:38.999	1:39.458	0.459
17	11	O'R	21.430	61	HAR	26.922	66	HAN	12.836	40	CRE	12.244	74	SMA	25.844	17	61	HARRIS	1:39.315	1:39.616	0.301
18	66	HAN	21.556	6	KNI	26.926	11	O'R	12.870	44	GRE	12.267	56	ATK	25.857	18	44	GREEN	1:39.635	1:40.102	0.467
19	20	MUI	21.566	4	SMI	26.982	40	CRE	12.935	6	KNI	12.274	44	GRE	25.905	19	6	KNIGHTS	1:39.919	1:40.345	0.426
20	6	KNI	21.579	23	ELL	26.993	61	HAR	12.970	61	HAR	12.286	69	PRO	26.000	20	40	CREAN	1:39.984	1:40.349	0.365
21	44	GRE	21.606	69	PRO	27.064	6	KNI	12.973	11	O'R	12.308	66	HAN	26.024	21	66	HAND	1:40.054	1:40.116	0.062
22	40	CRE	21.615	77	MOR	27.165	44	GRE	12.985	66	HAN	12.410	77	MOR	26.079	22	69	PROUDFOOT	1:40.152	1:40.275	0.123
23	23	ELL	21.714	20	MUI	27.182	77	MOR	13.012	23	ELL	12.433	6	KNI	26.167	23	77	MORGAN-EDWARDS	1:40.541	1:40.782	0.241
24	69	PRO	21.738	66	HAN	27.228	23	ELL	13.087	77	MOR	12.488	23	ELL	26.389	24	23	ELLIS	1:40.616	1:40.935	0.319
25	77	MOR	21.797	40	CRE	27.409	69	PRO	13.113	20	MUI	12.533	20	MUI	26.790	25	20	MUIR	1:40.883	1:41.510	0.627
26	18	FIE	22.329	60	DOC	27.938	18	FIE	13.145	60	DOC	12.694	60	DOC	27.042	26	18	FIELDHOUSE	1:43.428	1:43.428	0.000
27	60	DOC	22.524	18	FIE	28.064	60	DOC	13.267	18	FIE	12.824	18	FIE	27.066	27	60	DOCHERTY	1:43.465	1:43.675	0.210

MCRCB BULLETIN TK115**2024 Bennetts British Superbike Championship - Round 3****2024 Pirelli National Sportbike with Moneybarn Vehicle Finance****QUALIFYING - BEST SPEEDS**

POS	INTERMEDIATE 1		INTERMEDIATE 2		INTERMEDIATE 3		INTERMEDIATE 4		FINISH LINE	
	NO	NAME MPH	NO	NAME MPH	NO	NAME MPH	NO	NAME MPH	NO	NAME MPH
1	13	COLOMBI 125.9			13	COLOMBI 136.1			13	COLOMBI 101.0
2	76	STEPHENSON 123.8			17	SHELTON 135.5			66	HAND 100.4
3	47	COOPER 123.3			25	STRUDWICK 135.5			25	STRUDWICK 100.0
4	85	MARTIN 122.9			28	DAVIDSON 134.2			76	STEPHENSON 99.7
5	34	SILVESTER 122.6			76	STEPHENSON 133.9			28	DAVIDSON 99.7
6	25	STRUDWICK 122.2			66	HAND 133.4			17	SHELTON 99.5
7	51	BANHAM 121.5			47	COOPER 132.8			74	SMART-WEEDEN 99.5
8	11	O'REILLY 121.5			85	MARTIN 132.8			47	COOPER 99.4
9	17	SHELTON 120.9			14	ARROWSMITH 132.6			14	ARROWSMITH 99.4
10	8	BARNES 120.0			4	SMITH 132.6			51	BANHAM 99.2
11	55	DESSOY 120.0			34	SILVESTER 131.8			34	SILVESTER 98.9
12	44	GREEN 118.7			74	SMART-WEEDEN 131.8			8	BARNES 98.9
13	14	ARROWSMITH 118.3			51	BANHAM 131.5			56	ATKINS 98.9
14	6	KNIGHTS 118.1			56	ATKINS 131.5			4	SMITH 98.8
15	56	ATKINS 117.5			8	BARNES 131.0			55	DESSOY 98.6
16	28	DAVIDSON 116.7			20	MUIR 131.0			85	MARTIN 98.6
17	61	HARRIS 116.3			61	HARRIS 130.8			40	CREAN 98.2
18	77	MORGAN-EDWARDS 114.7			40	CREAN 130.0			61	HARRIS 97.8
19	66	HAND 114.5			55	DESSOY 129.5			44	GREEN 97.8
20	23	ELLIS 113.5			11	O'REILLY 129.5			20	MUIR 97.3
21	4	SMITH 112.7			44	GREEN 129.5			69	PROUDFOOT 96.8
22	20	MUIR 112.0			77	MORGAN-EDWARDS 128.3			23	ELLIS 96.5
23	74	SMART-WEEDEN 111.8			23	ELLIS 128.3			18	FIELDHOUSE 96.4
24	40	CREAN 109.6			18	FIELDHOUSE 127.0			11	O'REILLY 96.1
25	60	DOCHERTY 108.4			6	KNIGHTS 126.6			77	MORGAN-EDWARDS 95.8
26	69	PROUDFOOT 107.8			69	PROUDFOOT 126.3			6	KNIGHTS 95.3
27	18	FIELDHOUSE 105.6			60	DOCHERTY 121.5			60	DOCHERTY 93.3

MCRCB BULLETIN TK116

2024 Bennetts British Superbike Championship - Round 3

2024 Pirelli National Sportbike with Moneybarn Vehicle Finance

QUALIFYING - STATISTICS

Competitors Started	27
Planned Start	2024-05-18 @ 09:35:00.000
Actual Start	2024-05-18 @ 09:35:02.538
Finish Time	2024-05-18 @ 10:00:02.538
Track Length	2.4873mi.
Total Laps	349
Total Distance Covered	868.0847mi.

Session Fastest Lap History

NO	NAME	LAP TIME	TIME OF DAY	LAP	VEHICLE
47	Richard COOPER	1:39.132	09:38:25.168	2	Triumph Daytona 660
34	Aaron SILVESTER	1:38.491	09:38:40.250	2	Triumph Daytona 660
47	Richard COOPER	1:37.735	09:40:02.903	3	Triumph Daytona 660
13	Edoardo COLOMBI	1:36.010	09:40:16.475	3	Aprilia RS660
13	Edoardo COLOMBI	1:35.624	09:43:28.229	5	Aprilia RS660
13	Edoardo COLOMBI	1:35.623	09:45:03.852	6	Aprilia RS660
13	Edoardo COLOMBI	1:35.228	09:57:28.373	10	Aprilia RS660
13	Edoardo COLOMBI	1:35.142	09:59:03.515	11	Aprilia RS660

Flag History

TYPE	TIME OF DAY
GREEN	09:35:02.538
FINISH	10:00:02.538

Flag Statistics

TYPE	COUNT	TOTAL LAPS	TOTAL TIME
Green	1	16	28:38.139
Red	0	0	0.000
Safety Car	0	0	0.000
FCY	0	0	0.000

MCRCB BULLETIN TK117

2024 Bennetts British Superbike Championship - Round 3

2024 Pirelli National Sportbike with Moneybarn Vehicle Finance

QUALIFYING - SESSION NOTES

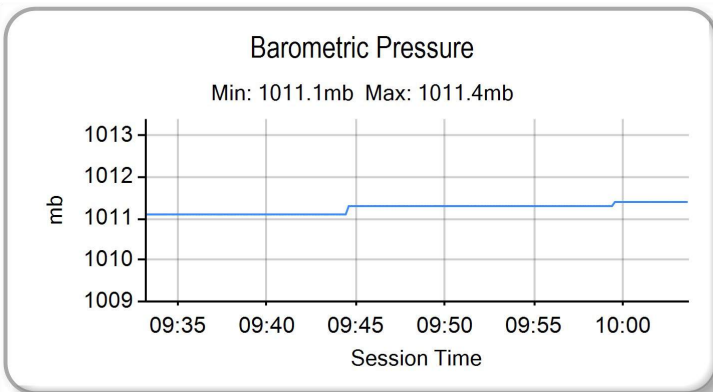
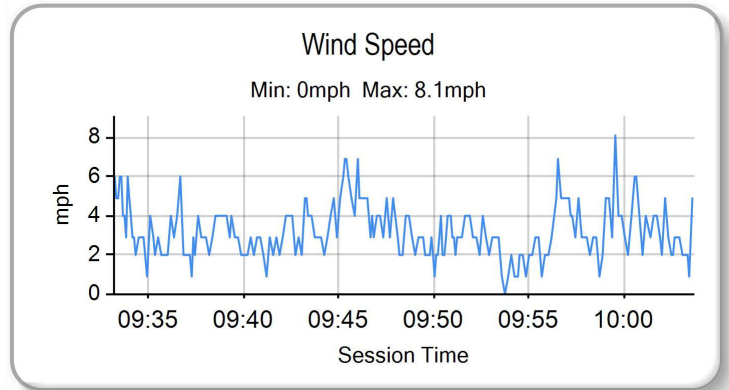
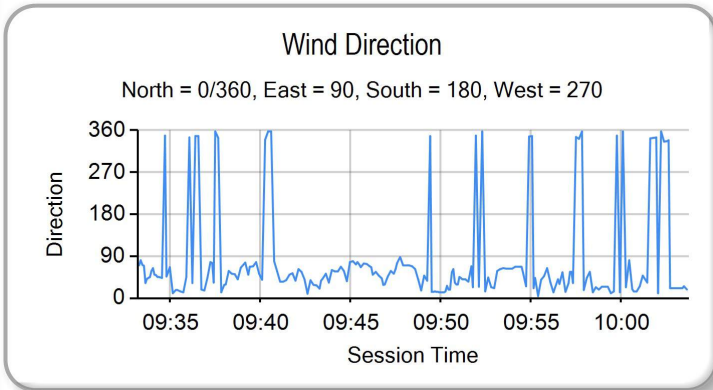
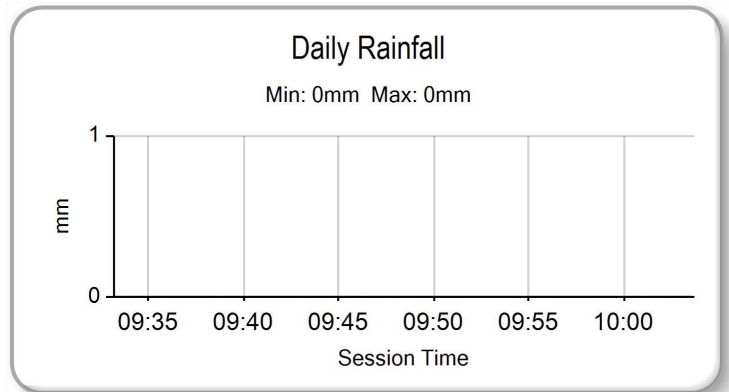
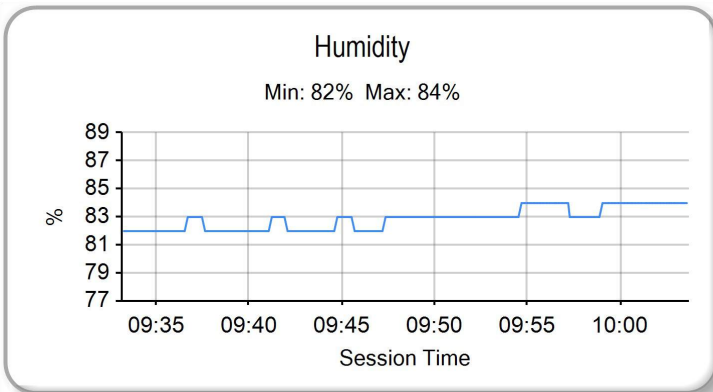
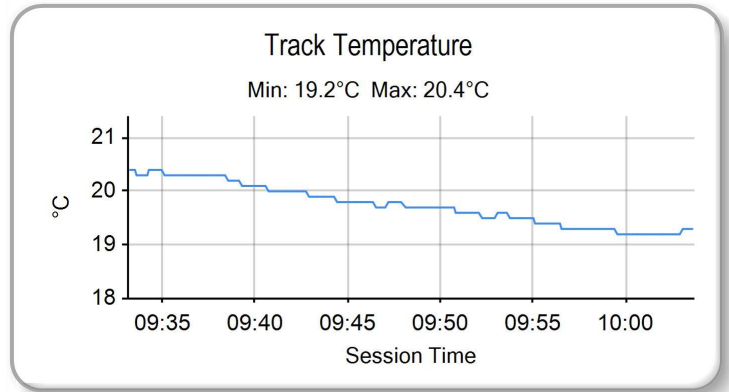
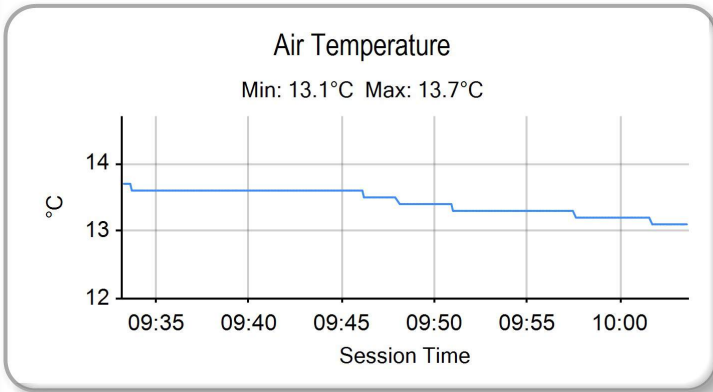
TIME	MESSAGE
09:37:14	
09:43:21	NO.11 EXCEEDED TRACK LIMITS T10 - LAPTIME CANCELLED
09:46:24	BLACK FLAG NO. 60
09:56:00	NO.20 FALLER AT T4 OLD HAIRPIN - RIDER OK
09:56:54	NO.8 EXCEEDED TRACK LIMITS T10 - LAPTIME CANCELLED
09:58:57	NO. 56 - COURSE CUT T9/T10 - LAP TIME CANCELLED
09:59:42	NO.11 EXCEEDED TRACK LIMITS T10 - LAPTIME CANCELLED
10:02:17	NO.74 STOPPED TECHNICAL PROBLEM - REDGATE

MCRCB BULLETIN TK118

2024 Bennetts British Superbike Championship - Round 3

2024 Pirelli National Sportbike with Moneybarn Vehicle Finance

QUALIFYING - WEATHER CONDITIONS





ROW 9	27	60	Lennon DOCHERTY	1:43.675	26	18	Jodie FIELDHOUSE	1:43.428	25	20	Jack MUIR	1:41.510
ROW 8	24	23	Joe ELLIS	1:40.935	23	77	Oliver MORGAN-EDWARDS	1:40.782	22	40	Darragh CREAN	1:40.349
ROW 7	21	6	Jack KNIGHTS	1:40.345	20	69	Joshua PROUDFOOT	1:40.275	19	66	Katie HAND	1:40.116
ROW 6	18	44	Sam GREEN	1:40.102	17	61	Cameron HARRIS	1:39.616	16	4	Jack SMITH	1:39.458
ROW 5	15	11	Sean O'REILLY	1:39.328	14	74	Finn SMART-WEEDEN	1:39.182	13	56	Charlie ATKINS	1:38.758
ROW 4	12	14	Lewis ARROWSMITH	1:38.210	11	28	Alfie DAVIDSON	1:38.035	10	85	Jayden MARTIN	1:37.379
ROW 3	9	51	Rossi BANHAM	1:36.998	8	25	Thomas STRUDWICK	1:36.668	7	76	Rhys STEPHENSON	1:36.641
ROW 2	6	17	Zak SHELTON	1:36.402	5	55	Harrison DESSOY	1:36.379	4	8	Ash BARNES	1:36.335
ROW 1	3	34	Aaron SILVESTER	1:35.990	2	47	Richard COOPER	1:35.949	1	13	Edoardo COLOMBI	1:35.142
Pole												

These results are provisional until the conclusion of any judicial and technical matters.

Donington Park GP: 2.4873 miles

Race Director: Stuart Higgs <i>S. Higgs</i>	Stewards:	Timekeeper: Richard Evans <i>R. EVANS</i>	
<small>Digitally Approved at 10:12 Saturday, 18 May 2024</small>		<small>Digitally Approved at 10:12 Saturday, 18 May 2024</small>	

Results can be found at www.tsl-timing.com

Printed - 10:07 Saturday, 18 May 2024



RACE 1 - CLASSIFICATION

Race Distance: 12 Laps / 29.84 miles

POS	NO	NAME	NAT	ENTRY	LAPS	TIME	GAP	DIFF	MPH	BEST	ON	GRD	↑↓
1	13	Edoardo COLOMBI	ITA	Aprilia RS660 - Gradara Corse Asd	12	19:12.414			93.12	1:34.907	3	1	0
2	47	Richard COOPER	GBR	Triumph Daytona 660 - PHR Performance Triumph	12	19:21.431	9.017	9.017	92.40	1:36.277	2	2	0
3	8	Ash BARNES	GBR	Yamaha YZF-R7 - Raceways Yamaha	12	19:26.093	13.679	4.662	92.03	1:36.220	10	4	1
4	25	Thomas STRUDWICK	GBR	Triumph Daytona 660 - TS Racing	12	19:27.465	15.051	1.372	91.92	1:36.462	12	8	4
5	17	Zak SHELTON	GBR	Aprilia RS660 - XMT Racing	12	19:29.678	17.264	2.213	91.74	1:36.251	11	6	1
6	76	Rhys STEPHENSON	GBR	Triumph Daytona 660 - Rocket Racing	12	19:32.308	19.894	2.630	91.54	1:37.019	4	7	1
7	85	Jayden MARTIN	AUS	Triumph Daytona 660 - MIH Solutions / Macadam Racing Tri	12	19:32.566	20.152	0.258	91.52	1:36.621	8	10	3
8	51	Rossi BANHAM	GBR	Yamaha YZF-R7 - RB Racing	12	19:33.767	21.353	1.201	91.42	1:37.005	10	9	1
9	28	Alfie DAVIDSON	GBR	Aprilia RS660 - IN Competition / SENCAT Aprilia	12	19:34.075	21.661	0.308	91.40	1:36.926	8	11	2
10	14	Lewis ARROWSMITH	GBR	Aprilia RS660 - Arrowsmith Racing	12	19:42.021	29.607	7.946	90.79	1:36.887	11	12	2
11	4	Jack SMITH	GBR	Aprilia RS660 - Woodland Racing	12	20:02.043	49.629	20.022	89.27	1:39.129	10	16	5
12	61	Cameron HARRIS	GBR	Aprilia RS660 - Harris Racing / PW Gates	12	20:06.969	54.555	4.926	88.91	1:39.861	2	17	5
13	40	Darragh CREAM	IRL	Aprilia RS660 - DJ Racing Aprilia	12	20:07.575	55.161	0.606	88.86	1:39.116	12	22	9
14	66	Katie HAND	GBR	Triumph Daytona 660 - MIH Solutions / Macadam Racing Tri	12	20:13.403	1:00.989	5.828	88.44	1:39.959	10	19	5
15	44	Sam GREEN	GBR	Aprilia RS660 - Bruce Racing	12	20:17.890	1:05.476	4.487	88.11	1:40.156	4	18	3
16	77	Oliver MORGAN-EDWARDS	GBR	Aprilia RS660 - OME Racing	12	20:18.897	1:06.483	1.007	88.04	1:40.212	10	23	7
17	6	Jack KNIGHTS	GBR	Aprilia RS660 - BlueMotion Racing	12	20:19.712	1:07.298	0.815	87.98	1:40.405	12	21	4
18	69	Joshua PROUDFOOT	GBR	Yamaha YZF-R7 - Rev2Race Yamaha	12	20:24.988	1:12.574	5.276	87.60	1:40.648	7	20	2
19	20	Jack MUIR	GBR	Aprilia RS660 - Jack Muir Racing	12	20:25.853	1:13.439	0.865	87.54	1:40.857	12	25	6
20	23	Joe ELLIS	GBR	Aprilia RS660 - JPR	12	20:36.402	1:23.988	10.549	86.79	1:41.704	12	24	4
21	60	Lennon DOCHERTY	GBR	Kawasaki Ninja 650 - Sycirrus Motorsport	11	20:34.001	1 Lap	1 Lap	79.71	1:41.337	11	27	6

NOT CLASSIFIED

DNF	56	Charlie ATKINS	GBR	Kawasaki Ninja 650 - Sycirrus Motorsport	8	13:24.785	4 Laps	3 Laps	88.84	1:38.645	2	13	
DNF	18	Jodie FIELDHOUSE	GBR	Aprilia RS660 - Go Pink Racing	8	14:02.396	4 Laps	37.611	84.87	1:43.457	5	26	
DNF	55	Harrison DESSOY	GBR	Yamaha YZF-R7 - Rev2Race Yamaha	3	4:55.065	9 Laps	5 Laps	90.57	1:36.830	2	5	
DNF	11	Sean O'REILLY	GBR	Aprilia RS660 - Moto Muzzi Racing Aprilia	1	1:47.017	11 Laps	2 Laps	82.39			15	
DNF	34	Aaron SILVESTER	GBR	Triumph Daytona 660 - MIH Solutions / Macadam Racing Tri	0							3	
DNF	74	Finn SMART-WEEDEN	GBR	Aprilia RS660 - Definitive Racing	0							14	

FASTEST LAP

13	Edoardo COLOMBI	ITA	Aprilia RS660 - Gradara Corse Asd	3	1:34.907			94.34 mph		151.84 kph			
----	-----------------	-----	-----------------------------------	---	----------	--	--	-----------	--	------------	--	--	--

Weather / Track : Cloudy / Dry

These results are provisional until the conclusion of any judicial and technical matters.

Date: 18/05/2024 Start: 14:50 Finish: 15:09

Donington Park GP: 2.4873 miles

Race Director: Stuart Higgs

S. Higgs

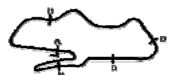
Digitally Approved at 15:29 Saturday, 18 May 2024

Stewards:

Timekeeper: Richard Evans

R. EVANS

Digitally Approved at 15:29 Saturday, 18 May 2024

Results can be found at www.tsl-timing.com

Printed - 15:14 Saturday, 18 May 2024

MCRCB BULLETIN TK198

2024 Bennetts British Superbike Championship - Round 3

2024 Pirelli National Sportbike with Moneybarn Vehicle Finance

RACE 1 - LAP CHART

LAP 1 @ 14:52:03.040		
NO	BEHIND	LAP TIME
13		1:39.025
47	0.585	1:39.610
25	1.598	1:40.623
8	1.829	1:40.854
55	2.119	1:41.144
17	2.343	1:41.368
76	2.617	1:41.642
28	2.977	1:42.002
51	3.319	1:42.344
85	3.745	1:42.770
56	4.173	1:43.198
61	5.912	1:44.937
14	6.128	1:45.153
66	6.939	1:45.964
4	7.266	1:46.291
44	7.830	1:46.855
11	7.992	1:47.017
6	8.138	1:47.163
69	8.488	1:47.513
20	9.005	1:48.030
40	9.080	1:48.105
77	9.321	1:48.346
23	10.172	1:49.197
18	11.254	1:50.279
60	18.562	1:57.587 P

LAP 2 @ 14:53:38.425		
NO	BEHIND	LAP TIME
13		1:35.385
47	1.477	1:36.277
25	2.930	1:36.717
8	3.131	1:36.687
55	3.564	1:36.830
17	4.016	1:37.058
76	4.399	1:37.167
28	5.397	1:37.805
51	5.655	1:37.721
85	5.819	1:37.459
56	7.433	1:38.645
14	8.841	1:38.098
61	10.388	1:39.861
4	11.144	1:39.263
66	12.480	1:40.926
44	13.894	1:41.449
6	14.107	1:41.354
69	15.078	1:41.975
20	15.607	1:41.987
77	15.711	1:41.775
40	15.902	1:42.207
23	16.824	1:42.037
18	19.882	1:44.013
60	1:24.033	2:40.856

LAP 3 @ 14:55:13.332		
NO	BEHIND	LAP TIME
13		1:34.907
47	2.947	1:36.377
25	5.287	1:37.264
8	5.421	1:37.197
55	5.748	1:37.091
17	5.922	1:36.813
76	6.751	1:37.259

51	8.088	1:37.340
28	8.451	1:37.961
85	8.587	1:37.675
56	11.847	1:39.321
14	12.098	1:38.164
4	15.472	1:39.235
61	15.861	1:40.380
66	18.542	1:40.969
44	19.396	1:40.409
6	20.216	1:41.016
40	20.988	1:39.993
69	21.839	1:41.668
20	22.290	1:41.590
77	22.420	1:41.616
23	24.147	1:42.230
18	29.030	1:44.055
60	1:31.515	1:42.389

LAP 4 @ 14:56:48.646		
NO	BEHIND	LAP TIME
13		1:35.314
47	3.942	1:36.309
8	7.270	1:37.163
17	7.601	1:36.993
25	7.905	1:37.932
76	8.456	1:37.019
51	10.083	1:37.309
28	10.604	1:37.467
85	10.907	1:37.634
14	15.826	1:39.042
56	16.485	1:39.952
4	19.442	1:39.284
61	20.416	1:39.869
66	23.860	1:40.632
44	24.238	1:40.156
40	26.120	1:40.446
6	26.760	1:41.858
69	28.819	1:42.294
20	29.174	1:42.198
77	29.339	1:42.233
23	31.389	1:42.556
18	38.264	1:44.548

LAP 5 @ 14:58:23.621		
NO	BEHIND	LAP TIME
13		1:34.975
47	5.501	1:36.534
17	9.632	1:37.006
8	9.806	1:37.511
25	10.081	1:37.151
76	11.006	1:37.525
51	12.441	1:37.333
28	13.075	1:37.446
85	14.507	1:38.575
14	18.936	1:38.085
60	1 Lap	1:58.789
56	20.770	1:39.260
4	23.709	1:39.242
61	25.334	1:39.893
66	29.120	1:40.235
44	29.730	1:40.467
40	30.740	1:39.595
6	32.913	1:41.128
77	35.065	1:40.701
69	35.369	1:41.525

20	36.220	1:42.021
23	38.561	1:42.147
18	46.746	1:43.457

LAP 6 @ 14:59:59.293		
NO	BEHIND	LAP TIME
13		1:35.672
47	6.366	1:36.537
17	10.869	1:36.909
8	11.090	1:36.956
25	11.392	1:36.983
76	12.623	1:37.289
51	14.135	1:37.366
28	15.114	1:37.711
85	15.867	1:37.032
14	21.051	1:37.787
56	24.930	1:39.832
4	27.335	1:39.298
61	30.067	1:40.405
66	34.015	1:40.567
44	34.401	1:40.343
40	34.571	1:39.503
6	39.302	1:42.061
77	39.919	1:40.526
20	41.944	1:41.396
69	43.132	1:43.435
23	44.941	1:42.052
60	1 Lap	2:02.454
18	54.791	1:43.717

LAP 7 @ 15:01:35.059		
NO	BEHIND	LAP TIME
13		1:35.766
47	7.252	1:36.652
17	11.949	1:36.846
8	12.083	1:36.759
25	12.614	1:36.988
76	14.205	1:37.348
51	16.123	1:37.754
85	16.748	1:36.647
28	17.083	1:37.735
14	23.201	1:37.916
56	28.927	1:39.763
4	30.986	1:39.417
61	34.368	1:40.067
66	38.563	1:40.314
40	38.856	1:40.051
44	41.027	1:42.392
77	44.869	1:40.716
6	45.343	1:41.807
20	47.622	1:41.444
69	48.014	1:40.648
23	51.555	1:42.380
60	1 Lap	1:42.276
18	1:02.545	1:43.520

LAP 8 @ 15:03:11.307		
NO	BEHIND	LAP TIME
13		1:36.248
47	7.722	1:36.718
17	13.103	1:37.402
8	13.384	1:37.549
25	13.638	1:37.272
76	15.469	1:37.512

51	16.917	1:37.042
85	17.121	1:36.621
28	17.761	1:36.926
14	26.466	1:39.513
4	34.173	1:39.435
56	37.493	1:44.814 P
61	38.492	1:40.372
40	42.859	1:40.251
66	43.378	1:41.063
44	46.708	1:41.929
77	49.668	1:41.047
6	50.305	1:41.210
69	52.674	1:40.908
20	53.127	1:41.753
23	58.791	1:43.484
60	1 Lap	1:42.183
18	1:15.104	1:48.807 P

LAP 9 @ 15:04:47.350		
NO	BEHIND	LAP TIME
13		1:36.043
47	8.396	1:36.717
8	13.605	1:36.264
25	14.362	1:36.767
76	16.876	1:37.450
17	17.122	1:40.062
85	18.426	1:37.348
51	18.786	1:37.912
28	19.070	1:37.352
14	27.718	1:37.295
4	38.964	1:40.834
61	42.678	1:40.229
40	46.313	1:39.497
66	47.571	1:40.236
44	51.872	1:41.207
77	54.254	1:40.629
6	54.985	1:40.723
69	58.345	1:41.714
20	58.810	1:41.726
60	1 Lap	1:42.243
23	1:06.110	1:43.362

LAP 10 @ 15:06:23.252		
NO	BEHIND	LAP TIME
13		1:35.902
47	9.041	1:36.547
8	13.923	1:36.220
25	15.244	1:36.784
17	17.770	1:36.550
76	18.768	1:37.794
85	19.247	1:36.723
51	19.889	1:37.005
28	20.240	1:37.072
14	28.810	1:36.994
4	42.191	1:39.129
61	47.169	1:40.393
40	49.635	1:39.224
66	51.628	1:39.959
44	56.783	1:40.813
77	58.564	1:40.212
6	59.609	1:40.526
69	1:03.762	1:41.319
20	1:04.155	1:41.247
60	1 Lap	1:42.304
23	1:13.144	1:42.936

LAP 11 @ 15:07:59.385		
NO	BEHIND	LAP TIME
13		1:36.133
47	9.547	1:36.639
8	14.055	1:36.265
25	15.633	1:36.522
17	17.888	1:36.251
76	19.867	1:37.232
85	20.184	1:37.070
51	21.052	1:37.296
28	21.405	1:37.298
14	29.564	1:36.887
4	46.582	1:40.524
61	51.474	1:40.438
40	53.089	1:39.587
66	56.483	1:40.988
44	1:01.268	1:40.618
77	1:02.865	1:40.434
6	1:03.937	1:40.461
69	1:08.774	1:41.145
20	1:09.626	1:41.604
60	1 Lap	1:41.583
23	1:19.328	1:42.317

LAP 12 @ 15:09:36.429		
NO	BEHIND	LAP TIME
13		1:37.044
47	9.017	1:36.514
8	13.679	1:36.668
25	15.051	1:36.462
17	17.264	1:36.420
76	19.894	1:37.071
85	20.152	1:37.012
51	21.353	1:37.345
28	21.661	1:37.300
14	29.607	1:37.087
4	49.629	1:40.091
61	54.555	1:40.125
40	55.161	1:39.116
66	1:00.989	1:41.550
44	1:05.476	1:41.252
77	1:06.483	1:40.662
6	1:07.298	1:40.405
69	1:12.574	1:40.844
20	1:13.439	1:40.857
60	1 Lap	1:41.337
23	1:23.988	1:41.704

MCRCB BULLETIN TK199

2024 Bennetts British Superbike Championship - Round 3

2024 Pirelli National Sportbike with Moneybarn Vehicle Finance

RACE 1 - POSITION CHART

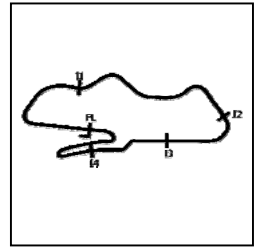
No	Name	Lap													
		Pos	1	2	3	4	5	6	7	8	9	10	11	12	
13	COLOMBI	1	13	13	13	13	13	13	13	13	13	13	13	13	13
47	COOPER	2	47	47	47	47	47	47	47	47	47	47	47	47	47
34	SILVESTER	3	25	25	25	8	17	17	17	17	8	8	8	8	8
8	BARNES	4	8	8	8	17	8	8	8	8	25	25	25	25	25
55	DESSOY	5	55	55	55	25	25	25	25	25	76	17	17	17	17
17	SHELTON	6	17	17	17	76	76	76	76	76	17	76	76	76	76
76	STEPHENSON	7	76	76	76	51	51	51	51	51	85	85	85	85	85
25	STRUDWICK	8	28	28	51	28	28	28	85	85	51	51	51	51	51
51	BANHAM	9	51	51	28	85	85	85	28	28	28	28	28	28	28
85	MARTIN	10	85	85	85	14	14	14	14	14	14	14	14	14	14
28	DAVIDSON	11	56	56	56	56	56	56	56	4	4	4	4	4	4
14	ARROWSMITH	12	61	14	14	4	4	4	4	56	61	61	61	61	61
56	ATKINS	13	14	61	4	61	61	61	61	61	40	40	40	40	40
74	SMART-WEEDEN	14	66	4	61	66	66	66	66	40	66	66	66	66	66
11	O'REILLY	15	4	66	66	44	44	44	40	66	44	44	44	44	44
4	SMITH	16	44	44	44	40	40	40	44	44	77	77	77	77	77
61	HARRIS	17	11	6	6	6	6	6	6	77	77	6	6	6	6
44	GREEN	18	6	69	40	69	77	77	6	6	69	69	69	69	69
66	HAND	19	69	20	69	20	69	20	20	69	20	20	20	20	20
69	PROUDFOOT	20	20	77	20	77	20	69	69	20	23	23	23	23	23
6	KNIGHTS	21	40	40	77	23	23	23	23	23	60	60	60	60	60
40	CREAN	22	77	23	23	18	18	18	18	18	18	18	18	18	18
77	MORGAN-EDWARDS	23	23	18	18	60	60	60	60	60	60	60	60	60	60
23	ELLIS	24	18	60	60										
20	MUIR	25	60												
18	FIELDHOUSE	26													
60	DOCHERTY	27													

MCRCB BULLETIN TK200

2024 Bennetts British Superbike Championship - Round 3

2024 Pirelli National Sportbike with Moneybarn Vehicle Finance

RACE 1 - SECTOR ANALYSIS



SECTOR 1 = FL to I1, SECTOR 2 = I1 to I2, SECTOR 3 = I2 to I3, SECTOR 4 = I3 to I4, SECTOR 5 = I4 to FL, DIFF = Difference To Personal Best Lap, P = Crossed Finish Line in Pit Lane, D = Time Disallowed

P1 13		Edoardo COLOMBI					Aprilia RS660 - Gradara Corse Asd					
IDEAL LAP TIME : 1:34.721		BEST LAP TIME : 1:34.907					DIFFERENCE : 0.186					
LAP	SECTOR 1	SECTOR 2	SECTOR 3	SECTOR 4	SECTOR 5	LAP TIME	MPH	DIFF	TIME OF DAY			
1-		122.9	26.071	12.513	133.4	11.657	24.881	100.1	1:39.025	90.42	4.118	14:52:03.040
2-	20.647	124.9	25.857	12.449	133.6	11.628	24.804	99.2	1:35.385	93.87	0.478	14:53:38.425
3-	20.490	123.5	25.785	12.451	133.6	11.585	24.596	100.0	1:34.907 (1)	94.34		14:55:13.332
4-	20.442	124.2	25.736	12.686	133.1	11.677	24.773	100.1	1:35.314 (3)	93.94	0.407	14:56:48.646
5-	20.355	125.4	25.819	12.470	133.1	11.614	24.717	99.7	1:34.975 (2)	94.28	0.068	14:58:23.621
6-	20.667	126.1	26.093	12.536	132.8	11.641	24.735	100.1	1:35.672	93.59	0.765	14:59:59.293
7-	20.548	123.5	25.941	12.584	132.6	11.671	25.022	100.6	1:35.766	93.50	0.859	15:01:35.059
8-	20.707	124.5	26.118	12.632	133.1	11.657	25.134	100.1	1:36.248	93.03	1.341	15:03:11.307
9-	20.636	123.8	26.029	12.615	133.1	11.764	24.999	100.4	1:36.043	93.23	1.136	15:04:47.350
10-	20.644	124.0	26.020	12.591	132.8	11.746	24.901	100.1	1:35.902	93.37	0.995	15:06:23.252
11-	20.613	124.5	26.158	12.626	132.8	11.743	24.993	99.7	1:36.133	93.14	1.226	15:07:59.385
12-	20.702	125.4	26.288	12.624	133.4	11.866	25.564	78.4	1:37.044	92.27	2.137	15:09:36.429

P2 47		Richard COOPER					Triumph Daytona 660 - PHR Performance Triumph					
IDEAL LAP TIME : 1:36.008		BEST LAP TIME : 1:36.277					DIFFERENCE : 0.269					
LAP	SECTOR 1	SECTOR 2	SECTOR 3	SECTOR 4	SECTOR 5	LAP TIME	MPH	DIFF	TIME OF DAY			
1-		118.3	26.174	12.586	131.8	11.595	25.167	98.3	1:39.610	89.89	3.333	14:52:03.625
2-	20.798	123.3	26.128	12.672	131.0	11.730	24.949	98.6	1:36.277 (1)	93.00		14:53:39.902
3-	20.884	123.3	26.080	12.719	131.3	11.675	25.019	98.8	1:36.377 (3)	92.91	0.100	14:55:16.279
4-	20.823	122.9	26.137	12.644	131.0	11.706	24.999	99.1	1:36.309 (2)	92.97	0.032	14:56:52.588
5-	20.844	122.9	26.239	12.687	131.3	11.693	25.071	98.3	1:36.534	92.75	0.257	14:58:29.122
6-	20.903	121.5	26.220	12.699	130.3	11.720	24.995	98.8	1:36.537	92.75	0.260	15:00:05.659
7-	20.840	123.3	26.422	12.723	130.5	11.628	25.039	98.3	1:36.652	92.64	0.375	15:01:42.311
8-	21.009	120.4	26.222	12.723	130.0	11.756	25.008	99.1	1:36.718	92.58	0.441	15:03:19.029
9-	20.866	121.7	26.361	12.766	130.3	11.651	25.073	99.1	1:36.717	92.58	0.440	15:04:55.746
10-	20.866	122.4	26.198	12.729	130.8	11.729	25.025	99.4	1:36.547	92.74	0.270	15:06:32.293
11-	20.855	122.6	26.278	12.754	130.8	11.714	25.038	99.1	1:36.639	92.65	0.362	15:08:08.932
12-	20.821	122.6	26.205	12.696	131.3	11.696	25.096	98.1	1:36.514	92.77	0.237	15:09:45.446

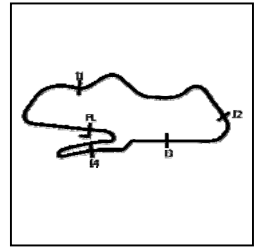
P3 8		Ash BARNES					Yamaha YZF-R7 - Raceways Yamaha					
IDEAL LAP TIME : 1:35.919		BEST LAP TIME : 1:36.220					DIFFERENCE : 0.301					
LAP	SECTOR 1	SECTOR 2	SECTOR 3	SECTOR 4	SECTOR 5	LAP TIME	MPH	DIFF	TIME OF DAY			
1-		114.7	26.322	12.471	134.7	11.831	25.708	99.4	1:40.854	88.78	4.634	14:52:04.869
2-	20.907	120.4	26.111	12.520	134.2	11.717	25.432	98.9	1:36.687	92.61	0.467	14:53:41.556
3-	21.044	119.4	26.295	12.658	132.8	11.662	25.538	99.4	1:37.197	92.12	0.977	14:55:18.753
4-	21.099	119.1	26.284	12.614	132.3	11.749	25.417	97.5	1:37.163	92.15	0.943	14:56:55.916
5-	21.022	120.6	26.444	12.561	132.8	11.729	25.755	99.5	1:37.511	91.83	1.291	14:58:33.427
6-	21.009	119.1	26.214	12.519	132.8	11.873	25.341	98.2	1:36.956	92.35	0.736	15:00:10.383
7-	20.895	122.9	26.229	12.488	130.5	11.596	25.551	99.7	1:36.759	92.54	0.539	15:01:47.142
8-	21.083	121.5	26.467	12.615	129.8	11.901	25.483	99.2	1:37.549	91.79	1.329	15:03:24.691
9-	20.884	119.4	26.220	12.536	131.3	11.528	25.096	98.3	1:36.264 (2)	93.01	0.044	15:05:00.955
10-	20.962	119.8	26.061	12.626	129.0	11.513	25.058	98.6	1:36.220 (1)	93.06		15:06:37.175
11-	20.867	121.7	26.161	12.678	128.5	11.462	25.097	98.2	1:36.265 (3)	93.01	0.045	15:08:13.440
12-	20.974	121.7	26.191	12.637	129.8	11.600	25.266	98.5	1:36.668	92.63	0.448	15:09:50.108

MCRCB BULLETIN TK200

2024 Bennetts British Superbike Championship - Round 3

2024 Pirelli National Sportbike with Moneybarn Vehicle Finance

RACE 1 - SECTOR ANALYSIS



SECTOR 1 = FL to I1, SECTOR 2 = I1 to I2, SECTOR 3 = I2 to I3, SECTOR 4 = I3 to I4, SECTOR 5 = I4 to FL, DIFF = Difference To Personal Best Lap, P = Crossed Finish Line in Pit Lane, D = Time Disallowed

P4 25		Thomas STRUDWICK					Triumph Daytona 660 - TS Racing					
IDEAL LAP TIME : 1:36.116		BEST LAP TIME : 1:36.462			DIFFERENCE : 0.346							
LAP	SECTOR 1	SECTOR 2	SECTOR 3	SECTOR 4	SECTOR 5	LAP TIME	MPH	DIFF	TIME OF DAY			
1-	115.3	26.307	12.548	134.2	11.706	25.705	98.5	1:40.623	88.98	4.161	14:52:04.638	
2-	20.898	121.7	26.192	12.614	131.0	11.644	25.369	98.6	1:36.717 (3)	92.58	0.255	14:53:41.355
3-	21.016	119.8	26.376	12.729	130.0	11.659	25.484	98.3	1:37.264	92.06	0.802	14:55:18.619
4-	21.087	119.8	26.278	12.726	130.0	12.056	25.785	99.7	1:37.932	91.43	1.470	14:56:56.551
5-	20.842	118.1	26.176	12.492	133.6	11.751	25.890	99.7	1:37.151	92.17	0.689	14:58:33.702
6-	20.916	119.1	26.313	12.538	133.1	11.748	25.468	100.0	1:36.983	92.33	0.521	15:00:10.685
7-	20.756	122.6	26.324	12.578	132.6	11.785	25.545	99.7	1:36.988	92.32	0.526	15:01:47.673
8-	20.910	122.4	26.318	12.612	132.1	11.872	25.560	100.0	1:37.272	92.05	0.810	15:03:24.945
9-	20.876	120.2	26.219	12.566	133.9	11.776	25.330	99.2	1:36.767	92.53	0.305	15:05:01.712
10-	20.839	122.0	26.277	12.684	130.3	11.642	25.342	99.8	1:36.784	92.52	0.322	15:06:38.496
11-	20.895	120.0	26.187	12.743	130.0	11.564	25.133	99.1	1:36.522 (2)	92.77	0.060	15:08:15.018
12-	20.805	120.9	26.171	12.670	130.5	11.616	25.200	100.1	1:36.462 (1)	92.82		15:09:51.480

P5 17		Zak SHELTON					Aprilia RS660 - XMT Racing					
IDEAL LAP TIME : 1:35.850		BEST LAP TIME : 1:36.251			DIFFERENCE : 0.401							
LAP	SECTOR 1	SECTOR 2	SECTOR 3	SECTOR 4	SECTOR 5	LAP TIME	MPH	DIFF	TIME OF DAY			
1-	110.7	26.503	12.453	135.5	11.731	26.024	99.8	1:41.368	88.33	5.117	14:52:05.383	
2-	20.794	120.9	26.014	12.382	135.5	11.759	26.109	98.6	1:37.058	92.25	0.807	14:53:42.441
3-	20.692	120.9	26.033	12.499	135.5	11.840	25.749	99.8	1:36.813	92.49	0.562	14:55:19.254
4-	21.007	115.3	25.993	12.889	130.0	11.683	25.421	99.7	1:36.993	92.32	0.742	14:56:56.247
5-	20.848	118.1	26.156	12.664	129.3	11.771	25.567	98.5	1:37.006	92.30	0.755	14:58:33.253
6-	21.046	118.9	26.173	12.644	129.5	11.632	25.414	98.5	1:36.909	92.40	0.658	15:00:10.162
7-	20.942	121.3	26.261	12.647	128.8	11.614	25.382	99.1	1:36.846	92.46	0.595	15:01:47.008
8-	21.138	120.0	26.390	12.734	130.0	11.775	25.365	99.2	1:37.402	91.93	1.151	15:03:24.410
9-	20.972	118.9	26.264	12.679	130.0	11.676	28.471	100.1	1:40.062	89.48	3.811	15:05:04.472
10-	20.870	123.1	26.005	12.766	130.0	11.525	25.384	99.8	1:36.550 (3)	92.74	0.299	15:06:41.022
11-	20.794	122.4	26.018	12.641	130.0	11.523	25.275	98.8	1:36.251 (1)	93.03		15:08:17.273
12-	20.932	121.1	25.997	12.708	130.0	11.518	25.265	98.2	1:36.420 (2)	92.86	0.169	15:09:53.693

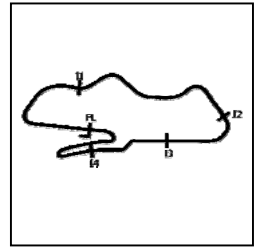
P6 76		Rhys STEPHENSON					Triumph Daytona 660 - Rocket Racing					
IDEAL LAP TIME : 1:36.537		BEST LAP TIME : 1:37.019			DIFFERENCE : 0.482							
LAP	SECTOR 1	SECTOR 2	SECTOR 3	SECTOR 4	SECTOR 5	LAP TIME	MPH	DIFF	TIME OF DAY			
1-	107.8	26.634	12.492	134.7	11.827	25.867	98.3	1:41.642	88.09	4.623	14:52:05.657	
2-	20.882	120.0	26.179	12.524	131.3	11.911	25.671	98.3	1:37.167 (3)	92.15	0.148	14:53:42.824
3-	20.852	122.4	26.212	12.588	132.3	11.894	25.713	98.1	1:37.259	92.06	0.240	14:55:20.083
4-	20.740	124.2	26.065	12.648	130.3	11.844	25.722	98.9	1:37.019 (1)	92.29		14:56:57.102
5-	20.972	116.9	26.281	12.621	130.5	11.829	25.822	97.6	1:37.525	91.81	0.506	14:58:34.627
6-	20.900	124.0	26.291	12.653	130.5	11.714	25.731	98.5	1:37.289	92.03	0.270	15:00:11.916
7-	20.882	123.5	26.221	12.692	130.0	11.833	25.720	98.8	1:37.348	91.98	0.329	15:01:49.264
8-	20.934	124.7	26.346	12.691	130.3	11.759	25.782	98.5	1:37.512	91.82	0.493	15:03:26.776
9-	20.912	124.5	26.236	12.786	130.3	11.779	25.737	98.8	1:37.450	91.88	0.431	15:05:04.226
10-	21.260	124.0	26.366	12.734	130.3	11.831	25.603	98.5	1:37.794	91.56	0.775	15:06:42.020
11-	20.919	124.9	26.248	12.617	131.5	11.833	25.615	98.8	1:37.232	92.09	0.213	15:08:19.252
12-	20.887	125.6	26.267	12.677	131.3	11.706	25.534	98.5	1:37.071 (2)	92.24	0.052	15:09:56.323

MCRCB BULLETIN TK200

2024 Bennetts British Superbike Championship - Round 3

2024 Pirelli National Sportbike with Moneybarn Vehicle Finance

RACE 1 - SECTOR ANALYSIS



SECTOR 1 = FL to I1, SECTOR 2 = I1 to I2, SECTOR 3 = I2 to I3, SECTOR 4 = I3 to I4, SECTOR 5 = I4 to FL, DIFF = Difference To Personal Best Lap, P = Crossed Finish Line in Pit Lane, D = Time Disallowed

P7	85	Jayden MARTIN	Triumph Daytona 660 - MIH Solutions / Macadam Racing Triumf								
IDEAL LAP TIME : 1:36.428		BEST LAP TIME : 1:36.621			DIFFERENCE : 0.193						

LAP	SECTOR 1	SECTOR 2	SECTOR 3	SECTOR 4	SECTOR 5	LAP TIME	MPH	DIFF	TIME OF DAY			
1-	106.5	26.752	12.650	133.1	11.947	26.380	96.9	1:42.770	87.13	6.149	14:52:06.785	
2-	21.008	124.0	26.210	12.643	132.1	11.732	25.866	97.2	1:37.459	91.87	0.838	14:53:44.244
3-	21.203	105.1	26.539	12.634	131.3	11.897	25.402	98.8	1:37.675	91.67	1.054	14:55:21.919
4-	21.090	116.1	26.319	12.668	132.8	11.987	25.570	98.1	1:37.634	91.71	1.013	14:56:59.553
5-	20.914	121.1	27.724	12.671	128.0	11.799	25.467	97.8	1:38.575	90.83	1.954	14:58:38.128
6-	20.976	123.1	26.394	12.693	128.5	11.682	25.287	98.5	1:37.032	92.28	0.411	15:00:15.160
7-	20.960	120.6	26.069	12.621	132.8	11.736	25.261	98.6	1:36.647 (2)	92.65	0.026	15:01:51.807
8-	20.909	118.9	26.064	12.618	131.8	11.798	25.232	98.3	1:36.621 (1)	92.67		15:03:28.428
9-	21.111	116.7	26.192	12.741	132.3	11.893	25.411	97.8	1:37.348	91.98	0.727	15:05:05.776
10-	20.863	123.3	26.117	12.695	129.5	11.683	25.365	98.2	1:36.723 (3)	92.57	0.102	15:06:42.499
11-	20.938	122.0	26.033	12.665	130.5	11.752	25.682	97.8	1:37.070	92.24	0.449	15:08:19.569
12-	20.974	119.6	26.113	12.907	128.0	11.717	25.301	98.2	1:37.012	92.30	0.391	15:09:56.581

P8	51	Rossi BANHAM	Yamaha YZF-R7 - RB Racing								
IDEAL LAP TIME : 1:36.493		BEST LAP TIME : 1:37.005			DIFFERENCE : 0.512						

LAP	SECTOR 1	SECTOR 2	SECTOR 3	SECTOR 4	SECTOR 5	LAP TIME	MPH	DIFF	TIME OF DAY			
1-	110.0	27.170	12.554	136.6	11.801	25.610	99.2	1:42.344	87.49	5.339	14:52:06.359	
2-	21.137	121.5	26.538	12.674	135.5	11.786	25.586	98.9	1:37.721	91.63	0.716	14:53:44.080
3-	21.139	121.3	26.321	12.820	133.1	11.705	25.355	98.3	1:37.340	91.99	0.335	14:55:21.420
4-	21.192	120.6	26.442	12.742	130.3	11.692	25.241	98.2	1:37.309	92.02	0.304	14:56:58.729
5-	21.201	119.4	26.326	12.751	129.8	11.739	25.316	98.1	1:37.333	91.99	0.328	14:58:36.062
6-	21.126	120.6	26.333	12.850	129.3	11.669	25.388	98.5	1:37.366	91.96	0.361	15:00:13.428
7-	21.305	118.9	26.387	12.884	128.5	11.724	25.454	98.8	1:37.754	91.60	0.749	15:01:51.182
8-	21.136	121.1	26.244	12.741	129.8	11.656	25.265	98.8	1:37.042 (2)	92.27	0.037	15:03:28.224
9-	21.120	121.3	26.231	12.795	130.8	12.005	25.761	97.9	1:37.912	91.45	0.907	15:05:06.136
10-	20.971	120.9	26.353	12.696	131.8	11.566	25.419	98.6	1:37.005 (1)	92.30		15:06:43.141
11-	21.176	119.1	26.295	12.728	131.5	11.496	25.601	97.8	1:37.296 (3)	92.03	0.291	15:08:20.437
12-	21.115	122.0	26.302	12.784	130.5	11.647	25.497	98.5	1:37.345	91.98	0.340	15:09:57.782

P9	28	Alfie DAVIDSON	Aprilia RS660 - IN Competition / SENCAT Aprilia								
IDEAL LAP TIME : 1:36.543		BEST LAP TIME : 1:36.926			DIFFERENCE : 0.383						

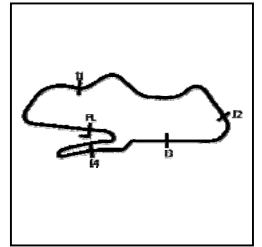
LAP	SECTOR 1	SECTOR 2	SECTOR 3	SECTOR 4	SECTOR 5	LAP TIME	MPH	DIFF	TIME OF DAY			
1-	108.4	26.819	12.605	134.2	11.963	25.743	98.3	1:42.002	87.78	5.076	14:52:06.017	
2-	21.000	119.4	26.457	12.774	131.3	11.889	25.685	98.1	1:37.805	91.55	0.879	14:53:43.822
3-	21.006	118.9	26.452	12.860	131.5	11.873	25.770	98.1	1:37.961	91.40	1.035	14:55:21.783
4-	21.080	116.5	26.356	12.673	133.1	11.895	25.463	97.9	1:37.467	91.87	0.541	14:56:59.250
5-	21.099	117.1	26.333	12.707	130.8	11.986	25.321	98.6	1:37.446	91.89	0.520	14:58:36.696
6-	21.070	120.9	26.483	12.827	130.3	11.863	25.468	98.8	1:37.711	91.64	0.785	15:00:14.407
7-	21.147	117.9	26.336	12.885	130.8	11.828	25.539	99.8	1:37.735	91.61	0.809	15:01:52.142
8-	20.930	117.7	26.171	12.809	130.8	11.728	25.288	99.4	1:36.926 (1)	92.38		15:03:29.068
9-	20.854	122.0	26.090	12.696	132.3	11.868	25.844	98.6	1:37.352	91.98	0.426	15:05:06.420
10-	20.832	122.4	26.358	12.652	134.2	11.736	25.494	98.5	1:37.072 (2)	92.24	0.146	15:06:43.492
11-	20.945	118.7	26.341	12.701	133.1	11.740	25.571	97.5	1:37.298 (3)	92.03	0.372	15:08:20.790
12-	20.962	122.4	26.349	12.880	131.0	11.746	25.363	99.1	1:37.300	92.02	0.374	15:09:58.090

MCRCB BULLETIN TK200

2024 Bennetts British Superbike Championship - Round 3

2024 Pirelli National Sportbike with Moneybarn Vehicle Finance

RACE 1 - SECTOR ANALYSIS



SECTOR 1 = FL to I1, SECTOR 2 = I1 to I2, SECTOR 3 = I2 to I3, SECTOR 4 = I3 to I4, SECTOR 5 = I4 to FL, DIFF = Difference To Personal Best Lap, P = Crossed Finish Line in Pit Lane, D = Time Disallowed

P10 14		Lewis ARROWSMITH			Aprilia RS660 - Arrowsmith Racing							
IDEAL LAP TIME : 1:36.737		BEST LAP TIME : 1:36.887			DIFFERENCE : 0.150							
LAP	SECTOR 1	SECTOR 2	SECTOR 3	SECTOR 4	SECTOR 5	LAP TIME	MPH	DIFF	TIME OF DAY			
1-		100.9	27.541	12.802	133.9	12.297	26.120	98.5	1:45.153	85.15	8.266	14:52:09.168
2-	21.114	116.9	26.551	12.722	130.8	11.864	25.847	96.5	1:38.098	91.28	1.211	14:53:47.266
3-	21.262	118.7	26.741	12.756	130.0	11.960	25.445	98.1	1:38.164	91.21	1.277	14:55:25.430
4-	21.387	118.5	26.996	12.881	131.3	12.122	25.656	97.2	1:39.042	90.41	2.155	14:57:04.472
5-	21.332	114.3	26.541	12.847	128.0	11.994	25.371	97.6	1:38.085	91.29	1.198	14:58:42.557
6-	21.249	118.1	26.417	12.819	128.5	11.838	25.464	96.6	1:37.787	91.57	0.900	15:00:20.344
7-	21.321	114.3	26.514	12.871	128.3	11.932	25.278	98.1	1:37.916	91.45	1.029	15:01:58.260
8-	21.099	119.6	26.555	12.882	129.3	11.804	27.173	98.2	1:39.513	89.98	2.626	15:03:37.773
9-	21.084	117.5	26.349	12.797	129.3	11.782	25.283	98.8	1:37.295	92.03	0.408	15:05:15.068
10-	21.053	118.7	26.215	12.738	129.3	11.758	25.230	98.8	1:36.994 (2)	92.31	0.107	15:06:52.062
11-	20.951	121.7	26.268	12.762	129.0	11.702	25.204	97.6	1:36.887 (1)	92.42		15:08:28.949
12-	21.073	117.9	26.317	12.724	129.8	11.826	25.147	97.8	1:37.087 (3)	92.23	0.200	15:10:06.036

P11 4		Jack SMITH			Aprilia RS660 - Woodland Racing							
IDEAL LAP TIME : 1:38.499		BEST LAP TIME : 1:39.129			DIFFERENCE : 0.630							
LAP	SECTOR 1	SECTOR 2	SECTOR 3	SECTOR 4	SECTOR 5	LAP TIME	MPH	DIFF	TIME OF DAY			
1-		97.1	27.939	12.802	133.1	13.211	26.105	98.1	1:46.291	84.24	7.162	14:52:10.306
2-	21.418	111.8	27.151	12.834	130.3	12.076	25.784	98.1	1:39.263	90.20	0.134	14:53:49.569
3-	21.204	112.0	26.865	12.863	131.5	12.493	25.810	97.2	1:39.235 (2)	90.23	0.106	14:55:28.804
4-	21.366	108.2	26.931	12.865	128.5	12.071	26.051	97.9	1:39.284	90.19	0.155	14:57:08.088
5-	21.464	110.9	27.261	12.889	128.0	11.985	25.643	97.6	1:39.242 (3)	90.22	0.113	14:58:47.330
6-	21.476	108.2	26.961	12.945	127.5	12.003	25.913	97.5	1:39.298	90.17	0.169	15:00:26.628
7-	21.514	112.4	26.991	12.965	127.8	12.192	25.755	98.1	1:39.417	90.06	0.288	15:02:06.045
8-	21.347	111.2	27.043	12.865	128.5	12.268	25.912	97.8	1:39.435	90.05	0.306	15:03:45.480
9-	21.406	105.5	27.294	12.938	128.0	13.240	25.956	97.2	1:40.834	88.80	1.705	15:05:26.314
10-	21.412	108.7	26.997	12.909	127.8	12.022	25.789	97.5	1:39.129 (1)	90.33		15:07:05.443
11-	21.553	110.0	27.725	13.007	127.5	12.131	26.108	96.9	1:40.524	89.07	1.395	15:08:45.967
12-	21.406	110.7	27.251	12.963	128.3	12.171	26.300	96.1	1:40.091	89.46	0.962	15:10:26.058

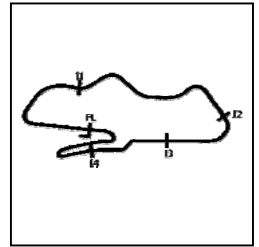
P12 61		Cameron HARRIS			Aprilia RS660 - Harris Racing / PW Gates							
IDEAL LAP TIME : 1:39.246		BEST LAP TIME : 1:39.861			DIFFERENCE : 0.615							
LAP	SECTOR 1	SECTOR 2	SECTOR 3	SECTOR 4	SECTOR 5	LAP TIME	MPH	DIFF	TIME OF DAY			
1-		99.7	27.395	12.914	127.5	12.448	26.001	96.1	1:44.937	85.33	5.076	14:52:08.952
2-	21.717	113.1	26.935	12.960	125.6	12.313	25.936	95.8	1:39.861 (1)	89.66		14:53:48.813
3-	21.577	113.5	26.886	13.114	125.9	12.563	26.240	93.0	1:40.380	89.20	0.519	14:55:29.193
4-	21.661	112.4	26.821	13.133	125.2	12.313	25.941	95.0	1:39.869 (2)	89.66	0.008	14:57:09.062
5-	21.643	114.9	27.134	13.128	123.5	12.283	25.705	95.1	1:39.893 (3)	89.64	0.032	14:58:48.955
6-	21.998	110.7	27.112	13.136	125.4	12.336	25.823	95.1	1:40.405	89.18	0.544	15:00:29.360
7-	21.732	112.0	27.070	13.271	124.0	12.285	25.709	95.7	1:40.067	89.48	0.206	15:02:09.427
8-	21.785	111.4	27.133	13.253	124.7	12.319	25.882	95.8	1:40.372	89.21	0.511	15:03:49.799
9-	21.796	111.8	27.137	13.263	124.0	12.325	25.708	95.8	1:40.229	89.33	0.368	15:05:30.028
10-	21.616	111.4	27.227	13.345	124.2	12.325	25.880	94.6	1:40.393	89.19	0.532	15:07:10.421
11-	21.791	108.0	27.278	13.215	124.2	12.340	25.814	94.6	1:40.438	89.15	0.577	15:08:50.859
12-	21.722	110.9	27.139	13.205	125.4	12.229	25.830	95.8	1:40.125	89.43	0.264	15:10:30.984

MCRCB BULLETIN TK200

2024 Bennetts British Superbike Championship - Round 3

2024 Pirelli National Sportbike with Moneybarn Vehicle Finance

RACE 1 - SECTOR ANALYSIS



SECTOR 1 = FL to I1, SECTOR 2 = I1 to I2, SECTOR 3 = I2 to I3, SECTOR 4 = I3 to I4, SECTOR 5 = I4 to FL, DIFF = Difference To Personal Best Lap, P = Crossed Finish Line in Pit Lane, D = Time Disallowed

P13 40		Darragh CREAN				Aprilia RS660 - DJ Racing Aprilia						
IDEAL LAP TIME : 1:38.777		BEST LAP TIME : 1:39.116				DIFFERENCE : 0.339						
LAP	SECTOR 1	SECTOR 2	SECTOR 3	SECTOR 4	SECTOR 5	LAP TIME	MPH	DIFF	TIME OF DAY			
1-		103.0	27.571	13.171	132.6	12.342	26.743	98.5	1:48.105	82.83	8.989	14:52:12.120
2-	21.594	105.0	27.643	12.999	133.9	14.125	25.846	98.6	1:42.207	87.61	3.091	14:53:54.327
3-	21.876	110.3	26.907	12.976	129.5	12.392	25.842	98.5	1:39.993	89.55	0.877	14:55:34.320
4-	21.391	116.3	27.604	12.852	130.5	12.474	26.125	98.2	1:40.446	89.14	1.330	14:57:14.766
5-	21.622	110.5	26.940	12.953	128.0	12.360	25.720	98.5	1:39.595	89.90	0.479	14:58:54.361
6-	21.429	114.3	27.116	12.833	132.1	12.310	25.815	99.4	1:39.503	89.99	0.387	15:00:33.864
7-	21.823	110.3	27.071	12.891	130.5	12.389	25.877	98.8	1:40.051	89.49	0.935	15:02:13.915
8-	21.562	114.1	27.377	13.213	129.8	12.258	25.841	98.5	1:40.251	89.32	1.135	15:03:54.166
9-	21.600	112.2	27.132	12.954	129.3	12.139	25.672	98.9	1:39.497 (3)	89.99	0.381	15:05:33.663
10-	21.526	113.1	26.999	12.987	128.8	12.199	25.513	99.1	1:39.224 (2)	90.24	0.108	15:07:12.887
11-	21.505	110.0	27.261	12.915	129.3	12.251	25.655	98.2	1:39.587	89.91	0.471	15:08:52.474
12-	21.541	111.2	26.928	12.878	130.0	12.133	25.636	98.8	1:39.116 (1)	90.34		15:10:31.590

P14 66		Katie HAND				Triumph Daytona 660 - MIH Solutions / Macadam Racing Triumph						
IDEAL LAP TIME : 1:39.568		BEST LAP TIME : 1:39.959				DIFFERENCE : 0.391						
LAP	SECTOR 1	SECTOR 2	SECTOR 3	SECTOR 4	SECTOR 5	LAP TIME	MPH	DIFF	TIME OF DAY			
1-		105.3	27.804	12.749	134.2	12.829	26.581	99.1	1:45.964	84.50	6.005	14:52:09.979
2-	21.545	112.2	27.832	12.790	133.1	12.515	26.244	98.9	1:40.926	88.72	0.967	14:53:50.905
3-	21.656	109.1	27.639	12.883	131.3	12.455	26.336	98.9	1:40.969	88.68	1.010	14:55:31.874
4-	21.575	114.7	27.503	12.880	129.8	12.526	26.148	99.1	1:40.632	88.98	0.673	14:57:12.506
5-	21.531	114.9	27.378	12.888	129.5	12.341	26.097	98.9	1:40.235 (2)	89.33	0.276	14:58:52.741
6-	21.687	114.7	27.505	12.866	129.8	12.301	26.208	99.1	1:40.567	89.03	0.608	15:00:33.308
7-	21.610	114.7	27.385	12.980	129.5	12.319	26.020	99.4	1:40.314	89.26	0.355	15:02:13.622
8-	21.525	115.5	27.532	12.903	129.8	12.352	26.751	99.7	1:41.063	88.60	1.104	15:03:54.685
9-	21.517	113.1	27.355	12.807	131.8	12.393	26.164	99.5	1:40.236 (3)	89.33	0.277	15:05:34.921
10-	21.400	113.3	27.098	12.894	131.0	12.436	26.131	99.1	1:39.959 (1)	89.58		15:07:14.880
11-	21.424	111.4	27.690	12.999	130.3	12.493	26.382	98.8	1:40.988	88.66	1.029	15:08:55.868
12-	21.753	112.9	27.598	13.033	130.5	12.561	26.605	97.9	1:41.550	88.17	1.591	15:10:37.418

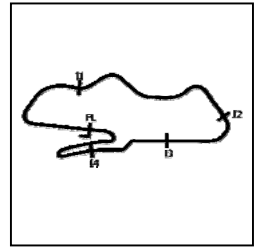
P15 44		Sam GREEN				Aprilia RS660 - Bruce Racing						
IDEAL LAP TIME : 1:39.806		BEST LAP TIME : 1:40.156				DIFFERENCE : 0.350						
LAP	SECTOR 1	SECTOR 2	SECTOR 3	SECTOR 4	SECTOR 5	LAP TIME	MPH	DIFF	TIME OF DAY			
1-		107.2	27.994	12.927	129.3	12.810	26.393	95.7	1:46.855	83.79	6.699	14:52:10.870
2-	22.251	107.3	27.370	12.931	129.0	12.281	26.616	95.0	1:41.449	88.26	1.293	14:53:52.319
3-	21.894	111.4	27.026	13.143	127.5	12.239	26.107	96.2	1:40.409 (3)	89.17	0.253	14:55:32.728
4-	21.625	113.3	26.968	12.933	129.0	12.327	26.303	96.0	1:40.156 (1)	89.40		14:57:12.884
5-	21.869	115.3	27.022	13.050	128.0	12.226	26.300	94.3	1:40.467	89.12	0.311	14:58:53.351
6-	21.788	109.8	27.052	13.074	127.5	12.250	26.179	96.0	1:40.343 (2)	89.23	0.187	15:00:33.694
7-	22.594	111.6	27.200	13.445	126.6	12.570	26.583	96.0	1:42.392	87.45	2.236	15:02:16.086
8-	22.399	106.6	27.183	13.166	126.1	12.547	26.634	96.5	1:41.929	87.84	1.773	15:03:58.015
9-	21.963	107.0	27.293	13.278	127.0	12.458	26.215	96.2	1:41.207	88.47	1.051	15:05:39.222
10-	22.029	108.7	27.412	13.076	126.8	12.236	26.060	96.2	1:40.813	88.82	0.657	15:07:20.035
11-	21.884	112.2	27.196	13.095	126.6	12.382	26.061	96.1	1:40.618	88.99	0.462	15:09:00.653
12-	22.200	109.8	27.285	13.158	127.8	12.335	26.274	95.7	1:41.252	88.43	1.096	15:10:41.905

MCRCB BULLETIN TK200

2024 Bennetts British Superbike Championship - Round 3

2024 Pirelli National Sportbike with Moneybarn Vehicle Finance

RACE 1 - SECTOR ANALYSIS



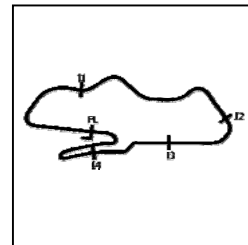
SECTOR 1 = FL to I1, SECTOR 2 = I1 to I2, SECTOR 3 = I2 to I3, SECTOR 4 = I3 to I4, SECTOR 5 = I4 to FL, DIFF = Difference To Personal Best Lap, P = Crossed Finish Line in Pit Lane, D = Time Disallowed

P16 77		Oliver MORGAN-EDWARDS					Aprilia RS660 - OME Racing				
IDEAL LAP TIME : 1:39.899		BEST LAP TIME : 1:40.212					DIFFERENCE : 0.313				
LAP	SECTOR 1	SECTOR 2	SECTOR 3	SECTOR 4	SECTOR 5	LAP TIME	MPH	DIFF	TIME OF DAY		
1-		103.7	28.375	12.872 132.3	12.753	27.368	96.2	1:48.346	82.64	8.134	14:52:12.361
2-	21.657	112.2	27.760	13.094 127.8	12.594	26.670	95.0	1:41.775	87.98	1.563	14:53:54.136
3-	22.238	114.9	27.497	13.176 127.0	12.332	26.373	95.8	1:41.616	88.12	1.404	14:55:35.752
4-	21.876	110.9	27.646	13.005 127.5	12.631	27.075	96.0	1:42.233	87.58	2.021	14:57:17.985
5-	21.807	115.7	27.299	13.062 124.7	12.348	26.185	95.0	1:40.701	88.92	0.489	14:58:58.686
6-	21.706	112.2	27.296	13.084 124.5	12.193	26.247	95.0	1:40.526 (3)	89.07	0.314	15:00:39.212
7-	21.802	113.9	27.107	13.017 127.0	12.720	26.070	95.3	1:40.716	88.90	0.504	15:02:19.928
8-	21.921	112.5	27.430	13.085 124.7	12.266	26.345	95.5	1:41.047	88.61	0.835	15:04:00.975
9-	21.694	111.4	27.218	13.112 124.7	12.518	26.087	96.0	1:40.629	88.98	0.417	15:05:41.604
10-	21.727	116.3	27.113	12.912 126.1	12.334	26.126	94.9	1:40.212 (1)	89.35		15:07:21.816
11-	21.726	113.9	27.227	13.052 125.2	12.284	26.145	95.7	1:40.434 (2)	89.15	0.222	15:09:02.250
12-	21.719	112.7	27.150	12.999 125.6	12.549	26.245	95.8	1:40.662	88.95	0.450	15:10:42.912

P17 6		Jack KNIGHTS					Aprilia RS660 - BlueMotion Racing				
IDEAL LAP TIME : 1:39.983		BEST LAP TIME : 1:40.405					DIFFERENCE : 0.422				
LAP	SECTOR 1	SECTOR 2	SECTOR 3	SECTOR 4	SECTOR 5	LAP TIME	MPH	DIFF	TIME OF DAY		
1-		99.7	28.268	13.032 129.5	12.796	26.595	95.4	1:47.163	83.55	6.758	14:52:11.178
2-	22.040	106.0	27.476	13.025 125.4	12.412	26.401	94.6	1:41.354	88.34	0.949	14:53:52.532
3-	21.834	111.2	27.148	13.110 123.1	12.374	26.550	94.9	1:41.016	88.64	0.611	14:55:33.548
4-	21.825	117.5	27.669	13.134 123.5	12.601	26.629	94.3	1:41.858	87.91	1.453	14:57:15.406
5-	21.819	115.5	27.315	13.078 122.4	12.285	26.631	93.7	1:41.128	88.54	0.723	14:58:56.534
6-	22.046	107.8	27.380	13.194 121.7	12.515	26.926	93.9	1:42.061	87.73	1.656	15:00:38.595
7-	21.995	114.7	27.216	13.221 122.4	12.892	26.483	94.6	1:41.807	87.95	1.402	15:02:20.402
8-	21.878	113.9	27.334	13.008 124.7	12.409	26.581	95.1	1:41.210	88.47	0.805	15:04:01.612
9-	21.637	107.5	27.033	13.012 125.4	12.565	26.476	94.9	1:40.723	88.90	0.318	15:05:42.335
10-	21.877	112.2	27.044	13.046 123.8	12.320	26.239	94.7	1:40.526 (3)	89.07	0.121	15:07:22.861
11-	21.706	115.9	26.846	13.016 124.2	12.493	26.400	94.9	1:40.461 (2)	89.13	0.056	15:09:03.322
12-	21.722	117.1	26.814	13.035 124.2	12.486	26.348	94.5	1:40.405 (1)	89.18		15:10:43.727

P18 69		Joshua PROUDFOOT					Yamaha YZF-R7 - Rev2Race Yamaha				
IDEAL LAP TIME : 1:40.293		BEST LAP TIME : 1:40.648					DIFFERENCE : 0.355				
LAP	SECTOR 1	SECTOR 2	SECTOR 3	SECTOR 4	SECTOR 5	LAP TIME	MPH	DIFF	TIME OF DAY		
1-		100.9	28.168	13.064 130.3	12.850	26.643	96.5	1:47.513	83.28	6.865	14:52:11.528
2-	22.060	105.3	27.455	13.153 126.1	12.736	26.571	95.3	1:41.975	87.81	1.327	14:53:53.503
3-	22.091	109.1	27.214	13.285 124.9	12.455	26.623	95.4	1:41.668	88.07	1.020	14:55:35.171
4-	22.148	109.1	27.510	13.211 124.7	12.774	26.651	95.5	1:42.294	87.53	1.646	14:57:17.465
5-	22.069	108.2	27.352	13.235 123.8	12.490	26.379	96.5	1:41.525	88.19	0.877	14:58:58.990
6-	21.969	109.1	27.467	13.278 125.2	12.257	28.464	96.2	1:43.435	86.57	2.787	15:00:42.425
7-	21.945	110.7	27.215	13.282 124.9	12.130	26.076	96.5	1:40.648 (1)	88.96		15:02:23.073
8-	21.877	108.4	27.334	13.120 127.5	12.442	26.135	95.7	1:40.908 (3)	88.73	0.260	15:04:03.981
9-	22.482	102.7	27.476	13.209 125.9	12.248	26.299	96.0	1:41.714	88.03	1.066	15:05:45.695
10-	21.991	105.0	27.200	13.206 123.1	12.608	26.314	96.1	1:41.319	88.37	0.671	15:07:27.014
11-	22.301	106.5	27.324	13.225 124.2	12.076	26.219	95.7	1:41.145	88.53	0.497	15:09:08.159
12-	21.971	110.3	27.304	13.191 125.6	12.129	26.249	95.5	1:40.844 (2)	88.79	0.196	15:10:49.003

RACE 1 - SECTOR ANALYSIS



SECTOR 1 = FL to I1, SECTOR 2 = I1 to I2, SECTOR 3 = I2 to I3, SECTOR 4 = I3 to I4, SECTOR 5 = I4 to FL, DIFF = Difference To Personal Best Lap, P = Crossed Finish Line in Pit Lane, D = Time Disallowed

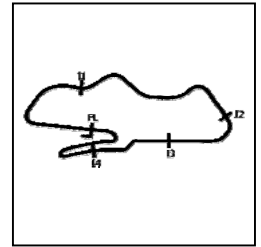
P19 20		Jack MUIR					Aprilia RS660 - Jack Muir Racing					
IDEAL LAP TIME : 1:40.397		BEST LAP TIME : 1:40.857					DIFFERENCE : 0.460					
LAP	SECTOR 1	SECTOR 2	SECTOR 3	SECTOR 4	SECTOR 5	LAP TIME	MPH	DIFF	TIME OF DAY			
1-		103.0	27.949	12.947	132.1	12.721	27.287	97.2	1:48.030	82.88	7.173	14:52:12.045
2-	21.855	109.4	27.377	12.931	128.0	12.657	27.167	97.1	1:41.987	87.79	1.130	14:53:54.032
3-	22.623	107.5	27.014	12.762	132.8	12.687	26.504	97.2	1:41.590	88.14	0.733	14:55:35.622
4-	21.895	110.5	27.560	12.961	129.5	12.639	27.143	97.1	1:42.198	87.61	1.341	14:57:17.820
5-	21.861	112.5	27.672	13.031	130.5	12.730	26.727	97.2	1:42.021	87.77	1.164	14:58:59.841
6-	21.728	112.5	27.461	12.927	129.3	12.543	26.737	96.6	1:41.396 (3)	88.31	0.539	15:00:41.237
7-	21.825	110.9	27.285	13.149	126.6	12.661	26.524	97.6	1:41.444	88.26	0.587	15:02:22.681
8-	21.765	108.9	27.675	13.059	126.6	12.555	26.699	97.6	1:41.753	88.00	0.896	15:04:04.434
9-	21.964	109.8	27.388	12.930	128.8	12.495	26.949	97.5	1:41.726	88.02	0.869	15:05:46.160
10-	21.770	108.7	27.341	12.849	129.8	12.398	26.889	97.3	1:41.247 (2)	88.44	0.390	15:07:27.407
11-	21.983	106.6	27.515	13.101	127.8	12.444	26.561	97.3	1:41.604	88.13	0.747	15:09:09.011
12-	21.719	112.4	27.103	12.963	130.3	12.409	26.663	96.9	1:40.857 (1)	88.78		15:10:49.868

P20 23		Joe ELLIS					Aprilia RS660 - JPR					
IDEAL LAP TIME : 1:41.365		BEST LAP TIME : 1:41.704					DIFFERENCE : 0.339					
LAP	SECTOR 1	SECTOR 2	SECTOR 3	SECTOR 4	SECTOR 5	LAP TIME	MPH	DIFF	TIME OF DAY			
1-		97.2	28.473	13.493	129.5	12.750	27.113	95.4	1:49.197	82.00	7.493	14:52:13.212
2-	22.304	107.8	27.271	13.068	128.0	12.589	26.805	95.8	1:42.037 (2)	87.75	0.333	14:53:55.249
3-	22.154	110.9	27.505	13.210	127.3	12.409	26.952	94.2	1:42.230	87.59	0.526	14:55:37.479
4-	22.187	109.2	27.488	13.301	124.2	12.434	27.146	94.6	1:42.556	87.31	0.852	14:57:20.035
5-	22.121	109.4	27.454	13.249	123.8	12.443	26.880	94.6	1:42.147	87.66	0.443	14:59:02.182
6-	22.195	105.3	27.501	13.314	123.8	12.402	26.640	94.3	1:42.052 (3)	87.74	0.348	15:00:44.234
7-	22.123	110.1	27.624	13.289	124.9	12.542	26.802	95.0	1:42.380	87.46	0.676	15:02:26.614
8-	22.664	105.6	27.703	13.368	124.9	12.610	27.139	94.5	1:43.484	86.52	1.780	15:04:10.098
9-	22.125	109.4	27.714	13.362	124.7	12.783	27.378	96.6	1:43.362	86.63	1.658	15:05:53.460
10-	22.682	108.7	27.570	13.248	124.5	12.537	26.899	95.5	1:42.936	86.99	1.232	15:07:36.396
11-	22.087	110.5	27.450	13.331	124.9	12.463	26.986	94.5	1:42.317	87.51	0.613	15:09:18.713
12-	21.996	112.9	27.389	13.210	125.9	12.390	26.719	94.6	1:41.704 (1)	88.04		15:11:00.417

P21 60		Lennon DOCHERTY					Kawasaki Ninja 650 - Symcirrus Motorsport					
IDEAL LAP TIME : 1:41.181		BEST LAP TIME : 1:41.337					DIFFERENCE : 0.156					
LAP	SECTOR 1	SECTOR 2	SECTOR 3	SECTOR 4	SECTOR 5	LAP TIME	MPH	DIFF	TIME OF DAY			
1-		102.7	28.396	21.541	103.0	14.134	IN PIT		1:57.587 P	76.15	16.250	14:52:21.602
2-	OUTLAP	110.1	28.241	13.494	119.1	12.583	26.936	92.6	2:40.856	55.66	59.519	14:55:02.458
3-	22.177	114.9	27.690	13.362	119.6	12.506	26.654	92.1	1:42.389	87.45	1.052	14:56:44.847
4-	22.216	114.3	28.994	14.550	113.7	18.550	34.479	56.7	1:58.789	75.38	17.452	14:58:43.636
5-	33.942	86.8	35.755	13.450	119.8	12.648	26.659	93.3	2:02.454	73.12	21.117	15:00:46.090
6-	22.261	116.5	27.709	13.450	119.6	12.448	26.408	92.5	1:42.276	87.55	0.939	15:02:28.366
7-	22.011	118.3	27.525	13.258	120.2	12.410	26.979	94.1	1:42.183 (3)	87.63	0.846	15:04:10.549
8-	21.950	115.5	27.631	13.285	124.0	12.790	26.587	93.4	1:42.243	87.58	0.906	15:05:52.792
9-	21.995	115.7	27.410	13.336	119.1	12.480	27.083	93.3	1:42.304	87.52	0.967	15:07:35.096
10-	22.051	116.7	27.454	13.371	119.6	12.400	26.307	93.4	1:41.583 (2)	88.14	0.246	15:09:16.679
11-	22.015	115.9	27.297	13.322	120.0	12.427	26.276	93.3	1:41.337 (1)	88.36		15:10:58.016

P22 56		Charlie ATKINS					Kawasaki Ninja 650 - Symcirrus Motorsport					
IDEAL LAP TIME : 1:38.484		BEST LAP TIME : 1:38.645					DIFFERENCE : 0.161					
LAP	SECTOR 1	SECTOR 2	SECTOR 3	SECTOR 4	SECTOR 5	LAP TIME	MPH	DIFF	TIME OF DAY			
1-		109.2	26.838	12.713	132.1	12.200	26.124	97.1	1:43.198	86.76	4.553	14:52:07.213
2-	21.249	118.9	26.532	12.773	130.8	12.172	25.919	96.8	1:38.645 (1)	90.77		14:53:45.858
3-	21.420	114.7	26.879	13.032	126.6	12.104	25.886	96.0	1:39.321 (3)	90.15	0.676	14:55:25.179
4-	21.485	114.3	26.948	12.972	127.0	12.407	26.140	97.5	1:39.952	89.58	1.307	14:57:05.131
5-	21.553	114.1	26.719	12.879	127.8	12.204	25.905	97.3	1:39.260 (2)	90.21	0.615	14:58:44.391
6-	21.549	117.5	26.953	13.100	124.9	12.209	26.021	95.8	1:39.832	89.69	1.187	15:00:24.223
7-	21.543	117.1	26.919	13.104	125.4	12.110	26.087	96.0	1:39.763	89.75	1.118	15:02:03.986
8-	21.723	117.1	27.389	13.967	104.5	14.244	IN PIT		1:44.814 P	85.43	6.169	15:03:48.800

RACE 1 - SECTOR ANALYSIS



SECTOR 1 = FL to I1, SECTOR 2 = I1 to I2, SECTOR 3 = I2 to I3, SECTOR 4 = I3 to I4, SECTOR 5 = I4 to FL, DIFF = Difference To Personal Best Lap, P = Crossed Finish Line in Pit Lane, D = Time Disallowed

P23 18		Jodie FIELDHOUSE			Aprilia RS660 - Go Pink Racing							
IDEAL LAP TIME : 1:43.171		BEST LAP TIME : 1:43.457			DIFFERENCE : 0.286							
LAP	SECTOR 1	SECTOR 2	SECTOR 3	SECTOR 4	SECTOR 5	LAP TIME	MPH	DIFF	TIME OF DAY			
1-	95.1	28.533	13.381	128.8	12.916	27.427	95.0	1:50.279	81.19	6.822	14:52:14.294	
2-	22.614	103.4	28.179	13.245	126.6	12.906	27.069	94.5	1:44.013	86.08	0.556	14:53:58.307
3-	22.677	105.1	28.114	13.390	124.9	12.818	27.056	93.7	1:44.055	86.05	0.598	14:55:42.362
4-	22.684	101.6	28.132	13.277	124.9	12.974	27.481	93.2	1:44.548	85.64	1.091	14:57:26.910
5-	22.394	106.5	28.176	13.342	125.2	12.707	26.838	95.8	1:43.457 (1)	86.55		14:59:10.367
6-	22.412	107.5	28.089	13.373	124.7	12.967	26.876	94.3	1:43.717 (3)	86.33	0.260	15:00:54.084
7-	22.371	106.5	28.191	13.373	124.9	12.826	26.759	95.1	1:43.520 (2)	86.49	0.063	15:02:37.604
8-	22.532	97.9	28.581	13.624	123.5	13.218	IN PIT		1:48.807 P	82.29	5.350	15:04:26.411

P24 55		Harrison DESSOY			Yamaha YZF-R7 - Rev2Race Yamaha							
IDEAL LAP TIME : 1:36.440		BEST LAP TIME : 1:36.830			DIFFERENCE : 0.390							
LAP	SECTOR 1	SECTOR 2	SECTOR 3	SECTOR 4	SECTOR 5	LAP TIME	MPH	DIFF	TIME OF DAY			
1-	112.2	26.636	12.387	135.8	12.060	25.435	98.5	1:41.144	88.53	4.314	14:52:05.159	
2-	21.158	118.7	26.006	12.351	133.4	11.831	25.484	97.8	1:36.830 (1)	92.47		14:53:41.989
3-	20.948	115.3	26.016	12.710	132.3	12.113	25.304	98.8	1:37.091 (2)	92.22	0.261	14:55:19.080

P25 11		Sean O'REILLY			Aprilia RS660 - Moto Muzzi Racing Aprilia						
IDEAL LAP TIME : 1:42.127		BEST LAP TIME :			DIFFERENCE :						
LAP	SECTOR 1	SECTOR 2	SECTOR 3	SECTOR 4	SECTOR 5	LAP TIME	MPH	DIFF	TIME OF DAY		
1-	104.3	27.874	12.960	130.5	13.056	26.607	93.5	1:47.017	83.67		14:52:11.032

MCRCB BULLETIN TK201

2024 Bennetts British Superbike Championship - Round 3

2024 Pirelli National Sportbike with Moneybarn Vehicle Finance

RACE 1 - BEST SECTORS

POS	SECTOR 1		SECTOR 2		SECTOR 3		SECTOR 4		SECTOR 5		IDEAL / BEST COMPARISON						
	NO	TIME	NO	TIME	NO	TIME	NO	TIME	NO	TIME	POS	NO	NAME	IDEAL	BEST	DIFF	
														PERFECT LAP	1:34.500		
1	13	COL 20.355	13	COL 25.736	55	DES 12.351	8	BAR 11.462	13	COL 24.596	1	13	COLOMBI	1:34.721	1:34.907	0.186	
2	17	SHE 20.692	17	SHE 25.993	17	SHE 12.382	51	BAN 11.496	47	COO 24.949	2	17	SHELTON	1:35.850	1:36.251	0.401	
3	76	STE 20.740	55	DES 26.006	13	COL 12.449	17	SHE 11.518	8	BAR 25.058	3	8	BARNES	1:35.919	1:36.220	0.301	
4	25	STR 20.756	85	MAR 26.033	8	BAR 12.471	25	STR 11.564	25	STR 25.133	4	47	COOPER	1:36.008	1:36.277	0.269	
5	47	COO 20.798	8	BAR 26.061	25	STR 12.492	13	COL 11.585	14	ARR 25.147	5	25	STRUDWICK	1:36.116	1:36.462	0.346	
6	28	DAV 20.832	76	STE 26.065	76	STE 12.492	47	COO 11.595	85	MAR 25.232	6	85	MARTIN	1:36.428	1:36.621	0.193	
7	85	MAR 20.863	47	COO 26.080	51	BAN 12.554	34	SIL 11.665	51	BAN 25.241	7	55	DESSOY	1:36.440	1:36.830	0.390	
8	8	BAR 20.867	28	DAV 26.090	34	SIL 12.572	85	MAR 11.682	17	SHE 25.265	8	51	BANHAM	1:36.493	1:37.005	0.512	
9	55	DES 20.948	25	STR 26.171	47	COO 12.586	14	ARR 11.702	28	DAV 25.288	9	76	STEPHENSON	1:36.537	1:37.019	0.482	
10	14	ARR 20.951	14	ARR 26.215	74	SMA 12.598	76	STE 11.706	55	DES 25.304	10	28	DAVIDSON	1:36.543	1:36.926	0.383	
11	51	BAN 20.971	51	BAN 26.231	28	DAV 12.605	28	DAV 11.728	40	CRE 25.513	11	14	ARROWSMITH	1:36.737	1:36.887	0.150	
12	4	SMI 21.204	34	SIL 26.256	85	MAR 12.618	55	DES 11.831	76	STE 25.534	12	56	ATKINS	1:38.484	1:38.645	0.161	
13	56	ATK 21.249	56	ATK 26.532	56	ATK 12.713	74	SMA 11.930	4	SMI 25.643	13	4	SMITH	1:38.499	1:39.129	0.630	
14	40	CRE 21.391	6	KNI 26.814	14	ARR 12.722	4	SMI 11.985	61	HAR 25.705	14	40	CREAN	1:38.777	1:39.116	0.339	
15	66	HAN 21.400	61	HAR 26.821	66	HAN 12.749	69	PRO 12.076	56	ATK 25.886	15	61	HARRIS	1:39.246	1:39.861	0.615	
16	61	HAR 21.577	4	SMI 26.865	20	MUI 12.762	56	ATK 12.104	66	HAN 26.020	16	66	HAND	1:39.568	1:39.959	0.391	
17	44	GRE 21.625	40	CRE 26.907	4	SMI 12.802	40	CRE 12.133	44	GRE 26.060	17	44	GREEN	1:39.806	1:40.156	0.350	
18	11	O'R 21.630	44	GRE 26.968	40	CRE 12.833	77	MOR 12.193	77	MOR 26.070	18	77	MORGAN-EDWARDS	1:39.899	1:40.212	0.313	
19	6	KNI 21.637	20	MUI 27.014	77	MOR 12.872	44	GRE 12.226	69	PRO 26.076	19	6	KNIGHTS	1:39.983	1:40.405	0.422	
20	77	MOR 21.657	74	SMA 27.017	61	HAR 12.914	61	HAR 12.229	6	KNI 26.239	20	69	PROUDFOOT	1:40.293	1:40.648	0.355	
21	20	MUI 21.719	66	HAN 27.098	44	GRE 12.927	6	KNI 12.285	60	DOC 26.276	21	20	MUIR	1:40.397	1:40.857	0.460	
22	69	PRO 21.877	77	MOR 27.107	11	O'R 12.960	66	HAN 12.301	20	MUI 26.504	22	60	DOCHERTY	1:41.181	1:41.337	0.156	
23	60	DOC 21.950	69	PRO 27.200	6	KNI 13.008	23	ELL 12.390	11	O'R 26.607	23	23	ELLIS	1:41.365	1:41.704	0.339	
24	23	ELL 21.996	23	ELL 27.271	69	PRO 13.064	20	MUI 12.398	23	ELL 26.640	24	11	O'REILLY	1:42.127			
25	18	FIE 22.371	60	DOC 27.297	23	ELL 13.068	60	DOC 12.400	18	FIE 26.759	25	18	FIELDHOUSE	1:43.171	1:43.457	0.286	
26			11	O'R 27.874	18	FIE 13.245	18	FIE 12.707									
27			18	FIE 28.089	60	DOC 13.258	11	O'R 13.056									

MCRCB BULLETIN TK202**2024 Bennetts British Superbike Championship - Round 3****2024 Pirelli National Sportbike with Moneybarn Vehicle Finance****RACE 1 - BEST SPEEDS**

POS	INTERMEDIATE 1		INTERMEDIATE 2		INTERMEDIATE 3		INTERMEDIATE 4		FINISH LINE	
	NO	NAME MPH	NO	NAME MPH	NO	NAME MPH	NO	NAME MPH	NO	NAME MPH
1	13	COLOMBI 126.1			51	BANHAM 136.6			13	COLOMBI 100.6
2	76	STEPHENSON 125.6			55	DESSOY 135.8			25	STRUDWICK 100.1
3	85	MARTIN 124.0			74	SMART-WEEDEN 135.8			17	SHELTON 100.1
4	47	COOPER 123.3			17	SHELTON 135.5			28	DAVIDSON 99.8
5	17	SHELTON 123.1			8	BARNES 134.7			8	BARNES 99.7
6	8	BARNES 122.9			76	STEPHENSON 134.7			66	HAND 99.7
7	25	STRUDWICK 122.6			25	STRUDWICK 134.2			47	COOPER 99.4
8	28	DAVIDSON 122.4			28	DAVIDSON 134.2			40	CREAN 99.4
9	51	BANHAM 122.0			66	HAND 134.2			51	BANHAM 99.2
10	14	ARROWSMITH 121.7			14	ARROWSMITH 133.9			76	STEPHENSON 98.9
11	11	O'REILLY 121.3			40	CREAN 133.9			85	MARTIN 98.8
12	56	ATKINS 118.9			13	COLOMBI 133.6			14	ARROWSMITH 98.8
13	55	DESSOY 118.7			85	MARTIN 133.1			55	DESSOY 98.8
14	60	DOCHERTY 118.3			4	SMITH 133.1			4	SMITH 98.1
15	6	KNIGHTS 117.5			20	MUIR 132.8			20	MUIR 97.6
16	34	SILVESTER 116.9			77	MORGAN-EDWARDS 132.3			56	ATKINS 97.5
17	40	CREAN 116.3			56	ATKINS 132.1			23	ELLIS 96.6
18	77	MORGAN-EDWARDS 116.3			47	COOPER 131.8			44	GREEN 96.5
19	66	HAND 115.5			34	SILVESTER 131.5			69	PROUDFOOT 96.5
20	44	GREEN 115.3			11	O'REILLY 130.5			77	MORGAN-EDWARDS 96.2
21	61	HARRIS 114.9			69	PROUDFOOT 130.3			61	HARRIS 96.1
22	23	ELLIS 112.9			6	KNIGHTS 129.5			18	FIELDHOUSE 95.8
23	20	MUIR 112.5			23	ELLIS 129.5			6	KNIGHTS 95.4
24	4	SMITH 112.4			44	GREEN 129.3			60	DOCHERTY 94.1
25	69	PROUDFOOT 110.7			18	FIELDHOUSE 128.8			11	O'REILLY 93.5
26	74	SMART-WEEDEN 108.4			61	HARRIS 127.5				
27	18	FIELDHOUSE 107.5			60	DOCHERTY 124.0				

MCRCB BULLETIN TK203

2024 Bennetts British Superbike Championship - Round 3

2024 Pirelli National Sportbike with Moneybarn Vehicle Finance

RACE 1 - FASTEST LAP CLASSIFICATION

POS	RACE POS	NO	NAME	NAT	ENTRY	BEST	ON
1	1	13	Edoardo COLOMBI	ITA	Aprilia RS660 - Gradara Corse Asd	1:34.907	3
2	3	8	Ash BARNES	GBR	Yamaha YZF-R7 - Raceways Yamaha	1:36.220	10
3	5	17	Zak SHELTON	GBR	Aprilia RS660 - XMT Racing	1:36.251	11
4	2	47	Richard COOPER	GBR	Triumph Daytona 660 - PHR Performance Triumph	1:36.277	2
5	4	25	Thomas STRUDWICK	GBR	Triumph Daytona 660 - TS Racing	1:36.462	12
6	7	85	Jayden MARTIN	AUS	Triumph Daytona 660 - MIH Solutions / Macadam Racing Triumph	1:36.621	8
7	24	55	Harrison DESSOY	GBR	Yamaha YZF-R7 - Rev2Race Yamaha	1:36.830	2
8	10	14	Lewis ARROWSMITH	GBR	Aprilia RS660 - Arrowsmith Racing	1:36.887	11
9	9	28	Alfie DAVIDSON	GBR	Aprilia RS660 - IN Competition / SENCAT Aprilia	1:36.926	8
10	8	51	Rossi BANHAM	GBR	Yamaha YZF-R7 - RB Racing	1:37.005	10
11	6	76	Rhys STEPHENSON	GBR	Triumph Daytona 660 - Rocket Racing	1:37.019	4
12	22	56	Charlie ATKINS	GBR	Kawasaki Ninja 650 - Symcirrus Motorsport	1:38.645	2
13	13	40	Darragh CREAN	IRL	Aprilia RS660 - DJ Racing Aprilia	1:39.116	12
14	11	4	Jack SMITH	GBR	Aprilia RS660 - Woodland Racing	1:39.129	10
15	12	61	Cameron HARRIS	GBR	Aprilia RS660 - Harris Racing / PW Gates	1:39.861	2
16	14	66	Katie HAND	GBR	Triumph Daytona 660 - MIH Solutions / Macadam Racing Triumph	1:39.959	10
17	15	44	Sam GREEN	GBR	Aprilia RS660 - Bruce Racing	1:40.156	4
18	16	77	Oliver MORGAN-EDWARDS	GBR	Aprilia RS660 - OME Racing	1:40.212	10
19	17	6	Jack KNIGHTS	GBR	Aprilia RS660 - BlueMotion Racing	1:40.405	12
20	18	69	Joshua PROUDFOOT	GBR	Yamaha YZF-R7 - Rev2Race Yamaha	1:40.648	7
21	19	20	Jack MUIR	GBR	Aprilia RS660 - Jack Muir Racing	1:40.857	12
22	21	60	Lennon DOCHERTY	GBR	Kawasaki Ninja 650 - Symcirrus Motorsport	1:41.337	11
23	20	23	Joe ELLIS	GBR	Aprilia RS660 - JPR	1:41.704	12
24	23	18	Jodie FIELDHOUSE	GBR	Aprilia RS660 - Go Pink Racing	1:43.457	5

MCRCB BULLETIN TK204

2024 Bennetts British Superbike Championship - Round 3

2024 Pirelli National Sportbike with Moneybarn Vehicle Finance

RACE 1 - STATISTICS

Competitors Started	27
Planned Start	2024-05-18 @ 14:50:00.000
Actual Start	2024-05-18 @ 14:50:24.014
Finish Time	2024-05-18 @ 15:09:36.428
Track Length	2.4873mi.
Total Laps	271
Total Distance Covered	674.0715mi.

Session Fastest Lap History

NO	NAME	LAP TIME	TIME OF DAY	LAP	VEHICLE
13	Edoardo COLOMBI	1:35.385	14:53:38.425	2	Aprilia RS660
13	Edoardo COLOMBI	1:34.907	14:55:13.332	3	Aprilia RS660

Session Leader History

NO	NAME	FROM LAP	LAPS LED	DISTANCE	VEHICLE
13	Edoardo COLOMBI	1	12	29.81 miles	Aprilia RS660

Flag History

TYPE	TIME OF DAY
GREEN	14:50:24.014
FINISH	15:09:36.428

Flag Statistics

TYPE	COUNT	TOTAL LAPS	TOTAL TIME
Green	1	12	22:12.666
Red	0	0	0.000
Safety Car	0	0	0.000
FCY	0	0	0.000

MCRCB BULLETIN TK205

2024 Bennetts British Superbike Championship - Round 3

2024 Pirelli National Sportbike with Moneybarn Vehicle Finance

RACE 1 - SESSION NOTES

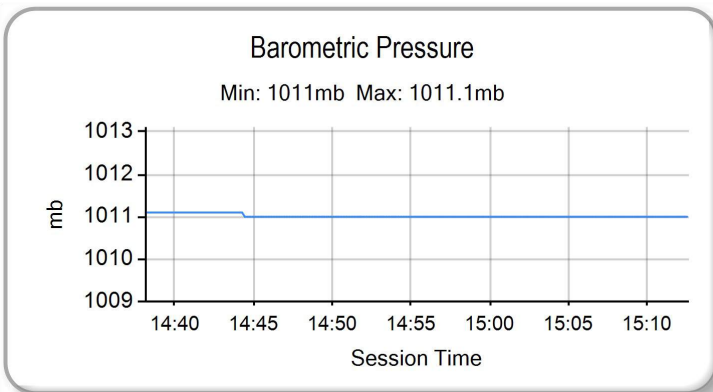
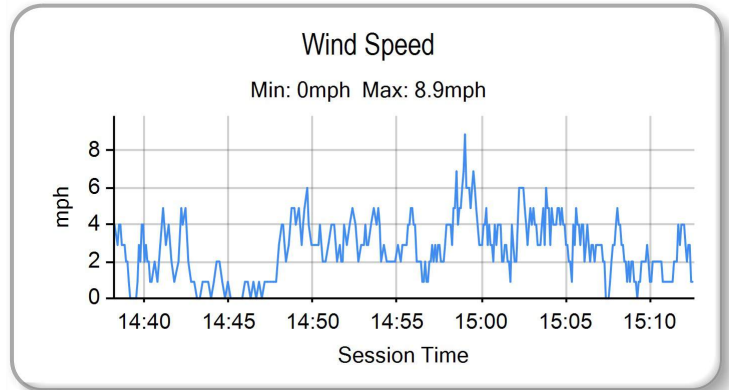
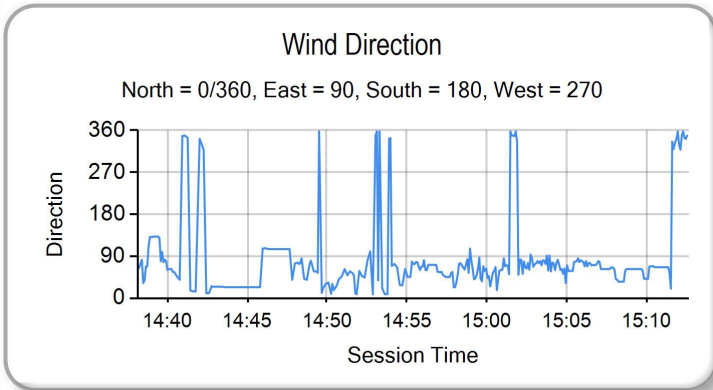
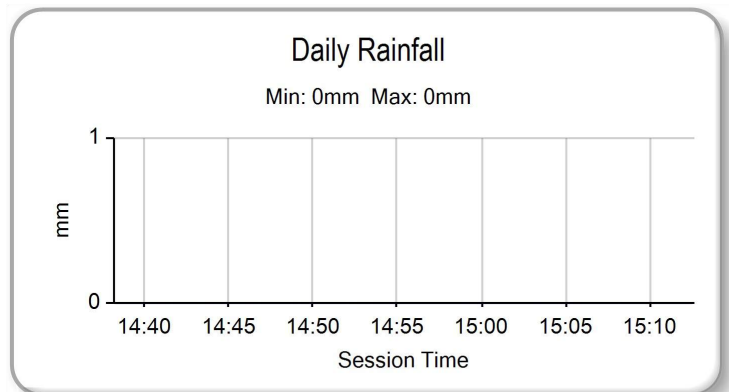
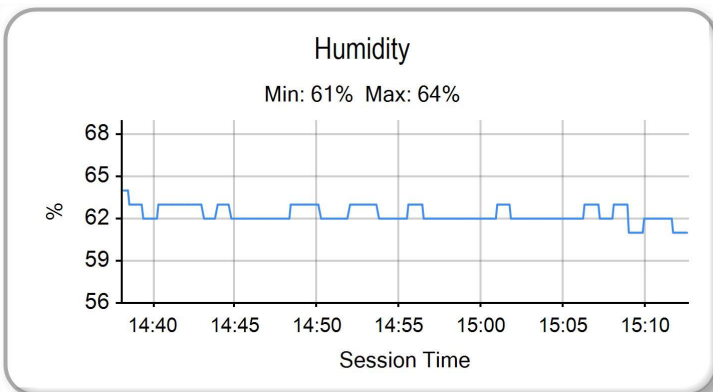
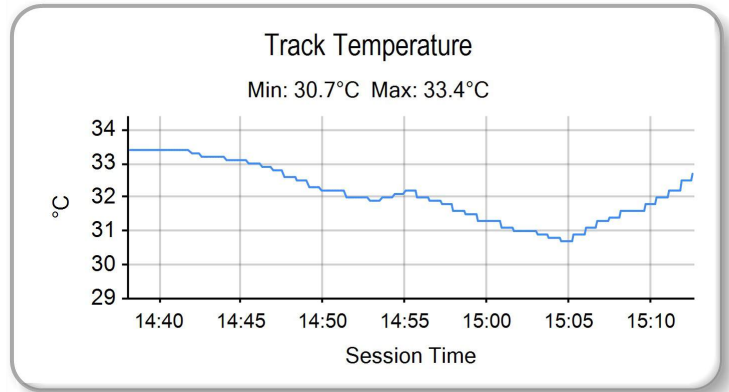
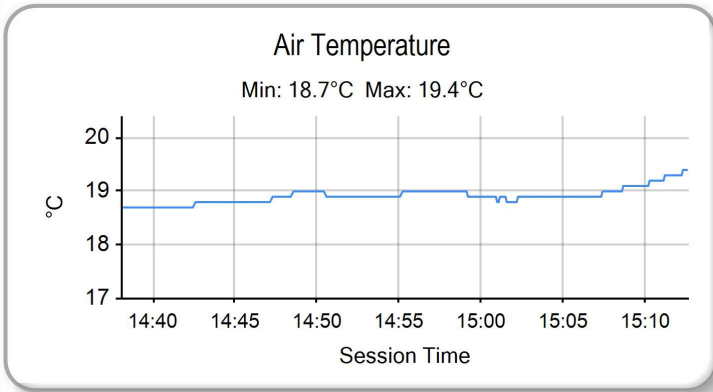
TIME	MESSAGE
14:40:02	PITLANE OPEN
14:47:33	PITLANE CLOSED
14:47:40	30 SECONDS TO WARM UP LAP
14:47:50	GREEN FLAG - WARM UP LAP
14:49:33	RACE START
14:50:53	NO JUMP STARTS
14:52:02	NO.34 FALLER AT T11 MELBOURNE HAIRPIN - RIDER OK
14:52:34	NO.74 STOPPED TECHNICAL PROBLEM - MELBOURNE
14:52:57	NO. 4 - COURSE CUT T10
14:53:00	NO.11 FALLER AT T4 OLD HAIRPIN - RIDER OK
14:53:43	NO. 40 - COURSE CUT T10
14:57:28	NO.55 FALLER AT T11 MELBOURNE HAIRPIN - RIDER TO MEDICAL CENTRE
14:59:26	LONG LAP NO. 17
14:59:53	CONTACT CAUSING A CRASH
15:00:23	LONG LAP NO. 17
15:03:18	TWO THIRDS DISTANCE COMPLETED
15:04:03	NO.56 ENTERED PITS
15:04:40	NO.18 ENTERED PITS
15:05:25	NO.18 RETIRED

MCRCB BULLETIN TK206

2024 Bennetts British Superbike Championship - Round 3

2024 Pirelli National Sportbike with Moneybarn Vehicle Finance

RACE 1 - WEATHER CONDITIONS



2024 Pirelli National Sportbike with Moneybarn Finance
RIDERS CHAMPIONSHIP CLASSIFICATION



		TOTAL	GAP	DIFF	4th - 6th May	Oulton Park International	17th - 19th May	Donington Park GP	14th - 16th June	Knockhill	5th - 7th July	Snetterton 300	19th - 21st July	Brands Hatch GP	9th - 11th August	Thruxton	24th - 26th August	Cadwell Park	13th - 15th September	Oulton Park International	27th - 29th September	Donington Park GP	14th - 13th October	Brands Hatch GP	Wins	Seconds	Thirds
					1	2	3	4	5	6	7	8	9	10	11	12	13	14	15								
1	Edoardo COLOMBI (Aprilia)	62.5			12.5	25	25																		3	0	0
2	Richard COOPER (Triumph)	55	7.5		11	22	22																		0	3	0
3	Ash BARNES (Yamaha)	48	14.5	7	8	20	20																		0	0	2
4	Alfie DAVIDSON (Aprilia)	28	34.5	20	4	16	8																		0	0	0
5	Rhys STEPHENSON (Triumph)	28	34.5	0		14	14																		0	0	0
6	Thomas STRUDWICK (Triumph)	27	35.5	1	9		18																		0	0	0
7	Harrison DESSOY (Yamaha)	25	37.5	2	7	18																			0	0	0
8	Zak SHELTON (Aprilia)	21	41.5	4	5		16																		0	0	0
9	Lewis ARROWSMITH (Aprilia)	18.5	44	2.5	2.5	10	6																		0	0	0
10	Jayden MARTIN (Triumph)	18	44.5	0.5	6		12																		0	0	0
11	Finn SMART-WEEDEN (Aprilia)	15	47.5	3	3	12																			0	0	0
12	Rossi BANHAM (Yamaha)	10	52.5	5			10																		0	0	0
13	Aaron SILVESTER (Triumph)	10	52.5	0	10																				0	0	1
14	Charlie ATKINS (Kawasaki)	8	54.5	2		8																			0	0	0
15	Darragh CREAN (Aprilia)	8	54.5	0		5	3																		0	0	0
16	Cameron HARRIS (Aprilia)	7.5	55	0.5	0.5	3	4																		0	0	0
17	Jack SMITH (Aprilia)	6.5	56	1	1.5		5																		0	0	0
18	Sean O'REILLY (Aprilia)	6	56.5	0.5		6																			0	0	0
19	Joe ELLIS (Aprilia)	4	58.5	2		4																			0	0	0
20	Katie HAND (Yamaha)	3	59.5	1	1		2																		0	0	0
21	Oliver MORGAN-EDWARDS (Aprilia)	2	60.5	1		2																			0	0	0
22	Kieran KENT (Yamaha)	2	60.5	0	2																				0	0	0
23	Sam GREEN (Aprilia)	1	61.5	1			1																		0	0	0
24	Joshua PROUDFOOT (Yamaha)	1	61.5	1		1																			0	0	0



ROW 9	27	18	Jodie FIELDHOUSE	1:43.457	26	23	Joe ELLIS	1:41.704	25	60	Lennon DOCHERTY	1:41.337
ROW 8	24	20	Jack MUIR	1:40.857	23	69	Joshua PROUDFOOT	1:40.648	22	6	Jack KNIGHTS	1:40.405
ROW 7	21	11	Sean O'REILLY		20	74	Finn SMART-WEEDEN		19	77	Oliver MORGAN-EDWARDS	1:40.212
ROW 6	18	44	Sam GREEN	1:40.156	17	66	Katie HAND	1:39.959	16	61	Cameron HARRIS	1:39.861
ROW 5	15	4	Jack SMITH	1:39.129	14	40	Darragh CREAM	1:39.116	13	56	Charlie ATKINS	1:38.645
ROW 4	12	76	Rhys STEPHENSON	1:37.019	11	51	Rossi BANHAM	1:37.005	10	28	Alfie DAVIDSON	1:36.926
ROW 3	9	34	Aaron SILVESTER		8	14	Lewis ARROWSMITH	1:36.887	7	55	Harrison DESSOY	1:36.830
ROW 2	6	85	Jayden MARTIN	1:36.621	5	25	Thomas STRUDWICK	1:36.462	4	47	Richard COOPER	1:36.277
ROW 1	3	17	Zak SHELTON	1:36.251	2	8	Ash BARNES	1:36.220	1	13	Edoardo COLOMBI	1:34.907
Pole												

These results are provisional until the conclusion of any judicial and technical matters.

Donington Park GP: 2.4873 miles

Race Director: Stuart Higgs <i>S. Higgs</i>	Stewards:	Timekeeper: Richard Evans <i>R. EVANS</i>	
<small>Digitally Approved at 15:28 Saturday, 18 May 2024</small>		<small>Digitally Approved at 15:27 Saturday, 18 May 2024</small>	

Results can be found at www.tsl-timing.com

Printed - 15:23 Saturday, 18 May 2024





WARM UP - CLASSIFICATION

POS	NO	NAME	NAT	ENTRY	TIME	ON	LAPS	GAP	DIFF	MPH
1	13	Edoardo COLOMBI	ITA	Aprilia RS660 - Gradara Corse Asd	1:35.467	5	5			93.79
2	47	Richard COOPER	GBR	Triumph Daytona 660 - PHR Performance Triumph	1:36.588	5	5	1.121	1.121	92.70
3	55	Harrison DESSOY	GBR	Yamaha YZF-R7 - Rev2Race Yamaha	1:36.791	5	5	1.324	0.203	92.51
4	76	Rhys STEPHENSON	GBR	Triumph Daytona 660 - Rocket Racing	1:37.125	5	5	1.658	0.334	92.19
5	8	Ash BARNES	GBR	Yamaha YZF-R7 - Raceways Yamaha	1:37.146	5	5	1.679	0.021	92.17
6	34	Aaron SILVESTER	GBR	Triumph Daytona 660 - MIH Solutions / Macadam Raci	1:37.426	5	5	1.959	0.280	91.91
7	51	Rossi BANHAM	GBR	Yamaha YZF-R7 - RB Racing	1:37.445	5	5	1.978	0.019	91.89
8	14	Lewis ARROWSMITH	GBR	Aprilia RS660 - Arrowsmith Racing	1:38.403	5	5	2.936	0.958	90.99
9	85	Jayden MARTIN	AUS	Triumph Daytona 660 - MIH Solutions / Macadam Raci	1:38.497	5	5	3.030	0.094	90.91
10	56	Charlie ATKINS	GBR	Kawasaki Ninja 650 - Symcirrus Motorsport	1:38.762	3	5	3.295	0.265	90.66
11	28	Alfie DAVIDSON	GBR	Aprilia RS660 - IN Competition / SENCAT Aprilia	1:38.901	4	5	3.434	0.139	90.53
12	4	Jack SMITH	GBR	Aprilia RS660 - Woodland Racing	1:40.321	5	5	4.854	1.420	89.25
13	40	Darragh CREAM	IRL	Aprilia RS660 - DJ Racing Aprilia	1:40.567	5	5	5.100	0.246	89.03
14	23	Joe ELLIS	GBR	Aprilia RS660 - JPR	1:40.876	4	5	5.409	0.309	88.76
15	77	Oliver MORGAN-EDWARDS	GBR	Aprilia RS660 - OME Racing	1:41.121	5	5	5.654	0.245	88.55
16	66	Katie HAND	GBR	Triumph Daytona 660 - MIH Solutions / Macadam Raci	1:41.242	5	5	5.775	0.121	88.44
17	60	Lennon DOCHERTY	GBR	Kawasaki Ninja 650 - Symcirrus Motorsport	1:41.543	4	5	6.076	0.301	88.18
18	44	Sam GREEN	GBR	Aprilia RS660 - Bruce Racing	1:41.655	5	5	6.188	0.112	88.08
19	11	Sean O'REILLY	GBR	Aprilia RS660 - Moto Muzzi Racing Aprilia	1:41.659	4	5	6.192	0.004	88.08
20	69	Joshua PROUDFOOT	GBR	Yamaha YZF-R7 - Rev2Race Yamaha	1:42.371	4	4	6.904	0.712	87.47
21	6	Jack KNIGHTS	GBR	Aprilia RS660 - BlueMotion Racing	1:42.379	4	5	6.912	0.008	87.46
22	18	Jodie FIELDHOUSE	GBR	Aprilia RS660 - Go Pink Racing	1:42.649	4	5	7.182	0.270	87.23
23	61	Cameron HARRIS	GBR	Aprilia RS660 - Harris Racing / PW Gates	1:42.650	3	5	7.183	0.001	87.23
24	20	Jack MUIR	GBR	Aprilia RS660 - Jack Muir Racing	1:42.724	5	5	7.257	0.074	87.17
25	74	Finn SMART-WEEDEN	GBR	Aprilia RS660 - Definitive Racing			1			
26	17	Zak SHELTON	GBR	Aprilia RS660 - XMT Racing			0			

Weather / Track : Bright / Dry

These results are provisional until the conclusion of any judicial and technical matters.

Date: 19/05/2024 Start: 09:00 Finish: 09:08

Donington Park GP: 2.4873 miles

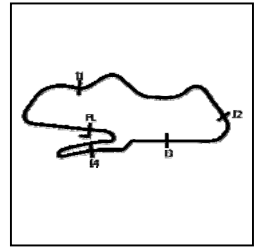
Race Director: Stuart Higgs <i>S. Higgs</i>	Stewards:	Timekeeper: Richard Evans <i>R. EVANS</i>	
<small>Digitally Approved at 09:17 Sunday, 19 May 2024</small>		<small>Digitally Approved at 09:17 Sunday, 19 May 2024</small>	

Results can be found at www.tsl-timing.com

Printed - 09:11 Sunday, 19 May 2024



WARM UP - SECTOR ANALYSIS



SECTOR 1 = FL to I1, SECTOR 2 = I1 to I2, SECTOR 3 = I2 to I3, SECTOR 4 = I3 to I4, SECTOR 5 = I4 to FL, DIFF = Difference To Personal Best Lap, P = Crossed Finish Line in Pit Lane, D = Time Disallowed

P1 13		Edoardo COLOMBI					Aprilia RS660 - Gradara Corse Asd					
IDEAL LAP TIME : 1:35.284		BEST LAP TIME : 1:35.467					DIFFERENCE : 0.183					
LAP	SECTOR 1	SECTOR 2	SECTOR 3	SECTOR 4	SECTOR 5	LAP TIME	MPH	DIFF	TIME OF DAY			
1-	OUTLAP	97.5	29.588	12.601	138.0	12.777	27.058	101.6		09:01:52.034		
2-	20.975	120.4	26.830	12.610	136.1	12.128	25.471	100.4	1:38.014	91.35	2.547	09:03:30.048
3-	20.643	123.8	26.030	12.372	136.1	11.748	25.602	101.5	1:36.395 (3)	92.89	0.928	09:05:06.443
4-	20.584	122.6	26.170	12.494	134.2	11.672	25.038	102.2	1:35.958 (2)	93.31	0.491	09:06:42.401
5-	20.538	124.5	26.114	12.471	133.9	11.533	24.811	101.6	1:35.467 (1)	93.79		09:08:17.868

P2 47		Richard COOPER					Triumph Daytona 660 - PHR Performance Triumph					
IDEAL LAP TIME : 1:36.444		BEST LAP TIME : 1:36.588					DIFFERENCE : 0.144					
LAP	SECTOR 1	SECTOR 2	SECTOR 3	SECTOR 4	SECTOR 5	LAP TIME	MPH	DIFF	TIME OF DAY			
1-	OUTLAP	106.8	28.176	12.753	131.8	12.979	25.994	99.4		09:01:47.913		
2-	21.136	112.9	26.554	12.750	130.8	11.753	25.189	99.1	1:37.382 (3)	91.95	0.794	09:03:25.295
3-	21.101	119.1	26.324	12.649	130.8	11.766	25.035	99.4	1:36.875 (2)	92.43	0.287	09:05:02.170
4-	20.918	121.7	26.342	12.762	131.5	11.802	27.823	100.3	1:39.647	89.86	3.059	09:06:41.817
5-	20.937	122.0	26.102	12.672	131.3	11.855	25.022	99.5	1:36.588 (1)	92.70		09:08:18.405

P3 55		Harrison DESOY					Yamaha YZF-R7 - Rev2Race Yamaha					
IDEAL LAP TIME : 1:36.426		BEST LAP TIME : 1:36.791					DIFFERENCE : 0.365					
LAP	SECTOR 1	SECTOR 2	SECTOR 3	SECTOR 4	SECTOR 5	LAP TIME	MPH	DIFF	TIME OF DAY			
1-	OUTLAP	111.4	27.358	12.880	131.8	12.326	26.620	99.4		09:01:55.571		
2-	21.532	112.2	27.464	12.645	132.8	11.800	25.704	99.7	1:39.145	90.31	2.354	09:03:34.716
3-	21.062	117.1	26.759	12.555	132.8	12.564	25.589	99.8	1:38.529 (3)	90.88	1.738	09:05:13.245
4-	20.938	119.8	26.000	12.541	132.3	11.968	25.375	98.9	1:36.822 (2)	92.48	0.031	09:06:50.067
5-	21.136	118.5	26.026	12.682	129.8	11.627	25.320	99.1	1:36.791 (1)	92.51		09:08:26.858

P4 76		Rhys STEPHENSON					Triumph Daytona 660 - Rocket Racing					
IDEAL LAP TIME : 1:37.125		BEST LAP TIME : 1:37.125					DIFFERENCE : 0.000					
LAP	SECTOR 1	SECTOR 2	SECTOR 3	SECTOR 4	SECTOR 5	LAP TIME	MPH	DIFF	TIME OF DAY			
1-	OUTLAP	98.9	29.354	13.209	128.0	13.087	27.242	98.3		09:01:52.503		
2-	21.390	117.1	27.754	12.618	136.3	12.039	26.081	98.6	1:39.882	89.65	2.757	09:03:32.385
3-	21.243	118.9	27.100	12.971	130.5	11.961	26.008	99.1	1:39.283 (3)	90.19	2.158	09:05:11.668
4-	21.097	122.6	26.936	12.839	129.8	11.959	25.818	100.0	1:38.649 (2)	90.77	1.524	09:06:50.317
5-	21.080	120.4	26.214	12.570	132.6	11.713	25.548	99.2	1:37.125 (1)	92.19		09:08:27.442

P5 8		Ash BARNES					Yamaha YZF-R7 - Raceways Yamaha					
IDEAL LAP TIME : 1:37.136		BEST LAP TIME : 1:37.146					DIFFERENCE : 0.010					
LAP	SECTOR 1	SECTOR 2	SECTOR 3	SECTOR 4	SECTOR 5	LAP TIME	MPH	DIFF	TIME OF DAY			
1-	OUTLAP	108.2	27.555	12.918	129.0	12.618	26.100	98.6		09:02:01.472		
2-	21.569	114.3	26.803	12.580	132.3	11.938	27.085	97.9	1:39.975 (2)	89.56	2.829	09:03:41.447
3-	22.009	105.5	26.765	12.668	131.5	12.560	26.464	99.5	1:40.466	89.12	3.320	09:05:21.913
4-	21.372	114.1	26.662	12.681	135.0	12.703	26.616	99.8	1:40.034 (3)	89.51	2.888	09:07:01.947
5-	21.155	117.9	26.278	12.590	131.8	11.844	25.279	99.4	1:37.146 (1)	92.17		09:08:39.093

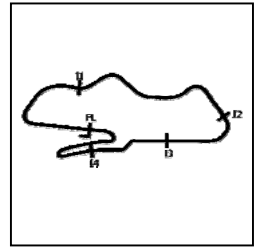
P6 34		Aaron SILVESTER					Triumph Daytona 660 - MIH Solutions / Macadam Racing Triumf					
IDEAL LAP TIME : 1:37.336		BEST LAP TIME : 1:37.426					DIFFERENCE : 0.090					
LAP	SECTOR 1	SECTOR 2	SECTOR 3	SECTOR 4	SECTOR 5	LAP TIME	MPH	DIFF	TIME OF DAY			
1-	OUTLAP	91.6	30.116	13.111	132.3	12.711	27.720	97.9		09:01:53.968		
2-	21.213	118.9	26.710	12.939	134.2	12.011	26.257	99.2	1:39.130	90.33	1.704	09:03:33.098
3-	21.376	112.7	26.663	12.986	132.3	12.042	25.827	99.5	1:38.894 (2)	90.54	1.468	09:05:11.992
4-	21.119	115.9	26.800	12.787	131.0	12.247	26.132	98.8	1:39.085 (3)	90.37	1.659	09:06:51.077
5-	20.927	118.7	26.020	12.660	130.5	11.902	25.917	98.8	1:37.426 (1)	91.91		09:08:28.503

MCRCB BULLETIN TK281

2024 Bennetts British Superbike Championship - Round 3

2024 Pirelli National Sportbike with Moneybarn Vehicle Finance

WARM UP - SECTOR ANALYSIS



SECTOR 1 = FL to I1, SECTOR 2 = I1 to I2, SECTOR 3 = I2 to I3, SECTOR 4 = I3 to I4, SECTOR 5 = I4 to FL, DIFF = Difference To Personal Best Lap, P = Crossed Finish Line in Pit Lane, D = Time Disallowed

P7 51		Rossi BANHAM				Yamaha YZF-R7 - RB Racing						
IDEAL LAP TIME : 1:37.336		BEST LAP TIME : 1:37.445				DIFFERENCE : 0.109						
LAP	SECTOR 1	SECTOR 2	SECTOR 3	SECTOR 4	SECTOR 5	LAP TIME	MPH	DIFF	TIME OF DAY			
1-		109.2	27.769	12.915	130.3	11.997	26.020	98.9		09:01:43.623		
2-	21.624	115.3	27.014	12.839	130.8	11.857	25.768	98.3	1:39.102	90.35	1.657	09:03:22.725
3-	21.403	119.4	26.830	12.849	128.8	11.698	25.698	99.7	1:38.478 (3)	90.92	1.033	09:05:01.203
4-	21.307	117.3	26.794	12.785	130.5	11.625	25.693	99.8	1:38.204 (2)	91.18	0.759	09:06:39.407
5-	21.195	120.2	26.363	12.841	129.3	11.678	25.368	99.1	1:37.445 (1)	91.89		09:08:16.852

P8 14		Lewis ARROWSMITH				Aprilia RS660 - Arrowsmith Racing						
IDEAL LAP TIME : 1:38.115		BEST LAP TIME : 1:38.403				DIFFERENCE : 0.288						
LAP	SECTOR 1	SECTOR 2	SECTOR 3	SECTOR 4	SECTOR 5	LAP TIME	MPH	DIFF	TIME OF DAY			
1-	OUTLAP	112.9	27.438	12.882	130.8	13.912	26.455	97.1				09:01:47.758
2-	21.556	111.8	26.797	12.760	130.3	12.053	25.902	97.1	1:39.068	90.38	0.665	09:03:26.826
3-	21.489	115.1	26.890	12.768	130.0	11.958	25.899	99.7	1:39.004 (3)	90.44	0.601	09:05:05.830
4-	21.303	111.8	26.869	12.706	131.0	11.982	25.631	98.3	1:38.491 (2)	90.91	0.088	09:06:44.321
5-	21.160	116.1	26.660	12.935	129.8	11.984	25.664	99.1	1:38.403 (1)	90.99		09:08:22.724

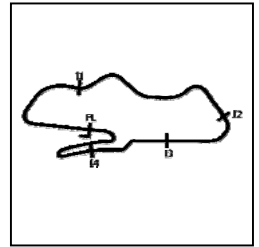
P9 85		Jayden MARTIN				Triumph Daytona 660 - MIH Solutions / Macadam Racing Triump						
IDEAL LAP TIME : 1:38.209		BEST LAP TIME : 1:38.497				DIFFERENCE : 0.288						
LAP	SECTOR 1	SECTOR 2	SECTOR 3	SECTOR 4	SECTOR 5	LAP TIME	MPH	DIFF	TIME OF DAY			
1-	OUTLAP	111.2	28.026	13.103	131.3	12.629	27.166	98.3				09:01:56.643
2-	22.367	98.5	27.866	13.121	130.8	12.101	27.122	98.5	1:42.577	87.29	4.080	09:03:39.220
3-	22.175	110.7	27.637	12.838	132.3	12.214	25.707	98.9	1:40.571 (3)	89.03	2.074	09:05:19.791
4-	21.776	110.5	27.703	12.973	128.3	11.908	25.851	98.5	1:40.211 (2)	89.35	1.714	09:07:00.002
5-	21.312	120.9	26.610	12.838	128.5	11.742	25.995	98.3	1:38.497 (1)	90.91		09:08:38.499

P10 56		Charlie ATKINS				Kawasaki Ninja 650 - Sycmirrus Motorsport						
IDEAL LAP TIME : 1:38.656		BEST LAP TIME : 1:38.762				DIFFERENCE : 0.106						
LAP	SECTOR 1	SECTOR 2	SECTOR 3	SECTOR 4	SECTOR 5	LAP TIME	MPH	DIFF	TIME OF DAY			
1-	OUTLAP	104.5	28.755	12.871	131.0	12.769	28.008	98.6				09:01:54.392
2-	21.961	107.7	27.866	12.941	128.3	12.241	25.975	98.9	1:40.984 (2)	88.67	2.222	09:03:35.376
3-	21.321	113.7	26.689	12.647	133.6	12.045	26.060	99.2	1:38.762 (1)	90.66		09:05:14.138
4-	21.702	111.1	29.304	13.568	123.5	12.413	29.633	98.1	1:46.620	83.98	7.858	09:07:00.758
5-	21.300	114.1	26.697	12.927	129.0	12.210	28.061	79.8	1:41.195 (3)	88.48	2.433	09:08:41.953

P11 28		Alfie DAVIDSON				Aprilia RS660 - IN Competition / SENCAT Aprilia						
IDEAL LAP TIME : 1:38.800		BEST LAP TIME : 1:38.901				DIFFERENCE : 0.101						
LAP	SECTOR 1	SECTOR 2	SECTOR 3	SECTOR 4	SECTOR 5	LAP TIME	MPH	DIFF	TIME OF DAY			
1-	OUTLAP	99.1	28.616	13.691	129.0	12.996	26.840	98.6				09:01:51.944
2-	21.653	103.7	27.730	12.913	132.6	12.242	26.336	99.4	1:40.874	88.76	1.973	09:03:32.818
3-	21.460	115.5	27.034	12.877	135.8	12.205	25.991	100.3	1:39.567 (2)	89.93	0.666	09:05:12.385
4-	21.371	118.7	26.798	12.741	133.1	12.004	25.987	100.6	1:38.901 (1)	90.53		09:06:51.286
5-	21.270	118.5	26.950	13.113	130.5	12.405	26.733	98.8	1:40.471 (3)	89.12	1.570	09:08:31.757

P12 4		Jack SMITH				Aprilia RS660 - Woodland Racing						
IDEAL LAP TIME : 1:39.983		BEST LAP TIME : 1:40.321				DIFFERENCE : 0.338						
LAP	SECTOR 1	SECTOR 2	SECTOR 3	SECTOR 4	SECTOR 5	LAP TIME	MPH	DIFF	TIME OF DAY			
1-	OUTLAP	95.3	28.098	13.060	131.5	12.674	27.011	99.1				09:01:49.709
2-	22.089	99.8	27.847	12.866	131.5	14.338	27.208	98.6	1:44.348	85.81	4.027	09:03:34.057
3-	21.337	111.2	27.673	12.764	132.1	12.232	26.536	100.0	1:40.542 (3)	89.06	0.221	09:05:14.599
4-	21.442	112.0	27.373	12.855	132.1	12.365	26.411	98.9	1:40.446 (2)	89.14	0.125	09:06:55.045
5-	21.512	110.3	27.363	12.927	129.0	12.222	26.297	98.8	1:40.321 (1)	89.25		09:08:35.366

WARM UP - SECTOR ANALYSIS



SECTOR 1 = FL to I1, SECTOR 2 = I1 to I2, SECTOR 3 = I2 to I3, SECTOR 4 = I3 to I4, SECTOR 5 = I4 to FL, DIFF = Difference To Personal Best Lap, P = Crossed Finish Line in Pit Lane, D = Time Disallowed

P13 40		Darragh CREAN				Aprilia RS660 - DJ Racing Aprilia						
IDEAL LAP TIME : 1:40.432		BEST LAP TIME : 1:40.567				DIFFERENCE : 0.135						
LAP	SECTOR 1	SECTOR 2	SECTOR 3	SECTOR 4	SECTOR 5	LAP TIME	MPH	DIFF	TIME OF DAY			
1-	OUTLAP	105.5	27.797	12.972	131.0	14.718	27.150	97.5		09:01:49.185		
2-	22.392	102.9	27.511	13.094	129.8	12.363	26.893	98.9	1:42.253 (3)	87.57	1.686	09:03:31.438
3-	21.922	108.9	27.388	13.343	133.4	13.524	26.224	99.8	1:42.401	87.44	1.834	09:05:13.839
4-	21.855	112.7	27.428	12.983	129.5	12.900	26.500	99.2	1:41.666 (2)	88.07	1.099	09:06:55.505
5-	21.904	112.0	27.321	12.837	130.5	12.449	26.056	98.6	1:40.567 (1)	89.03		09:08:36.072

P14 23		Joe ELLIS				Aprilia RS660 - JPR						
IDEAL LAP TIME : 1:40.600		BEST LAP TIME : 1:40.876				DIFFERENCE : 0.276						
LAP	SECTOR 1	SECTOR 2	SECTOR 3	SECTOR 4	SECTOR 5	LAP TIME	MPH	DIFF	TIME OF DAY			
1-		92.8	29.383	13.521	129.0	13.263	29.034	96.8		09:01:53.850		
2-	22.300	112.2	28.502	13.249	128.0	12.668	27.709	97.3	1:44.428	85.74	3.552	09:03:38.278
3-	22.113	110.1	27.720	13.203	126.8	12.724	26.946	97.6	1:42.706 (3)	87.18	1.830	09:05:20.984
4-	21.760	116.3	27.066	12.763	132.1	12.475	26.812	97.8	1:40.876 (1)	88.76		09:07:01.860
5-	21.727	107.0	27.183	13.030	126.3	12.453	26.591	97.5	1:40.984 (2)	88.67	0.108	09:08:42.844

P15 77		Oliver MORGAN-EDWARDS				Aprilia RS660 - OME Racing						
IDEAL LAP TIME : 1:40.894		BEST LAP TIME : 1:41.121				DIFFERENCE : 0.227						
LAP	SECTOR 1	SECTOR 2	SECTOR 3	SECTOR 4	SECTOR 5	LAP TIME	MPH	DIFF	TIME OF DAY			
1-	OUTLAP	102.6	29.035	13.361	126.1	12.853	27.808	94.7		09:01:57.222		
2-	22.273	106.1	28.677	13.061	130.0	13.006	27.125	94.3	1:44.142	85.98	3.021	09:03:41.364
3-	22.466	103.4	27.941	13.023	130.0	12.438	26.791	95.7	1:42.659 (3)	87.22	1.538	09:05:24.023
4-	21.925	115.3	27.388	12.881	129.0	12.512	26.906	93.7	1:41.612 (2)	88.12	0.491	09:07:05.635
5-	21.821	113.5	27.598	12.898	129.5	12.428	26.376	95.1	1:41.121 (1)	88.55		09:08:46.756

P16 66		Katie HAND				Triumph Daytona 660 - MIH Solutions / Macadam Racing Triumph						
IDEAL LAP TIME : 1:40.979		BEST LAP TIME : 1:41.242				DIFFERENCE : 0.263						
LAP	SECTOR 1	SECTOR 2	SECTOR 3	SECTOR 4	SECTOR 5	LAP TIME	MPH	DIFF	TIME OF DAY			
1-	OUTLAP	91.3	30.613	13.364	132.1	12.984	28.778	99.4		09:01:54.815		
2-	22.501	101.9	28.440	12.946	134.2	12.689	27.661	101.2	1:44.237	85.90	2.995	09:03:39.052
3-	22.063	108.2	27.757	12.961	133.1	12.629	26.865	100.3	1:42.275 (3)	87.55	1.033	09:05:21.327
4-	21.849	110.0	27.541	12.890	132.6	12.458	27.087	101.0	1:41.825 (2)	87.93	0.583	09:07:03.152
5-	21.689	111.1	27.644	12.938	131.0	12.570	26.401	99.8	1:41.242 (1)	88.44		09:08:44.394

P17 60		Lennon DOCHERTY				Kawasaki Ninja 650 - Sycmirrus Motorsport						
IDEAL LAP TIME : 1:41.475		BEST LAP TIME : 1:41.543				DIFFERENCE : 0.068						
LAP	SECTOR 1	SECTOR 2	SECTOR 3	SECTOR 4	SECTOR 5	LAP TIME	MPH	DIFF	TIME OF DAY			
1-	OUTLAP	105.5	28.827	13.304	126.8	13.083	27.658	94.5		09:01:55.548		
2-	22.107	108.7	27.808	13.019	127.0	12.580	27.115	93.7	1:42.629 (2)	87.25	1.086	09:03:38.177
3-	22.348	111.4	27.796	13.083	125.4	12.639	28.400	94.9	1:44.266 (3)	85.88	2.723	09:05:22.443
4-	21.886	115.5	27.253	13.087	123.3	12.443	26.874	91.3	1:41.543 (1)	88.18		09:07:03.986
5-	44.386	101.6	29.019	13.555	118.5	12.736	27.537	72.7	2:07.233	70.37	25.690	09:09:11.219

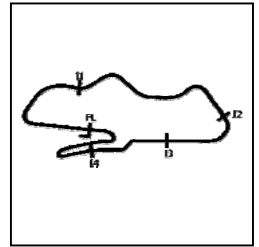
P18 44		Sam GREEN				Aprilia RS660 - Bruce Racing						
IDEAL LAP TIME : 1:41.446		BEST LAP TIME : 1:41.655				DIFFERENCE : 0.209						
LAP	SECTOR 1	SECTOR 2	SECTOR 3	SECTOR 4	SECTOR 5	LAP TIME	MPH	DIFF	TIME OF DAY			
1-	OUTLAP	99.1	28.970	14.129	123.1	13.160	28.842	95.8		09:01:54.376		
2-	22.485	111.4	28.238	13.242	129.3	12.804	27.784	96.5	1:44.553	85.64	2.898	09:03:38.929
3-	22.771	99.8	27.613	13.137	129.3	12.460	28.236	93.8	1:44.217 (3)	85.92	2.562	09:05:23.146
4-	22.327	114.5	27.213	13.088	125.4	12.651	27.342	96.5	1:42.621 (2)	87.25	0.966	09:07:05.767
5-	22.204	113.5	27.382	13.128	129.5	12.276	26.665	97.6	1:41.655 (1)	88.08		09:08:47.422

MCRCB BULLETIN TK281

2024 Bennetts British Superbike Championship - Round 3

2024 Pirelli National Sportbike with Moneybarn Vehicle Finance

WARM UP - SECTOR ANALYSIS



SECTOR 1 = FL to I1, SECTOR 2 = I1 to I2, SECTOR 3 = I2 to I3, SECTOR 4 = I3 to I4, SECTOR 5 = I4 to FL, DIFF = Difference To Personal Best Lap, P = Crossed Finish Line in Pit Lane, D = Time Disallowed

P19 11		Sean O'REILLY					Aprilia RS660 - Moto Muzzi Racing Aprilia					
IDEAL LAP TIME : 1:41.380		BEST LAP TIME : 1:41.659					DIFFERENCE : 0.279					
LAP	SECTOR 1	SECTOR 2	SECTOR 3	SECTOR 4	SECTOR 5	LAP TIME	MPH	DIFF	TIME OF DAY			
1-	OUTLAP	91.3	30.801	13.574	126.3	13.187	28.586	96.0		09:01:56.291		
2-	22.342	104.5	28.132	13.217	126.6	12.824	27.145	95.3	1:43.660	86.38	2.001	09:03:39.951
3-	22.062	108.7	27.675	13.166	127.8	12.599	27.626	95.7	1:43.128 (3)	86.82	1.469	09:05:23.079
4-	21.825	116.1	27.318	13.273	125.6	12.717	26.526	96.6	1:41.659 (1)	88.08		09:07:04.738
5-	21.878	112.2	27.982	13.165	126.3	12.546	26.931	96.1	1:42.502 (2)	87.35	0.843	09:08:47.240

P20 69		Joshua PROUDFOOT					Yamaha YZF-R7 - Rev2Race Yamaha					
IDEAL LAP TIME : 1:42.292		BEST LAP TIME : 1:42.371					DIFFERENCE : 0.079					
LAP	SECTOR 1	SECTOR 2	SECTOR 3	SECTOR 4	SECTOR 5	LAP TIME	MPH	DIFF	TIME OF DAY			
1-	OUTLAP	98.9	28.987	13.444	125.2	12.639	26.971	96.4				09:03:01.676
2-	22.464	99.4	28.153	13.396	124.5	12.673	26.820	96.5	1:43.506 (3)	86.51	1.135	09:04:45.182
3-	22.486	102.4	27.904	13.407	124.2	12.427	26.698	96.5	1:42.922 (2)	87.00	0.551	09:06:28.104
4-	22.543	102.1	27.850	13.282	125.2	12.364	26.332	96.8	1:42.371 (1)	87.47		09:08:10.475

P21 6		Jack KNIGHTS					Aprilia RS660 - BlueMotion Racing					
IDEAL LAP TIME : 1:42.043		BEST LAP TIME : 1:42.379					DIFFERENCE : 0.336					
LAP	SECTOR 1	SECTOR 2	SECTOR 3	SECTOR 4	SECTOR 5	LAP TIME	MPH	DIFF	TIME OF DAY			
1-	OUTLAP	97.1	29.605	13.530	125.2	13.396	28.390	97.1				09:01:56.470
2-	22.321	101.2	28.348	12.984	124.9	12.886	27.149	96.4	1:43.688 (3)	86.35	1.309	09:03:40.158
3-	22.026	104.6	27.658	13.055	128.5	12.809	27.485	96.0	1:43.033 (2)	86.90	0.654	09:05:23.191
4-	21.894	111.8	27.288	13.196	125.6	12.728	27.273	92.9	1:42.379 (1)	87.46		09:07:05.570
5-	22.981	105.1	27.928	13.187	125.2	14.248	IN PIT		1:54.979 P	77.87	12.600	09:09:00.549

P22 18		Jodie FIELDHOUSE					Aprilia RS660 - Go Pink Racing					
IDEAL LAP TIME : 1:42.428		BEST LAP TIME : 1:42.649					DIFFERENCE : 0.221					
LAP	SECTOR 1	SECTOR 2	SECTOR 3	SECTOR 4	SECTOR 5	LAP TIME	MPH	DIFF	TIME OF DAY			
1-	OUTLAP	94.9	30.753	13.192	129.5	13.487	28.216	97.3				09:01:55.186
2-	23.125	103.8	29.599	13.108	129.8	12.916	27.007	97.6	1:45.755	84.67	3.106	09:03:40.941
3-	22.425	102.1	28.158	13.156	126.8	12.841	27.006	98.3	1:43.586 (2)	86.44	0.937	09:05:24.527
4-	22.177	105.1	27.818	13.025	128.0	13.062	26.567	97.8	1:42.649 (1)	87.23		09:07:07.176
5-	22.301	106.3	27.901	13.111	127.0	13.158	27.196	95.5	1:43.667 (3)	86.37	1.018	09:08:50.843

P23 61		Cameron HARRIS					Aprilia RS660 - Harris Racing / PW Gates					
IDEAL LAP TIME : 1:42.331		BEST LAP TIME : 1:42.650					DIFFERENCE : 0.319					
LAP	SECTOR 1	SECTOR 2	SECTOR 3	SECTOR 4	SECTOR 5	LAP TIME	MPH	DIFF	TIME OF DAY			
1-	OUTLAP	97.8	28.826	13.427	126.8	12.749	28.239	94.2				09:02:13.458
2-	22.778	105.5	28.032	13.382	125.6	12.647	26.873	95.1	1:43.712 (3)	86.33	1.062	09:03:57.170
3-	22.085	105.8	27.914	13.344	125.9	12.435	26.872	96.1	1:42.650 (1)	87.23		09:05:39.820
4-	22.195	109.8	27.727	13.354	125.9	12.696	26.740	95.1	1:42.712 (2)	87.18	0.062	09:07:22.532
5-	22.349	102.2	28.788	13.457	125.6	12.647	27.642	90.8	1:44.883	85.37	2.233	09:09:07.415

P24 20		Jack MUIR					Aprilia RS660 - Jack Muir Racing					
IDEAL LAP TIME : 1:42.435		BEST LAP TIME : 1:42.724					DIFFERENCE : 0.289					
LAP	SECTOR 1	SECTOR 2	SECTOR 3	SECTOR 4	SECTOR 5	LAP TIME	MPH	DIFF	TIME OF DAY			
1-	OUTLAP	104.8	29.152	13.333	130.5	12.904	27.843	96.2				09:01:51.063
2-	22.431	108.7	28.292	13.040	131.8	12.508	29.016	98.5	1:45.287	85.04	2.563	09:03:36.350
3-	22.036	109.4	27.940	13.145	126.8	12.703	27.058	97.5	1:42.882 (2)	87.03	0.158	09:05:19.232
4-	22.196	111.1	27.934	13.109	131.0	12.801	27.747	98.5	1:43.787 (3)	86.27	1.063	09:07:03.019
5-	21.992	109.4	27.837	13.052	129.3	12.597	27.246	98.1	1:42.724 (1)	87.17		09:08:45.743

P25 74		Finn SMART-WEEDEN					Aprilia RS660 - Definitive Racing					
IDEAL LAP TIME :		BEST LAP TIME :					DIFFERENCE :					
LAP	SECTOR 1	SECTOR 2	SECTOR 3	SECTOR 4	SECTOR 5	LAP TIME	MPH	DIFF	TIME OF DAY			
1-	OUTLAP	108.7	27.880	12.768	133.4	36.130	IN PIT		P			09:02:14.251

MCRCB BULLETIN TK282

2024 Bennetts British Superbike Championship - Round 3

2024 Pirelli National Sportbike with Moneybarn Vehicle Finance

WARM UP - BEST SECTORS

POS	SECTOR 1			SECTOR 2			SECTOR 3			SECTOR 4			SECTOR 5			IDEAL / BEST COMPARISON					
	NO	TIME		NO	TIME		NO	TIME		NO	TIME		NO	TIME		POS	NO	NAME	IDEAL	BEST	DIFF
1	13	COL	20.538	55	DES	26.000	13	COL	12.372	13	COL	11.533	13	COL	24.811	1	13	COLOMBI	1:35.284	1:35.467	0.183
2	47	COO	20.918	34	SIL	26.020	55	DES	12.541	51	BAN	11.625	47	COO	25.022	2	55	DESSOY	1:36.426	1:36.791	0.365
3	34	SIL	20.927	13	COL	26.030	76	STE	12.570	55	DES	11.627	8	BAR	25.279	3	47	COOPER	1:36.444	1:36.588	0.144
4	55	DES	20.938	47	COO	26.102	8	BAR	12.580	76	STE	11.713	55	DES	25.320	4	76	STEPHENSON	1:37.125	1:37.125	0.000
5	76	STE	21.080	76	STE	26.214	56	ATK	12.647	85	MAR	11.742	51	BAN	25.368	5	8	BARNES	1:37.136	1:37.146	0.010
6	8	BAR	21.155	8	BAR	26.278	47	COO	12.649	47	COO	11.753	76	STE	25.548	6	34	SILVESTER	1:37.336	1:37.426	0.090
7	14	ARR	21.160	51	BAN	26.363	34	SIL	12.660	8	BAR	11.844	14	ARR	25.631	7	51	BANHAM	1:37.336	1:37.445	0.109
8	51	BAN	21.195	85	MAR	26.610	14	ARR	12.706	34	SIL	11.902	85	MAR	25.707	8	14	ARROWSMITH	1:38.115	1:38.403	0.288
9	28	DAV	21.270	14	ARR	26.660	28	DAV	12.741	14	ARR	11.958	34	SIL	25.827	9	85	MARTIN	1:38.209	1:38.497	0.288
10	56	ATK	21.300	56	ATK	26.689	23	ELL	12.763	28	DAV	12.004	56	ATK	25.975	10	56	ATKINS	1:38.656	1:38.762	0.106
11	85	MAR	21.312	28	DAV	26.798	4	SMI	12.764	56	ATK	12.045	28	DAV	25.987	11	28	DAVIDSON	1:38.800	1:38.901	0.101
12	4	SMI	21.337	23	ELL	27.066	74	SMA	12.768	4	SMI	12.222	40	CRE	26.056	12	4	SMITH	1:39.983	1:40.321	0.338
13	66	HAN	21.689	44	GRE	27.213	51	BAN	12.785	44	GRE	12.276	4	SMI	26.297	13	40	CREAN	1:40.432	1:40.567	0.135
14	23	ELL	21.727	60	DOC	27.253	17	SHE	12.792	40	CRE	12.363	69	PRO	26.332	14	23	ELLIS	1:40.600	1:40.876	0.276
15	77	MOR	21.821	6	KNI	27.288	40	CRE	12.837	69	PRO	12.364	77	MOR	26.376	15	77	MORGAN-EDWARDS	1:40.894	1:41.121	0.227
16	11	O'R	21.825	11	O'R	27.318	85	MAR	12.838	77	MOR	12.428	66	HAN	26.401	16	66	HAND	1:40.979	1:41.242	0.263
17	40	CRE	21.855	40	CRE	27.321	77	MOR	12.881	61	HAR	12.435	11	O'R	26.526	17	11	O'REILLY	1:41.380	1:41.659	0.279
18	60	DOC	21.886	4	SMI	27.363	66	HAN	12.890	60	DOC	12.443	18	FIE	26.567	18	44	GREEN	1:41.446	1:41.655	0.209
19	6	KNI	21.894	77	MOR	27.388	6	KNI	12.984	23	ELL	12.453	23	ELL	26.591	19	60	DOCHERTY	1:41.475	1:41.543	0.068
20	20	MUI	21.992	66	HAN	27.541	60	DOC	13.019	66	HAN	12.458	44	GRE	26.665	20	6	KNIGHTS	1:42.043	1:42.379	0.336
21	61	HAR	22.085	61	HAR	27.727	18	FIE	13.025	20	MUI	12.508	61	HAR	26.740	21	69	PROUDFOOT	1:42.292	1:42.371	0.079
22	18	FIE	22.177	17	SHE	27.791	20	MUI	13.040	11	O'R	12.546	60	DOC	26.874	22	61	HARRIS	1:42.331	1:42.650	0.319
23	44	GRE	22.204	18	FIE	27.818	44	GRE	13.088	6	KNI	12.728	20	MUI	27.058	23	18	FIELDHOUSE	1:42.428	1:42.649	0.221
24	69	PRO	22.464	20	MUI	27.837	11	O'R	13.165	18	FIE	12.841	6	KNI	27.149	24	20	MUIR	1:42.435	1:42.724	0.289
25				69	PRO	27.850	69	PRO	13.282	74	SMA	36.130				25	74	SMART-WEEDEN			
26				74	SMA	27.880	61	HAR	13.344												

PERFECT LAP 1:35.254

MCRCB BULLETIN TK283**2024 Bennetts British Superbike Championship - Round 3****2024 Pirelli National Sportbike with Moneybarn Vehicle Finance****WARM UP - BEST SPEEDS**

POS	INTERMEDIATE 1		INTERMEDIATE 2		INTERMEDIATE 3		INTERMEDIATE 4		FINISH LINE					
	NO	NAME	MPH	NO	NAME	MPH	NO	NAME	MPH	NO	NAME	MPH		
1	13	COLOMBI	124.5			13	COLOMBI	138.0			13	COLOMBI	102.2	
2	76	STEPHENSON	122.6			76	STEPHENSON	136.3			66	HAND	101.2	
3	47	COOPER	122.0			28	DAVIDSON	135.8			28	DAVIDSON	100.6	
4	85	MARTIN	120.9			8	BARNES	135.0			47	COOPER	100.3	
5	51	BANHAM	120.2			34	SILVESTER	134.2			76	STEPHENSON	100.0	
6	55	DESSOY	119.8			66	HAND	134.2			4	SMITH	100.0	
7	34	SILVESTER	118.9			56	ATKINS	133.6			55	DESSOY	99.8	
8	28	DAVIDSON	118.7			40	CREAN	133.4			8	BARNES	99.8	
9	8	BARNES	117.9			74	SMART-WEEDEN	133.4			51	BANHAM	99.8	
10	23	ELLIS	116.3			55	DESSOY	132.8			40	CREAN	99.8	
11	14	ARROWSMITH	116.1			85	MARTIN	132.3			14	ARROWSMITH	99.7	
12	11	O'REILLY	116.1			4	SMITH	132.1			34	SILVESTER	99.5	
13	60	DOCHERTY	115.5			23	ELLIS	132.1			56	ATKINS	99.2	
14	77	MORGAN-EDWARDS	115.3			47	COOPER	131.8			85	MARTIN	98.9	
15	44	GREEN	114.5			20	MUIR	131.8			20	MUIR	98.5	
16	56	ATKINS	114.1			14	ARROWSMITH	131.0			18	FIELDHOUSE	98.3	
17	40	CREAN	112.7			51	BANHAM	130.8			23	ELLIS	97.8	
18	4	SMITH	112.0			17	SHELTON	130.8			44	GREEN	97.6	
19	6	KNIGHTS	111.8			77	MORGAN-EDWARDS	130.0			6	KNIGHTS	97.1	
20	66	HAND	111.1			18	FIELDHOUSE	129.8			69	PROUDFOOT	96.8	
21	20	MUIR	111.1			44	GREEN	129.5			11	O'REILLY	96.6	
22	61	HARRIS	109.8			6	KNIGHTS	128.5			61	HARRIS	96.1	
23	17	SHELTON	109.4			11	O'REILLY	127.8			77	MORGAN-EDWARDS	95.7	
24	74	SMART-WEEDEN	108.7			60	DOCHERTY	127.0			60	DOCHERTY	94.9	
25	18	FIELDHOUSE	106.3			61	HARRIS	126.8						
26	69	PROUDFOOT	102.4			69	PROUDFOOT	125.2						

MCRCB BULLETIN TK284

2024 Bennetts British Superbike Championship - Round 3

2024 Pirelli National Sportbike with Moneybarn Vehicle Finance

WARM UP - STATISTICS

Competitors Started	26
Planned Start	2024-05-19 @ 09:00:00.000
Actual Start	2024-05-19 @ 09:00:01.563
Finish Time	2024-05-19 @ 09:08:01.563
Track Length	2.4873mi.
Total Laps	121
Total Distance Covered	300.9692mi.

Session Fastest Lap History

NO	NAME	LAP TIME	TIME OF DAY	LAP	VEHICLE
51	Rossi BANHAM	1:39.102	09:03:22.725	2	Yamaha YZF-R7
47	Richard COOPER	1:37.382	09:03:25.295	2	Triumph Daytona 660
47	Richard COOPER	1:36.875	09:05:02.170	3	Triumph Daytona 660
13	Edoardo COLOMBI	1:36.395	09:05:06.443	3	Aprilia RS660
13	Edoardo COLOMBI	1:35.958	09:06:42.401	4	Aprilia RS660
13	Edoardo COLOMBI	1:35.467	09:08:17.868	5	Aprilia RS660

Flag History

TYPE	TIME OF DAY
GREEN	09:00:01.563
FINISH	09:08:01.563

Flag Statistics

TYPE	COUNT	TOTAL LAPS	TOTAL TIME
Green	1	5	11:01.418
Red	0	0	0.000
Safety Car	0	0	0.000
FCY	0	0	0.000

MCRCB BULLETIN TK285

2024 Bennetts British Superbike Championship - Round 3

2024 Pirelli National Sportbike with Moneybarn Vehicle Finance

WARM UP - SESSION NOTES

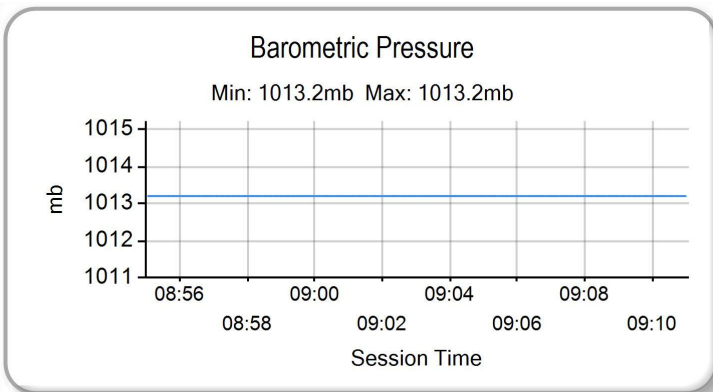
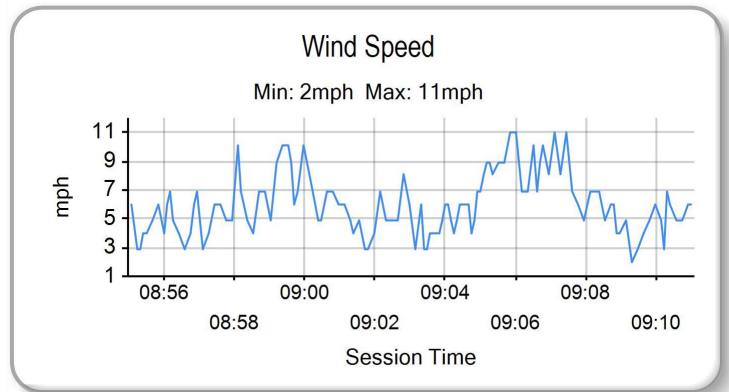
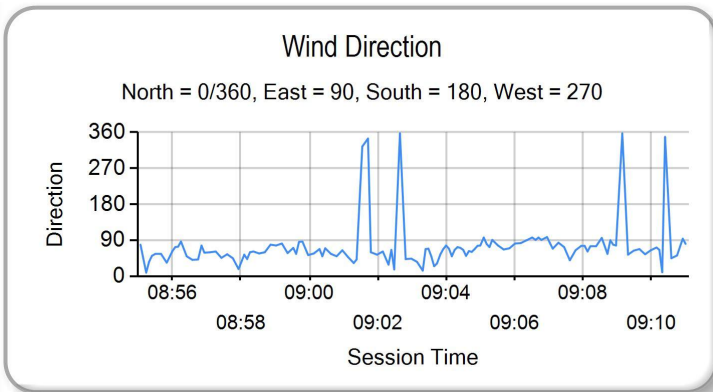
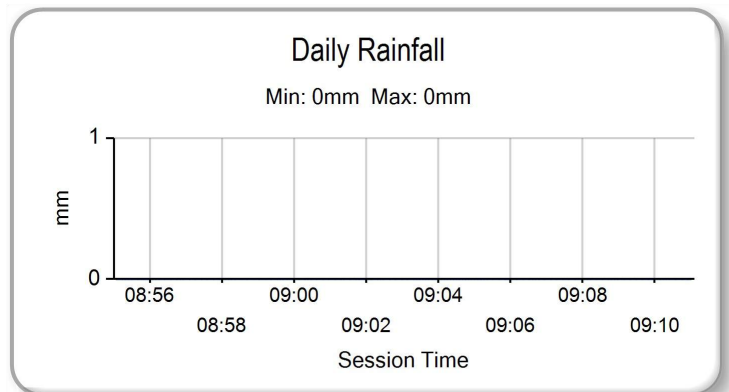
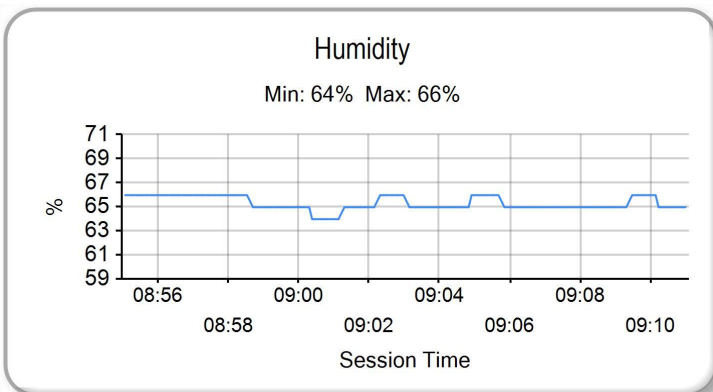
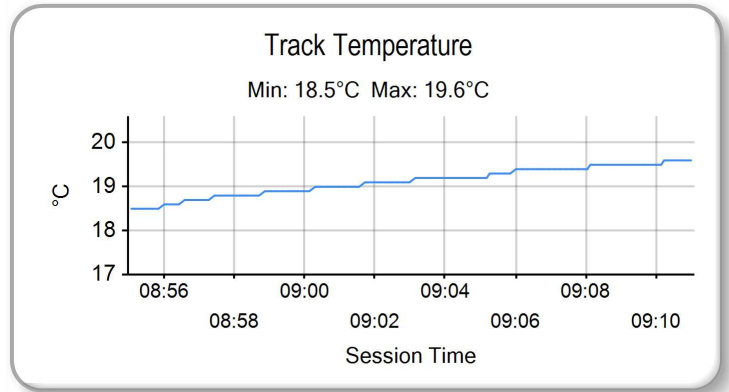
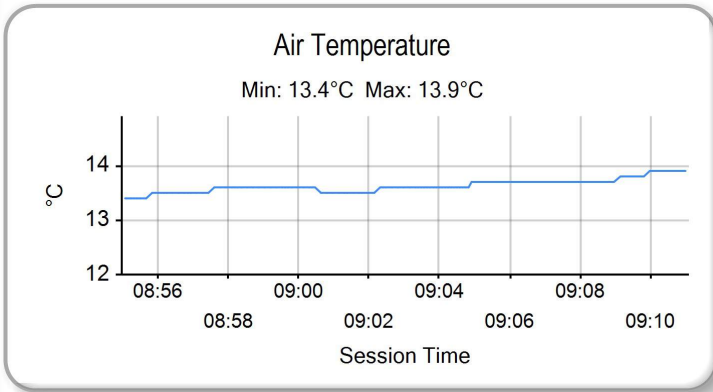
TIME	MESSAGE
08:59:13	.
09:01:36	NO.17 FALLER AT T9/10 ESSES - RIDER OK

MCRCB BULLETIN TK286

2024 Bennetts British Superbike Championship - Round 3

2024 Pirelli National Sportbike with Moneybarn Vehicle Finance

WARM UP - WEATHER CONDITIONS





ROW 9	27	1:43.457	18 Jodie FIELDHOUSE	26	1:41.704	23 Joe ELLIS	25	1:41.337	60 Lennon DOCHERTY
ROW 8	24	1:40.857	20 Jack MUIR	23	1:40.648	69 Joshua PROUDFOOT	22	1:40.405	6 Jack KNIGHTS
ROW 7	21		11 Sean O'REILLY	20		74 Finn SMART-WEEDEN	19	1:40.212	77 Oliver MORGAN-EDWARDS
ROW 6	18	1:40.156	44 Sam GREEN	17	1:39.959	66 Katie HAND	16	1:39.861	61 Cameron HARRIS
ROW 5	15	1:39.129	4 Jack SMITH	14	1:39.116	40 Darragh CREAM	13	1:38.645	56 Charlie ATKINS
ROW 4	12	1:37.019	76 Rhys STEPHENSON	11	1:37.005	51 Rossi BANHAM	10	1:36.926	28 Alfie DAVIDSON
ROW 3	9		34 Aaron SILVESTER	8	1:36.887	14 Lewis ARROWSMITH	7	1:36.830	55 Harrison DESSOY
ROW 2	6	1:36.621	85 Jayden MARTIN	5	1:36.462	25 Thomas STRUDWICK	4	1:36.277	47 Richard COOPER
ROW 1	3	1:36.251	17 Zak SHELTON	2	1:36.220	8 Ash BARNES	1	1:34.907	13 Edoardo COLOMBI
Pole									

Donington Park GP: 2.4873 miles

Chief Steward:	Steward:	Steward:	
----------------	----------	----------	--

Results can be found at www.tsl-timing.com

Printed - 09:13 Sunday, 19 May 2024





RACE 2 - CLASSIFICATION

Race Distance: 12 Laps / 29.84 miles

POS	NO	NAME	NAT	ENTRY	LAPS	TIME	GAP	DIFF	MPH	BEST	ON	GRD	↑↓
1	13	Edoardo COLOMBI	ITA	Aprilia RS660 - Gradara Corse Asd	12	19:03.915			93.81	1:34.791	8	1	0
2	47	Richard COOPER	GBR	Triumph Daytona 660 - PHR Performance Triumph	12	19:10.210	6.295	6.295	93.30	1:35.457	6	4	2
3	25	Thomas STRUDWICK	GBR	Triumph Daytona 660 - TS Racing	12	19:11.879	7.964	1.669	93.16	1:35.376	12	5	2
4	55	Harrison DESSOY	GBR	Yamaha YZF-R7 - Rev2Race Yamaha	12	19:12.043	8.128	0.164	93.15	1:35.509	11	7	3
5	8	Ash BARNES	GBR	Yamaha YZF-R7 - Raceways Yamaha	12	19:14.597	10.682	2.554	92.94	1:35.626	2	2	-3
6	34	Aaron SILVESTER	GBR	Triumph Daytona 660 - MIH Solutions / Macadam Racing Tri	12	19:22.407	18.492	7.810	92.32	1:35.879	2	9	3
7	76	Rhys STEPHENSON	GBR	Triumph Daytona 660 - Rocket Racing	12	19:29.145	25.230	6.738	91.79	1:36.683	2	12	5
8	85	Jayden MARTIN	AUS	Triumph Daytona 660 - MIH Solutions / Macadam Racing Tri	12	19:29.856	25.941	0.711	91.73	1:36.774	3	6	-2
9	28	Alfie DAVIDSON	GBR	Aprilia RS660 - IN Competition / SENCAT Aprilia	12	19:34.431	30.516	4.575	91.37	1:37.021	11	10	1
10	14	Lewis ARROWSMITH	GBR	Aprilia RS660 - Arrowsmith Racing	12	19:35.305	31.390	0.874	91.30	1:36.725	12	8	-2
11	51*	Rossi BANHAM	GBR	Yamaha YZF-R7 - RB Racing	12	19:37.195	33.280	1.890	91.16	1:36.608	12	11	0
12	61	Cameron HARRIS	GBR	Aprilia RS660 - Harris Racing / PW Gates	12	19:54.529	50.614	17.334	89.84	1:38.142	3	16	4
13	66	Katie HAND	GBR	Triumph Daytona 660 - MIH Solutions / Macadam Racing Tri	12	20:05.005	1:01.090	10.476	89.05	1:38.895	10	17	4
14	77	Oliver MORGAN-EDWARDS	GBR	Aprilia RS660 - OME Racing	12	20:07.311	1:03.396	2.306	88.88	1:39.896	2	19	5
15	23	Joe ELLIS	GBR	Aprilia RS660 - JPR	12	20:09.356	1:05.441	2.045	88.73	1:39.747	6	26	11
16	44	Sam GREEN	GBR	Aprilia RS660 - Bruce Racing	12	20:09.463	1:05.548	0.107	88.73	1:39.404	12	18	2
17	69	Joshua PROUDFOOT	GBR	Yamaha YZF-R7 - Rev2Race Yamaha	12	20:10.004	1:06.089	0.541	88.69	1:39.270	12	23	6
18	4*	Jack SMITH	GBR	Aprilia RS660 - Woodland Racing	12	20:11.838	1:07.923	1.834	88.55	1:38.072	7	15	-3
19	20	Jack MUIR	GBR	Aprilia RS660 - Jack Muir Racing	12	20:20.946	1:17.031	9.108	87.89	1:40.372	4	24	5
20	11*	Sean O'REILLY	GBR	Aprilia RS660 - Moto Muzzi Racing Aprilia	12	20:23.380	1:19.465	2.434	87.72	1:38.907	10	21	1
21	60	Lennon DOCHERTY	GBR	Kawasaki Ninja 650 - Sycirrus Motorsport	12	20:28.455	1:24.540	5.075	87.35	1:40.846	2	25	4
22	18	Jodie FIELDHOUSE	GBR	Aprilia RS660 - Go Pink Racing	12	20:39.009	1:35.094	10.554	86.61	1:42.122	6	27	5

NOT CLASSIFIED

DNF	56	Charlie ATKINS	GBR	Kawasaki Ninja 650 - Sycirrus Motorsport	11	18:10.688	1 Lap	1 Lap	90.18	1:38.246	3	13	
DNF	17	Zak SHELTON	GBR	Aprilia RS660 - XMT Racing	8	21:25.154	4 Laps	3 Laps	55.63	1:36.812	3	3	
DNF	40	Darragh CREAN	IRL	Aprilia RS660 - DJ Racing Aprilia	7	11:35.806	5 Laps	1 Lap	89.88	1:38.213	7	14	
DNF	6	Jack KNIGHTS	GBR	Aprilia RS660 - BlueMotion Racing	6	10:13.013	6 Laps	1 Lap	87.42	1:40.687	3	22	

FASTEST LAP

13	Edoardo COLOMBI	ITA	Aprilia RS660 - Gradara Corse Asd	8	1:34.791	94.46 mph	152.02 kph
----	-----------------	-----	-----------------------------------	---	----------	-----------	------------

Comments:
New Lap Record

#51 - 3 Second long lap equivalent time penalty - 5X track limits.

#4 - 18 Second Ride through equivalent time penalty - Failed to complete ride through during the race.

#11 - 18 Second Ride through equivalent time penalty - Failed to complete ride through during the race.

Weather / Track : Sunny / Dry

These results are provisional until the conclusion of any judicial and technical matters.

Date: 19/05/2024 Start: 10:30 Finish: 10:49

Donington Park GP: 2.4873 miles

Race Director: Stuart Higgs

S. Higgs

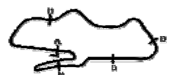
Digitally Approved at 11:06 Sunday, 19 May 2024

Stewards:

Timekeeper: Richard Evans

R. EVANS

Digitally Approved at 11:01 Sunday, 19 May 2024

Results can be found at www.tsl-timing.com

Printed - 10:54 Sunday, 19 May 2024



MCRCB BULLETIN TK322

2024 Bennetts British Superbike Championship - Round 3

2024 Pirelli National Sportbike with Moneybarn Vehicle Finance

RACE 2 - LAP CHART

LAP 1 @ 10:32:03.479		
NO	BEHIND	LAP TIME
13		1:38.125
47	0.464	1:38.589
25	0.824	1:38.949
55	1.274	1:39.399
8	1.507	1:39.632
34	1.821	1:39.946
17	2.524	1:40.649
85	2.707	1:40.832
28	3.380	1:41.505
76	3.450	1:41.575
14	3.992	1:42.117
51	4.319	1:42.444
56	4.705	1:42.830
61	4.941	1:43.066
4	5.469	1:43.594
40	6.340	1:44.465
77	6.785	1:44.910
6	7.585	1:45.710
66	7.785	1:45.910
23	8.125	1:46.250
69	8.482	1:46.607
11	8.769	1:46.894
60	9.368	1:47.493
20	9.694	1:47.819
44	9.940	1:48.065
18	10.466	1:48.591

LAP 2 @ 10:33:38.874		
NO	BEHIND	LAP TIME
13		1:35.395
47	0.729	1:35.660
25	1.387	1:35.958
55	1.518	1:35.639
8	1.738	1:35.626
34	2.305	1:35.879
17	4.109	1:36.980
85	4.410	1:37.098
76	4.738	1:36.683
28	5.240	1:37.255
51	6.524	1:37.600
14	6.831	1:38.234
56	7.568	1:38.258
61	7.969	1:38.423
4	8.631	1:38.557
40	10.466	1:39.521
77	11.286	1:39.896
6	13.217	1:41.027
23	13.489	1:40.759
66	13.789	1:41.399
11	14.206	1:40.832
69	14.240	1:41.153
60	14.819	1:40.846
20	15.291	1:40.992
44	15.514	1:40.969
18	17.497	1:42.426

LAP 3 @ 10:35:14.023		
NO	BEHIND	LAP TIME
13		1:35.149
47	1.083	1:35.503
55	2.312	1:35.943
25	2.388	1:36.150

8	2.630	1:36.041
34	3.434	1:36.278
17	5.772	1:36.812
85	6.035	1:36.774
76	6.477	1:36.888
28	7.603	1:37.512
51	9.331	1:37.956
14	9.781	1:38.099
56	10.665	1:38.246
61	10.962	1:38.142
4	12.942	1:39.460
40	13.937	1:38.620
77	16.062	1:39.925
23	18.448	1:40.108
6	18.755	1:40.687
11	19.294	1:40.237
66	19.301	1:40.661
69	19.761	1:40.670
44	21.438	1:41.073
20	21.670	1:41.528
60	21.971	1:42.301
18	24.797	1:42.449

LAP 4 @ 10:36:48.955		
NO	BEHIND	LAP TIME
13		1:34.932
47	1.650	1:35.499
55	3.021	1:35.641
25	3.348	1:35.892
8	3.501	1:35.803
34	4.692	1:36.190
17	8.174	1:37.334
76	8.518	1:36.973
85	8.727	1:37.624
28	10.299	1:37.628
51	12.043	1:37.644
14	12.798	1:37.949
56	14.264	1:38.531
61	14.535	1:38.505
4	16.568	1:38.558
40	17.377	1:38.372
77	21.442	1:40.312
23	24.283	1:40.767
11	24.712	1:40.350
66	24.912	1:40.543
6	25.243	1:41.420
69	25.581	1:40.752
20	27.110	1:40.372
44	27.321	1:40.815
60	28.526	1:41.487
18	32.595	1:42.730

LAP 5 @ 10:38:24.031		
NO	BEHIND	LAP TIME
13		1:35.076
47	2.202	1:35.628
55	3.779	1:35.834
25	4.097	1:35.825
8	4.222	1:35.797
34	5.902	1:36.286
17	9.943	1:36.845
76	10.317	1:36.875
85	10.599	1:36.948
28	12.984	1:37.761
51	14.518	1:37.551

14	15.081	1:37.359
56	17.967	1:38.779
61	18.299	1:38.840
4	20.207	1:38.715
40	20.625	1:38.324
77	26.635	1:40.269
11	29.901	1:40.265
23	30.266	1:41.059
66	30.575	1:40.739
69	31.242	1:40.737
6	31.626	1:41.459
44	32.015	1:39.770
20	32.546	1:40.512
60	34.638	1:41.188
18	40.234	1:42.715

LAP 6 @ 10:39:59.021		
NO	BEHIND	LAP TIME
13		1:34.990
47	2.669	1:35.457
55	4.428	1:35.639
25	4.828	1:35.721
8	5.007	1:35.775
34	8.132	1:37.220
17	12.379	1:37.426
76	12.725	1:37.398
85	13.082	1:37.473
28	15.627	1:37.633
51	17.249	1:37.721
14	17.625	1:37.534
56	21.862	1:38.885
61	22.462	1:39.153
4	23.477	1:38.260
40	23.926	1:38.291
77	31.746	1:40.101
11	34.650	1:39.739
23	35.023	1:39.747
66	35.128	1:39.543
69	36.850	1:40.598
44	36.939	1:39.914
6	39.346	1:42.710 P
20	40.811	1:43.255
60	41.989	1:42.341
18	47.366	1:42.122

LAP 7 @ 10:41:33.821		
NO	BEHIND	LAP TIME
13		1:34.800
47	3.351	1:35.482
55	5.302	1:35.674
25	5.723	1:35.695
8	5.958	1:35.751
34	10.154	1:36.822
76	14.743	1:36.818
17	14.975	1:37.396
85	15.293	1:37.011
28	18.532	1:37.705
51	20.110	1:37.661
14	21.066	1:38.241
56	25.894	1:38.832
61	26.347	1:38.685
4	26.749	1:38.072
40	27.339	1:38.213
77	37.052	1:40.106
11	39.658	1:39.808

66	39.774	1:39.446
23	40.167	1:39.944
44	41.623	1:39.484
69	41.898	1:39.848
20	46.632	1:40.621
60	48.732	1:41.543
18	54.890	1:42.324

LAP 8 @ 10:43:08.612		
NO	BEHIND	LAP TIME
13		1:34.791
47	4.261	1:35.701
55	6.118	1:35.607
25	6.685	1:35.753
8	6.930	1:35.763
34	12.168	1:36.805
76	17.213	1:37.261
85	18.186	1:37.684
28	21.597	1:37.856
51	22.839	1:37.520
14	23.389	1:37.114
56	29.907	1:38.804
61	30.722	1:39.166
4	32.431	1:40.473
77	42.473	1:40.212
11	44.373	1:39.506
66	44.453	1:39.470
23	45.219	1:39.843
44	46.759	1:39.927
69	46.917	1:39.810
20	52.874	1:41.033
60	56.459	1:42.518
18	1:03.102	1:43.003

LAP 9 @ 10:44:43.890		
NO	BEHIND	LAP TIME
13		1:35.278
47	4.643	1:35.660
55	6.614	1:35.774
25	7.037	1:35.630
8	7.286	1:35.634
34	13.407	1:36.517
76	18.819	1:36.884
85	20.155	1:37.247
28	24.131	1:37.812
51	24.509	1:36.948
14	25.413	1:37.302
56	33.633	1:39.004
61	34.677	1:39.233
4	35.755	1:38.602
77	47.340	1:40.145
66	48.700	1:39.525
11	49.248	1:40.153
23	49.717	1:39.776
44	52.112	1:40.631
69	52.431	1:40.792
20	58.652	1:41.056
60	1:03.913	1:42.732
18	1:10.992	1:43.168

LAP 10 @ 10:46:18.888		
NO	BEHIND	LAP TIME
13		1:34.998
47	5.504	1:35.859

55	7.195	1:35.579
25	7.557	1:35.518
8	8.389	1:36.101
34	15.427	1:37.018
76	21.479	1:37.658
85	22.389	1:37.232
51	26.481	1:36.970
28	26.747	1:37.614
14	27.935	1:37.520
56	37.937	1:39.302
61	39.975	1:40.296
4	42.259	1:41.502
77	52.250	1:39.908
66	52.597	1:38.895
11	53.157	1:38.907
23	54.676	1:39.957
44	56.943	1:39.829
69	57.217	1:39.784
20	1:04.851	1:41.197
60	1:11.324	1:42.409
18	1:18.837	1:42.843

LAP 11 @ 10:47:53.814		
NO	BEHIND	LAP TIME
13		1:34.926
47	6.156	1:35.578
55	7.778	1:35.509
25	8.043	1:35.412
8	9.427	1:35.964
34	17.375	1:36.874
76	23.652	1:37.099
85	24.366	1:36.903
28	28.842	1:37.021
51	29.127	1:37.572
14	30.120	1:37.111
56	42.228	1:39.217
61	45.554	1:40.505
4	46.055	1:38.722
66	56.782	1:39.111
11	57.462	1:39.231
77	58.137	1:40.813
23	1:00.489	1:40.739
44	1:01.599	1:39.582
69	1:02.274	1:39.983
20	1:11.075	1:41.150
60	1:18.290	1:41.892
18	1:26.567	1:42.656

LAP 12 @ 10:49:29.269		
NO	BEHIND	LAP TIME
13		1:35.455
SC3	11 Laps	16:52.295 P
47	6.295	1:35.594
25	7.964	1:35.376
55	8.128	1:35.805
8	10.682	1:36.710
34	18.492	1:36.572
76	25.230	1:37.033
85	25.941	1:37.030
51	30.280	1:36.608
28	30.516	1:37.129
14	31.390	1:36.725
4	49.923	1:39.323
61	50.614	1:40.515
66	1:01.090	1:39.763

MCRCB BULLETIN TK322

2024 Bennetts British Superbike Championship - Round 3

2024 Pirelli National Sportbike with Moneybarn Vehicle Finance

RACE 2 - LAP CHART

11	1:01.465	1:39.458
77	1:03.396	1:40.714
23	1:05.441	1:40.407
44	1:05.548	1:39.404
69	1:06.089	1:39.270
20	1:17.031	1:41.411
60	1:24.540	1:41.705
18	1:35.094	1:43.982
17	4 Laps	10:01.712 P

MCRCB BULLETIN TK323

2024 Bennetts British Superbike Championship - Round 3

2024 Pirelli National Sportbike with Moneybarn Vehicle Finance

RACE 2 - POSITION CHART

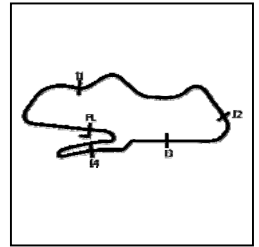
No	Name	Lap												
		Pos	1	2	3	4	5	6	7	8	9	10	11	12
13	COLOMBI	1	13	13	13	13	13	13	13	13	13	13	13	13
8	BARNES	2	47	47	47	47	47	47	47	47	47	47	47	47
17	SHELTON	3	25	25	55	55	55	55	55	55	55	55	55	25
47	COOPER	4	55	55	25	25	25	25	25	25	25	25	25	55
25	STRUDWICK	5	8	8	8	8	8	8	8	8	8	8	8	8
85	MARTIN	6	34	34	34	34	34	34	34	34	34	34	34	34
55	DESSOY	7	17	17	17	17	17	17	76	76	76	76	76	76
14	ARROWSMITH	8	85	85	85	76	76	76	17	85	85	85	85	85
34	SILVESTER	9	28	76	76	85	85	85	85	28	28	51	28	51
28	DAVIDSON	10	76	28	28	28	28	28	28	51	51	28	51	28
51	BANHAM	11	14	51	51	51	51	51	51	14	14	14	14	14
76	STEPHENSON	12	51	14	14	14	14	14	14	56	56	56	56	4
56	ATKINS	13	56	56	56	56	56	56	56	61	61	61	61	61
40	CREAN	14	61	61	61	61	61	61	61	4	4	4	4	66
4	SMITH	15	4	4	4	4	4	4	4	77	77	77	66	11
61	HARRIS	16	40	40	40	40	40	40	40	11	66	66	11	77
66	HAND	17	77	77	77	77	77	77	77	66	11	11	77	23
44	GREEN	18	6	6	23	23	11	11	11	23	23	23	23	44
77	MORGAN-EDWARDS	19	66	23	6	11	23	23	66	44	44	44	44	69
11	O'REILLY	20	23	66	11	66	66	66	23	69	69	69	69	20
6	KNIGHTS	21	69	11	66	6	69	69	44	20	20	20	20	60
69	PROUDFOOT	22	11	69	69	69	6	44	69	60	60	60	60	18
20	MUIR	23	60	60	44	20	44	6	20	18	18	18	18	
60	DOCHERTY	24	20	20	20	44	20	20	60	17				
23	ELLIS	25	44	44	60	60	60	60	18					
18	FIELDHOUSE	26	18	18	18	18	18	18						

MCRCB BULLETIN TK324

2024 Bennetts British Superbike Championship - Round 3

2024 Pirelli National Sportbike with Moneybarn Vehicle Finance

RACE 2 - SECTOR ANALYSIS



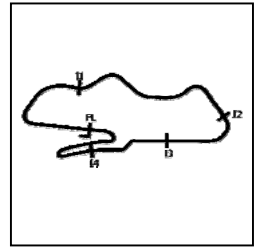
SECTOR 1 = FL to I1, SECTOR 2 = I1 to I2, SECTOR 3 = I2 to I3, SECTOR 4 = I3 to I4, SECTOR 5 = I4 to FL, DIFF = Difference To Personal Best Lap, P = Crossed Finish Line in Pit Lane, D = Time Disallowed

P1 13		Edoardo COLOMBI					Aprilia RS660 - Gradara Corse Asd					
IDEAL LAP TIME : 1:34.520		BEST LAP TIME : 1:34.791					DIFFERENCE : 0.271					
LAP	SECTOR 1	SECTOR 2	SECTOR 3	SECTOR 4	SECTOR 5	LAP TIME	MPH	DIFF	TIME OF DAY			
1 -		124.7	25.910	12.482	133.1	11.730	24.800	100.6	1:38.125	91.25	3.334	10:32:03.479
2 -	20.570	127.8	25.979	12.463	133.4	11.661	24.722	100.7	1:35.395	93.86	0.604	10:33:38.874
3 -	20.465	123.1	25.920	12.400	134.4	11.494	24.870	100.3	1:35.149	94.10	0.358	10:35:14.023
4 -	20.532	122.9	25.840	12.391	134.7	11.503	24.666	100.7	1:34.932	94.32	0.141	10:36:48.955
5 -	20.406	124.9	25.864	12.430	134.7	11.542	24.834	100.4	1:35.076	94.18	0.285	10:38:24.031
6 -	20.369	127.0	25.884	12.513	134.4	11.582	24.642	101.2	1:34.990	94.26	0.199	10:39:59.021
7 -	20.335	126.3	25.838	12.431	134.2	11.527	24.669	100.6	1:34.800 (2)	94.45	0.009	10:41:33.821
8 -	20.493	125.4	25.719	12.438	133.9	11.476	24.665	100.6	1:34.791 (1)	94.46		10:43:08.612
9 -	20.572	125.9	25.909	12.425	133.4	11.577	24.795	100.6	1:35.278	93.98	0.487	10:44:43.890
10 -	20.486	128.0	25.807	12.466	133.1	11.495	24.744	100.6	1:34.998	94.25	0.207	10:46:18.888
11 -	20.487	125.4	25.763	12.348	135.5	11.604	24.724	100.6	1:34.926 (3)	94.33	0.135	10:47:53.814
12 -	20.557	124.5	25.884	12.462	134.2	11.556	24.996	86.3	1:35.455	93.80	0.664	10:49:29.269

P2 47		Richard COOPER					Triumph Daytona 660 - PHR Performance Triumph					
IDEAL LAP TIME : 1:35.159		BEST LAP TIME : 1:35.457					DIFFERENCE : 0.298					
LAP	SECTOR 1	SECTOR 2	SECTOR 3	SECTOR 4	SECTOR 5	LAP TIME	MPH	DIFF	TIME OF DAY			
1 -		122.0	25.949	12.456	131.8	11.670	25.120	98.8	1:38.589	90.82	3.132	10:32:03.943
2 -	20.713	126.1	25.949	12.471	131.8	11.596	24.931	99.2	1:35.660	93.60	0.203	10:33:39.603
3 -	20.713	123.1	25.914	12.475	131.8	11.547	24.854	99.1	1:35.503	93.76	0.046	10:35:15.106
4 -	20.767	124.7	25.893	12.471	132.1	11.541	24.827	99.1	1:35.499 (3)	93.76	0.042	10:36:50.605
5 -	20.705	124.7	25.919	12.536	131.3	11.555	24.913	98.8	1:35.628	93.63	0.171	10:38:26.233
6 -	20.654	124.5	25.835	12.590	132.6	11.540	24.838	99.5	1:35.457 (1)	93.80		10:40:01.690
7 -	20.629	125.6	25.886	12.558	132.3	11.603	24.806	99.7	1:35.482 (2)	93.78	0.025	10:41:37.172
8 -	20.745	124.9	25.889	12.554	131.5	11.604	24.909	97.9	1:35.701	93.56	0.244	10:43:12.873
9 -	20.808	125.9	25.766	12.604	131.0	11.568	24.914	99.2	1:35.660	93.60	0.203	10:44:48.533
10 -	20.817	124.7	26.003	12.571	131.5	11.595	24.873	99.2	1:35.859	93.41	0.402	10:46:24.392
11 -	20.777	125.6	25.858	12.588	133.1	11.574	24.781	98.9	1:35.578	93.68	0.121	10:47:59.970
12 -	20.764	125.4	25.961	12.559	131.8	11.542	24.768	99.5	1:35.594	93.67	0.137	10:49:35.564

P3 25		Thomas STRUDWICK					Triumph Daytona 660 - TS Racing					
IDEAL LAP TIME : 1:35.249		BEST LAP TIME : 1:35.376					DIFFERENCE : 0.127					
LAP	SECTOR 1	SECTOR 2	SECTOR 3	SECTOR 4	SECTOR 5	LAP TIME	MPH	DIFF	TIME OF DAY			
1 -		120.0	26.156	12.491	132.6	11.566	25.183	98.9	1:38.949	90.49	3.573	10:32:04.303
2 -	20.748	123.3	25.911	12.488	132.1	11.534	25.277	99.4	1:35.958	93.31	0.582	10:33:40.261
3 -	20.778	124.7	25.958	12.529	132.3	11.496	25.389	97.2	1:36.150	93.13	0.774	10:35:16.411
4 -	20.963	122.0	25.851	12.419	134.2	11.522	25.137	100.3	1:35.892	93.38	0.516	10:36:52.303
5 -	20.711	122.0	25.863	12.421	134.4	11.543	25.287	99.5	1:35.825	93.44	0.449	10:38:28.128
6 -	20.701	122.9	25.883	12.465	133.1	11.521	25.151	100.1	1:35.721	93.54	0.345	10:40:03.849
7 -	20.686	123.3	25.945	12.416	133.9	11.525	25.123	100.4	1:35.695	93.57	0.319	10:41:39.544
8 -	20.809	123.8	25.903	12.530	132.6	11.458	25.053	99.5	1:35.753	93.51	0.377	10:43:15.297
9 -	20.831	125.2	25.770	12.467	133.4	11.515	25.047	99.8	1:35.630	93.63	0.254	10:44:50.927
10 -	20.673	124.5	25.917	12.441	132.8	11.461	25.026	100.3	1:35.518 (3)	93.74	0.142	10:46:26.445
11 -	20.682	124.2	25.782	12.430	134.7	11.415	25.103	99.8	1:35.412 (2)	93.85	0.036	10:48:01.857
12 -	20.642	123.8	25.869	12.438	134.4	11.421	25.006	99.8	1:35.376 (1)	93.88		10:49:37.233

RACE 2 - SECTOR ANALYSIS



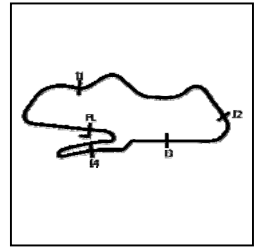
SECTOR 1 = FL to I1, SECTOR 2 = I1 to I2, SECTOR 3 = I2 to I3, SECTOR 4 = I3 to I4, SECTOR 5 = I4 to FL, DIFF = Difference To Personal Best Lap, P = Crossed Finish Line in Pit Lane, D = Time Disallowed

P4 55		Harrison DESOY					Yamaha YZF-R7 - Rev2Race Yamaha					
IDEAL LAP TIME : 1:35.196		BEST LAP TIME : 1:35.509					DIFFERENCE : 0.313					
LAP	SECTOR 1	SECTOR 2	SECTOR 3	SECTOR 4	SECTOR 5	LAP TIME	MPH	DIFF	TIME OF DAY			
1-	117.5	26.079	12.463	135.2	11.810	25.153	99.4	1:39.399	90.08	3.890	10:32:04.753	
2-	20.776	123.3	25.621	12.481	134.2	11.640	25.121	100.3	1:35.639	93.62	0.130	10:33:40.392
3-	20.790	121.3	25.944	12.497	134.4	11.525	25.187	98.3	1:35.943	93.33	0.434	10:35:16.335
4-	20.901	120.0	25.753	12.485	132.8	11.395	25.107	99.1	1:35.641	93.62	0.132	10:36:51.976
5-	20.887	118.9	25.738	12.565	131.5	11.562	25.082	98.8	1:35.834	93.43	0.325	10:38:27.810
6-	20.889	121.3	25.737	12.542	131.3	11.437	25.034	99.2	1:35.639	93.62	0.130	10:40:03.449
7-	20.867	120.6	25.846	12.489	131.5	11.477	24.995	98.6	1:35.674	93.59	0.165	10:41:39.123
8-	20.881	119.1	25.824	12.492	130.5	11.398	25.012	98.8	1:35.607 (3)	93.65	0.098	10:43:14.730
9-	21.033	121.7	25.816	12.552	130.0	11.428	24.945	98.9	1:35.774	93.49	0.265	10:44:50.504
10-	20.888	121.5	25.755	12.545	130.5	11.391	25.000	98.8	1:35.579 (2)	93.68	0.070	10:46:26.083
11-	20.938	122.4	25.645	12.520	131.8	11.399	25.007	99.1	1:35.509 (1)	93.75		10:48:01.592
12-	20.779	123.8	25.755	12.561	130.8	11.470	25.240	99.8	1:35.805	93.46	0.296	10:49:37.397

P5 8		Ash BARNES					Yamaha YZF-R7 - Raceways Yamaha					
IDEAL LAP TIME : 1:35.191		BEST LAP TIME : 1:35.626					DIFFERENCE : 0.435					
LAP	SECTOR 1	SECTOR 2	SECTOR 3	SECTOR 4	SECTOR 5	LAP TIME	MPH	DIFF	TIME OF DAY			
1-	118.3	26.035	12.579	134.7	12.047	25.273	99.5	1:39.632	89.87	4.006	10:32:04.986	
2-	20.717	123.3	25.652	12.344	134.7	11.689	25.224	100.6	1:35.626 (1)	93.64		10:33:40.612
3-	20.733	121.1	25.915	12.370	135.0	11.644	25.379	99.4	1:36.041	93.23	0.415	10:35:16.653
4-	20.878	121.1	25.804	12.447	135.0	11.490	25.184	100.6	1:35.803	93.46	0.177	10:36:52.456
5-	20.793	122.6	25.842	12.356	134.2	11.532	25.274	100.6	1:35.797	93.47	0.171	10:38:28.253
6-	20.829	121.1	25.858	12.386	133.6	11.528	25.174	100.0	1:35.775	93.49	0.149	10:40:04.028
7-	20.784	122.0	25.884	12.296	134.4	11.567	25.220	99.1	1:35.751 (3)	93.51	0.125	10:41:39.779
8-	20.891	123.3	25.737	12.441	135.2	11.589	25.105	99.1	1:35.763	93.50	0.137	10:43:15.542
9-	20.866	123.8	25.675	12.308	136.1	11.635	25.150	99.8	1:35.634 (2)	93.63	0.008	10:44:51.176
10-	20.822	123.5	26.059	12.459	132.1	11.435	25.326	98.1	1:36.101	93.17	0.475	10:46:27.277
11-	20.863	124.9	25.935	12.431	132.3	11.421	25.314	98.2	1:35.964	93.31	0.338	10:48:03.241
12-	21.005	124.9	26.157	12.598	130.5	11.533	25.417	98.8	1:36.710	92.59	1.084	10:49:39.951

P6 34		Aaron SILVESTER					Triumph Daytona 660 - MIH Solutions / Macadam Racing Triumf					
IDEAL LAP TIME : 1:35.586		BEST LAP TIME : 1:35.879					DIFFERENCE : 0.293					
LAP	SECTOR 1	SECTOR 2	SECTOR 3	SECTOR 4	SECTOR 5	LAP TIME	MPH	DIFF	TIME OF DAY			
1-	119.4	26.108	12.445	135.0	12.015	25.385	100.0	1:39.946	89.59	4.067	10:32:05.300	
2-	20.587	123.1	25.678	12.394	134.2	11.763	25.457	99.5	1:35.879 (1)	93.39		10:33:41.179
3-	20.640	121.5	25.966	12.486	131.0	11.802	25.384	99.4	1:36.278 (3)	93.00	0.399	10:35:17.457
4-	20.739	123.3	25.857	12.515	133.4	11.604	25.475	99.7	1:36.190 (2)	93.09	0.311	10:36:53.647
5-	20.676	122.2	25.944	12.564	131.0	11.779	25.323	99.1	1:36.286	92.99	0.407	10:38:29.933
6-	20.925	118.5	26.286	12.672	131.0	11.718	25.619	99.1	1:37.220	92.10	1.341	10:40:07.153
7-	20.869	120.6	26.146	12.624	129.8	11.660	25.523	98.3	1:36.822	92.48	0.943	10:41:43.975
8-	20.991	122.6	25.912	12.634	129.8	11.687	25.581	98.5	1:36.805	92.49	0.926	10:43:20.780
9-	20.866	121.5	25.880	12.574	129.5	11.708	25.489	97.2	1:36.517	92.77	0.638	10:44:57.297
10-	21.055	122.2	26.006	12.665	130.3	11.677	25.615	93.2	1:37.018	92.29	1.139	10:46:34.315
11-	20.965	122.2	25.946	12.590	130.8	11.664	25.709	98.3	1:36.874	92.43	0.995	10:48:11.189
12-	20.863	121.7	25.994	12.573	130.0	11.730	25.412	98.3	1:36.572	92.72	0.693	10:49:47.761

RACE 2 - SECTOR ANALYSIS



SECTOR 1 = FL to I1, SECTOR 2 = I1 to I2, SECTOR 3 = I2 to I3, SECTOR 4 = I3 to I4, SECTOR 5 = I4 to FL, DIFF = Difference To Personal Best Lap, P = Crossed Finish Line in Pit Lane, D = Time Disallowed

P7 76		Rhys STEPHENSON					Triumph Daytona 660 - Rocket Racing					
IDEAL LAP TIME : 1:36.294		BEST LAP TIME : 1:36.683					DIFFERENCE : 0.389					
LAP	SECTOR 1	SECTOR 2	SECTOR 3	SECTOR 4	SECTOR 5	LAP TIME	MPH	DIFF	TIME OF DAY			
1-	116.5	26.969	12.494	136.9	11.858	25.619	100.0	1:41.575	88.15	4.892	10:32:06.929	
2-	20.756	123.8	26.065	12.553	133.1	11.755	25.554	99.5	1:36.683 (1)	92.61	10:33:43.612	
3-	20.830	122.0	26.055	12.471	134.7	11.786	25.746	99.5	1:36.888	92.42	0.205	10:35:20.500
4-	20.804	123.8	26.110	12.446	135.2	11.807	25.806	99.7	1:36.973	92.33	0.290	10:36:57.473
5-	20.784	120.6	26.203	12.511	134.7	11.744	25.633	99.4	1:36.875 (3)	92.43	0.192	10:38:34.348
6-	20.985	118.5	26.290	12.598	133.9	11.920	25.605	99.5	1:37.398	91.93	0.715	10:40:11.746
7-	20.826	123.3	26.183	12.425	134.7	11.770	25.614	98.2	1:36.818 (2)	92.48	0.135	10:41:48.564
8-	21.033	124.9	26.261	12.622	131.0	11.688	25.657	98.6	1:37.261	92.06	0.578	10:43:25.825
9-	20.904	124.7	26.066	12.648	130.0	11.700	25.566	98.6	1:36.884	92.42	0.201	10:45:02.709
10-	21.045	125.2	26.478	12.677	130.3	11.672	25.786	98.5	1:37.658	91.69	0.975	10:46:40.367
11-	20.880	126.8	26.392	12.669	131.3	11.725	25.433	98.9	1:37.099	92.21	0.416	10:48:17.466
12-	20.931	124.7	26.303	12.669	131.0	11.625	25.505	99.4	1:37.033	92.28	0.350	10:49:54.499

P8 85		Jayden MARTIN					Triumph Daytona 660 - MIH Solutions / Macadam Racing Trium					
IDEAL LAP TIME : 1:36.056		BEST LAP TIME : 1:36.774					DIFFERENCE : 0.718					
LAP	SECTOR 1	SECTOR 2	SECTOR 3	SECTOR 4	SECTOR 5	LAP TIME	MPH	DIFF	TIME OF DAY			
1-	118.7	26.221	12.559	132.1	11.934	25.965	98.9	1:40.832	88.80	4.058	10:32:06.186	
2-	20.888	120.0	26.155	12.696	129.3	11.861	25.498	98.8	1:37.098	92.22	0.324	10:33:43.284
3-	20.824	122.2	26.063	12.422	132.8	11.839	25.626	98.8	1:36.774 (1)	92.52	10:35:20.058	
4-	20.946	120.0	25.955	12.655	131.3	11.994	26.074	99.5	1:37.624	91.72	0.850	10:36:57.682
5-	20.872	121.3	26.108	12.543	131.8	11.852	25.573	99.1	1:36.948 (3)	92.36	0.174	10:38:34.630
6-	20.923	121.1	26.222	12.655	133.1	12.074	25.599	98.9	1:37.473	91.86	0.699	10:40:12.103
7-	20.968	123.5	25.995	12.557	130.5	11.725	25.766	98.2	1:37.011	92.30	0.237	10:41:49.114
8-	21.009	119.8	26.417	12.599	131.0	11.719	25.940	98.1	1:37.684	91.66	0.910	10:43:26.798
9-	21.174	122.2	26.068	12.751	129.0	11.711	25.543	98.6	1:37.247	92.07	0.473	10:45:04.045
10-	21.058	120.2	26.180	12.699	129.8	11.845	25.450	98.1	1:37.232	92.09	0.458	10:46:41.277
11-	21.174	122.4	26.233	12.641	131.0	11.617	25.238	98.8	1:36.903 (2)	92.40	0.129	10:48:18.180
12-	20.984	125.6	26.136	12.822	128.8	11.764	25.324	99.1	1:37.030	92.28	0.256	10:49:55.210

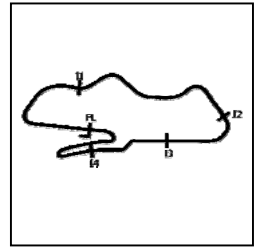
P9 28		Alfie DAVIDSON					Aprilia RS660 - IN Competition / SENCAT Aprilia						
IDEAL LAP TIME : 1:36.523		BEST LAP TIME : 1:37.021					DIFFERENCE : 0.498						
LAP	SECTOR 1	SECTOR 2	SECTOR 3	SECTOR 4	SECTOR 5	LAP TIME	MPH	DIFF	TIME OF DAY				
1-	115.9	26.547	12.641	133.4	11.834	25.694	98.3	1:41.505	88.21	4.484	10:32:06.859		
2-	21.106	123.5	26.081	12.654	132.6	11.833	25.581	100.1	1:37.255 (3)	92.07	0.234	10:33:44.114	
3-	20.951	122.6	26.351	12.599	133.6	11.800	25.811	98.9	1:37.512	91.82	0.491	10:35:21.626	
4-	21.089	120.6	26.380	12.725	132.8	11.796	25.638	99.8	1:37.628	91.72	0.607	10:36:59.254	
5-	21.080	119.1	26.406	12.781	131.5	11.961	25.533	99.8	1:37.761	91.59	0.740	10:38:37.015	
6-	20.986	120.0	26.480	12.773	131.8	11.723	25.671	100.3	1:37.633	91.71	0.612	10:40:14.648	
7-	21.093	119.4	26.357	12.750	132.1	11.836	25.669	99.1	1:37.705	91.64	0.684	10:41:52.353	
8-	21.209	119.6	26.297	12.747	130.8	11.801	25.802	99.1	1:37.856	91.50	0.835	10:43:30.209	
9-	21.246	120.6	26.381	12.795	130.0	11.703	25.687	99.1	1:37.812	91.54	0.791	10:45:08.021	
10-	21.207	120.6	26.463	12.751	131.0	11.798	25.395	99.7	1:37.614	91.73	0.593	10:46:45.635	
11-	21.073	118.9	26.223	12.596	135.5	11.733	25.396	98.9	1:37.021 (1)	92.29	10:48:22.656		
12-	20.969	120.6	26.474	12.791	131.8	11.700	25.195	99.8	1:37.129	(2)	92.19	0.108	10:49:59.785

MCRCB BULLETIN TK324

2024 Bennetts British Superbike Championship - Round 3

2024 Pirelli National Sportbike with Moneybarn Vehicle Finance

RACE 2 - SECTOR ANALYSIS



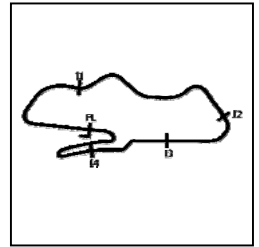
SECTOR 1 = FL to I1, SECTOR 2 = I1 to I2, SECTOR 3 = I2 to I3, SECTOR 4 = I3 to I4, SECTOR 5 = I4 to FL, DIFF = Difference To Personal Best Lap, P = Crossed Finish Line in Pit Lane, D = Time Disallowed

P10 14		Lewis ARROWSMITH					Aprilia RS660 - Arrowsmith Racing					
IDEAL LAP TIME : 1:36.705		BEST LAP TIME : 1:36.725					DIFFERENCE : 0.020					
LAP	SECTOR 1	SECTOR 2	SECTOR 3	SECTOR 4	SECTOR 5	LAP TIME	MPH	DIFF	TIME OF DAY			
1-		113.9	26.928	12.600	133.9	12.064	25.949	99.8	1:42.117	87.68	5.392	10:32:07.471
2-	21.007	117.9	26.457	12.703	130.5	12.000	26.067	99.8	1:38.234	91.15	1.509	10:33:45.705
3-	21.200	116.9	26.607	12.849	131.0	11.877	25.566	98.6	1:38.099	91.27	1.374	10:35:23.804
4-	21.273	118.1	26.565	12.719	130.8	11.951	25.441	98.9	1:37.949	91.41	1.224	10:37:01.753
5-	21.023	119.6	26.454	12.664	131.0	11.884	25.334	99.1	1:37.359	91.97	0.634	10:38:39.112
6-	21.022	119.1	26.428	12.690	132.6	11.924	25.470	99.2	1:37.534	91.80	0.809	10:40:16.646
7-	21.021	119.1	26.659	12.844	131.5	11.909	25.808	95.0	1:38.241	91.14	1.516	10:41:54.887
8-	21.158	122.2	26.131	12.634	130.0	11.752	25.439	99.7	1:37.114 (3)	92.20	0.389	10:43:32.001
9-	20.964	121.5	26.456	12.718	129.3	11.811	25.353	98.6	1:37.302	92.02	0.577	10:45:09.303
10-	21.161	120.6	26.390	12.759	130.0	11.805	25.405	97.5	1:37.520	91.82	0.795	10:46:46.823
11-	21.021	122.4	26.292	12.674	130.8	11.809	25.315	98.3	1:37.111 (2)	92.20	0.386	10:48:23.934
12-	20.968	123.1	26.100	12.616	130.5	11.747	25.294	100.0	1:36.725 (1)	92.57		10:50:00.659

P11 51		Rossi BANHAM					Yamaha YZF-R7 - RB Racing					
IDEAL LAP TIME : 1:36.351		BEST LAP TIME : 1:36.608					DIFFERENCE : 0.257					
LAP	SECTOR 1	SECTOR 2	SECTOR 3	SECTOR 4	SECTOR 5	LAP TIME	MPH	DIFF	TIME OF DAY			
1-		116.1	26.832	12.556	134.2	11.884	26.191	100.6	1:42.444	87.40	5.836	10:32:07.798
2-	21.191	121.5	26.336	12.631	133.6	11.852	25.590	100.0	1:37.600	91.74	0.992	10:33:45.398
3-	21.268	120.6	26.702	12.761	131.8	11.662	25.563	99.2	1:37.956	91.41	1.348	10:35:23.354
4-	21.348	122.2	26.488	12.666	132.8	11.721	25.421	99.7	1:37.644	91.70	1.036	10:37:00.998
5-	21.194	120.2	26.484	12.722	131.5	11.684	25.467	99.2	1:37.551	91.79	0.943	10:38:38.549
6-	21.190	120.4	26.641	12.683	133.1	11.686	25.521	99.5	1:37.721	91.63	1.113	10:40:16.270
7-	21.245	117.3	26.606	12.837	132.1	11.644	25.329	98.6	1:37.661	91.68	1.053	10:41:53.931
8-	21.329	120.9	26.436	12.696	131.5	11.629	25.430	99.7	1:37.520	91.82	0.912	10:43:31.451
9-	21.169	122.6	26.289	12.681	131.5	11.606	25.203	100.0	1:36.948 (2)	92.36	0.340	10:45:08.399
10-	21.128	121.7	26.339	12.607	134.4	11.664	25.232	99.1	1:36.970 (3)	92.34	0.362	10:46:45.369
11-	21.202	121.3	26.223	12.672	132.3	11.979	25.496	100.3	1:37.572	91.77	0.964	10:48:22.941
12-	20.925	124.2	26.414	12.622	134.2	11.566	25.081	99.5	1:36.608 (1)	92.68		10:49:59.549

P12 61		Cameron HARRIS					Aprilia RS660 - Harris Racing / PW Gates					
IDEAL LAP TIME : 1:37.855		BEST LAP TIME : 1:38.142					DIFFERENCE : 0.287					
LAP	SECTOR 1	SECTOR 2	SECTOR 3	SECTOR 4	SECTOR 5	LAP TIME	MPH	DIFF	TIME OF DAY			
1-		111.2	26.797	12.805	128.5	12.307	25.929	98.1	1:43.066	86.88	4.924	10:32:08.420
2-	21.214	115.9	26.612	12.841	128.0	12.183	25.573	96.6	1:38.423 (2)	90.97	0.281	10:33:46.843
3-	21.141	115.5	26.397	12.793	129.5	12.011	25.800	96.2	1:38.142 (1)	91.23		10:35:24.985
4-	21.327	111.4	26.629	12.804	130.0	11.983	25.762	96.6	1:38.505 (3)	90.90	0.363	10:37:03.490
5-	21.266	115.7	26.655	12.976	128.0	12.205	25.738	96.8	1:38.840	90.59	0.698	10:38:42.330
6-	21.444	114.1	26.883	12.972	128.0	12.158	25.696	96.5	1:39.153	90.30	1.011	10:40:21.483
7-	21.300	116.9	26.758	13.018	127.5	12.068	25.541	96.8	1:38.685	90.73	0.543	10:42:00.168
8-	21.512	116.5	26.566	13.021	126.6	12.390	25.677	96.0	1:39.166	90.29	1.024	10:43:39.334
9-	21.622	115.1	26.766	13.089	126.8	12.179	25.577	95.8	1:39.233	90.23	1.091	10:45:18.567
10-	21.719	113.1	27.220	13.023	126.8	12.412	25.922	95.3	1:40.296	89.28	2.154	10:46:58.863
11-	21.705	115.7	26.869	13.133	127.3	13.092	25.706	95.5	1:40.505	89.09	2.363	10:48:39.368
12-	21.682	111.4	27.737	13.039	127.3	12.135	25.922	96.5	1:40.515	89.08	2.373	10:50:19.883

RACE 2 - SECTOR ANALYSIS



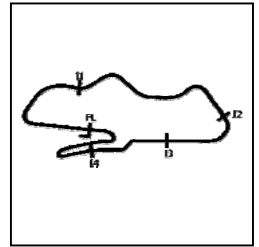
SECTOR 1 = FL to I1, SECTOR 2 = I1 to I2, SECTOR 3 = I2 to I3, SECTOR 4 = I3 to I4, SECTOR 5 = I4 to FL, DIFF = Difference To Personal Best Lap, P = Crossed Finish Line in Pit Lane, D = Time Disallowed

P13 66		Katie HAND			Triumph Daytona 660 - MIH Solutions / Macadam Racing Triumf							
IDEAL LAP TIME : 1:38.535		BEST LAP TIME : 1:38.895			DIFFERENCE : 0.360							
LAP	SECTOR 1	SECTOR 2	SECTOR 3	SECTOR 4	SECTOR 5	LAP TIME	MPH	DIFF	TIME OF DAY			
1-		103.4	27.859	12.762	134.2	12.505	26.570	100.4	1:45.910	84.54	7.015	10:32:11.264
2-	21.529	114.9	27.837	12.690	134.2	12.617	26.726	100.1	1:41.399	88.30	2.504	10:33:52.663
3-	21.529	111.6	27.139	12.695	135.0	13.218	26.080	99.4	1:40.661	88.95	1.766	10:35:33.324
4-	21.743	113.1	27.317	12.689	132.3	12.685	26.109	99.8	1:40.543	89.06	1.648	10:37:13.867
5-	21.592	111.2	27.571	12.706	135.5	12.372	26.498	100.4	1:40.739	88.88	1.844	10:38:54.606
6-	21.398	114.9	26.934	12.777	135.5	12.345	26.089	100.6	1:39.543	89.95	0.648	10:40:34.149
7-	21.321	111.2	26.746	12.608	133.1	12.673	26.098	99.8	1:39.446 (3)	90.04	0.551	10:42:13.595
8-	21.684	116.9	26.937	12.830	133.1	12.168	25.851	100.1	1:39.470	90.02	0.575	10:43:53.065
9-	21.630	115.3	27.039	12.751	127.8	12.413	25.692	99.4	1:39.525	89.97	0.630	10:45:32.590
10-	21.443	116.7	26.809	12.688	132.3	12.221	25.734	99.8	1:38.895 (1)	90.54		10:47:11.485
11-	21.359	117.5	26.938	12.715	132.1	12.183	25.916	99.2	1:39.111 (2)	90.34	0.216	10:48:50.596
12-	21.386	116.7	27.182	12.768	131.5	12.288	26.139	99.2	1:39.763	89.75	0.868	10:50:30.359

P14 77		Oliver MORGAN-EDWARDS			Aprilia RS660 - OME Racing							
IDEAL LAP TIME : 1:39.407		BEST LAP TIME : 1:39.896			DIFFERENCE : 0.489							
LAP	SECTOR 1	SECTOR 2	SECTOR 3	SECTOR 4	SECTOR 5	LAP TIME	MPH	DIFF	TIME OF DAY			
1-		108.4	27.127	12.850	130.0	12.489	26.361	95.8	1:44.910	85.35	5.014	10:32:10.264
2-	21.565	114.1	27.013	12.766	127.8	12.313	26.239	94.5	1:39.896 (1)	89.63		10:33:50.160
3-	21.555	115.5	26.970	12.843	127.8	12.178	26.379	94.9	1:39.925 (3)	89.61	0.029	10:35:30.085
4-	21.834	114.3	27.096	12.937	127.0	12.075	26.370	93.9	1:40.312	89.26	0.416	10:37:10.397
5-	21.857	109.2	27.092	12.886	126.6	12.193	26.241	95.5	1:40.269	89.30	0.373	10:38:50.666
6-	21.681	116.3	27.010	12.973	127.0	12.185	26.252	93.0	1:40.101	89.45	0.205	10:40:30.767
7-	21.817	113.7	27.071	12.962	127.0	12.140	26.116	95.3	1:40.106	89.44	0.210	10:42:10.873
8-	21.878	115.5	26.977	13.084	125.9	12.232	26.041	93.5	1:40.212	89.35	0.316	10:43:51.085
9-	21.857	115.3	27.033	12.917	125.9	12.090	26.248	95.0	1:40.145	89.41	0.249	10:45:31.230
10-	21.715	114.7	27.073	12.947	124.7	12.103	26.070	94.3	1:39.908 (2)	89.62	0.012	10:47:11.138
11-	21.917	116.7	27.194	12.857	128.5	12.701	26.144	94.2	1:40.813	88.82	0.917	10:48:51.951
12-	21.760	114.1	27.240	13.033	126.1	12.264	26.417	95.8	1:40.714	88.90	0.818	10:50:32.665

P15 23		Joe ELLIS			Aprilia RS660 - JPR							
IDEAL LAP TIME : 1:39.123		BEST LAP TIME : 1:39.747			DIFFERENCE : 0.624							
LAP	SECTOR 1	SECTOR 2	SECTOR 3	SECTOR 4	SECTOR 5	LAP TIME	MPH	DIFF	TIME OF DAY			
1-		102.7	27.782	12.679	133.6	12.311	26.675	97.3	1:46.250	84.27	6.503	10:32:11.604
2-	21.546	113.9	27.193	12.837	129.0	12.364	26.819	98.1	1:40.759	88.87	1.012	10:33:52.363
3-	21.610	112.7	27.037	12.847	131.0	12.276	26.338	94.3	1:40.108	89.44	0.361	10:35:32.471
4-	21.929	115.5	27.460	13.015	128.0	12.100	26.263	95.3	1:40.767	88.86	1.020	10:37:13.238
5-	21.879	112.0	27.766	12.786	130.3	12.158	26.470	96.5	1:41.059	88.60	1.312	10:38:54.297
6-	21.532	114.7	26.910	12.887	129.5	12.136	26.282	96.2	1:39.747 (1)	89.77		10:40:34.044
7-	21.589	114.1	26.916	12.739	131.5	12.348	26.352	97.3	1:39.944	89.59	0.197	10:42:13.988
8-	21.649	117.1	26.835	12.752	131.8	12.233	26.374	96.1	1:39.843 (3)	89.68	0.096	10:43:53.831
9-	21.710	116.1	26.736	12.966	127.8	12.217	26.147	96.8	1:39.776 (2)	89.74	0.029	10:45:33.607
10-	21.579	117.3	27.143	12.923	129.0	12.029	26.283	95.7	1:39.957	89.58	0.210	10:47:13.564
11-	21.817	113.7	27.143	13.032	127.3	12.346	26.401	96.2	1:40.739	88.88	0.992	10:48:54.303
12-	21.652	115.1	26.990	13.026	127.3	12.299	26.440	94.6	1:40.407	89.18	0.660	10:50:34.710

RACE 2 - SECTOR ANALYSIS



SECTOR 1 = FL to I1, SECTOR 2 = I1 to I2, SECTOR 3 = I2 to I3, SECTOR 4 = I3 to I4, SECTOR 5 = I4 to FL, DIFF = Difference To Personal Best Lap, P = Crossed Finish Line in Pit Lane, D = Time Disallowed

P16 44		Sam GREEN			Aprilia RS660 - Bruce Racing							
IDEAL LAP TIME : 1:38.940		BEST LAP TIME : 1:39.404			DIFFERENCE : 0.464							
LAP	SECTOR 1	SECTOR 2	SECTOR 3	SECTOR 4	SECTOR 5	LAP TIME	MPH	DIFF	TIME OF DAY			
1-		110.5	27.891	13.033	131.8	12.548	26.965	96.2	1:48.065	82.86	8.661	10:32:13.419
2-	21.899	113.1	27.059	12.989	129.5	12.378	26.644	96.4	1:40.969	88.68	1.565	10:33:54.388
3-	21.697	113.7	27.236	12.920	131.8	12.497	26.723	96.6	1:41.073	88.59	1.669	10:35:35.461
4-	21.771	113.5	27.026	12.838	130.3	12.665	26.515	95.5	1:40.815	88.82	1.411	10:37:16.276
5-	21.787	115.5	27.040	12.949	129.0	12.177	25.817	96.6	1:39.770	89.75	0.366	10:38:56.046
6-	21.514	117.3	26.847	12.862	128.5	12.824	25.867	96.1	1:39.914	89.62	0.510	10:40:35.960
7-	21.562	112.7	26.919	12.903	129.0	12.138	25.962	97.1	1:39.484 (2)	90.00	0.080	10:42:15.444
8-	21.634	114.1	26.809	12.904	128.3	12.397	26.183	94.9	1:39.927	89.60	0.523	10:43:55.371
9-	22.262	106.6	27.266	12.936	127.0	12.369	25.798	96.0	1:40.631	88.98	1.227	10:45:36.002
10-	21.954	110.0	27.057	13.004	127.0	11.982	25.832	96.2	1:39.829	89.69	0.425	10:47:15.831
11-	21.650	115.9	27.140	12.871	129.3	12.071	25.850	96.8	1:39.582 (3)	89.92	0.178	10:48:55.413
12-	21.566	112.7	26.976	12.854	129.3	12.211	25.797	95.1	1:39.404 (1)	90.08		10:50:34.817

P17 69		Joshua PROUDFOOT			Yamaha YZF-R7 - Rev2Race Yamaha							
IDEAL LAP TIME : 1:38.925		BEST LAP TIME : 1:39.270			DIFFERENCE : 0.345							
LAP	SECTOR 1	SECTOR 2	SECTOR 3	SECTOR 4	SECTOR 5	LAP TIME	MPH	DIFF	TIME OF DAY			
1-		99.2	27.741	13.071	129.0	12.577	26.739	98.5	1:46.607	83.99	7.337	10:32:11.961
2-	21.763	106.1	27.460	12.939	130.3	12.403	26.588	96.2	1:41.153	88.52	1.883	10:33:53.114
3-	21.891	112.0	27.114	12.874	130.0	12.639	26.152	96.9	1:40.670	88.94	1.400	10:35:33.784
4-	21.879	109.4	27.098	12.877	130.8	12.483	26.415	97.3	1:40.752	88.87	1.482	10:37:14.536
5-	21.748	109.1	27.201	12.787	130.8	12.158	26.843	96.8	1:40.737	88.88	1.467	10:38:55.273
6-	21.822	111.8	27.021	13.074	128.0	12.601	26.080	97.2	1:40.598	89.01	1.328	10:40:35.871
7-	21.937	102.7	27.064	12.971	129.5	11.897	25.979	96.8	1:39.848	89.68	0.578	10:42:15.719
8-	21.951	110.3	26.869	12.921	128.5	12.102	25.967	97.2	1:39.810 (3)	89.71	0.540	10:43:55.529
9-	22.281	104.6	27.323	12.838	129.3	12.389	25.961	96.9	1:40.792	88.84	1.522	10:45:36.321
10-	21.875	109.2	26.977	12.846	128.5	12.183	25.903	97.1	1:39.784 (2)	89.73	0.514	10:47:16.105
11-	21.736	112.5	26.964	12.843	130.8	12.085	26.355	97.5	1:39.983	89.55	0.713	10:48:56.088
12-	21.806	109.8	26.906	12.983	128.8	11.939	25.636	96.9	1:39.270 (1)	90.20		10:50:35.358

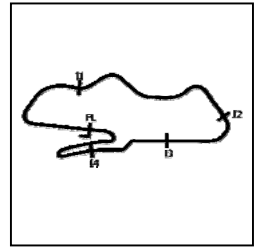
P18 4		Jack SMITH			Aprilia RS660 - Woodland Racing							
IDEAL LAP TIME : 1:37.714		BEST LAP TIME : 1:38.072			DIFFERENCE : 0.358							
LAP	SECTOR 1	SECTOR 2	SECTOR 3	SECTOR 4	SECTOR 5	LAP TIME	MPH	DIFF	TIME OF DAY			
1-		110.3	27.126	12.707	132.3	12.121	26.087	97.3	1:43.594	86.43	5.522	10:32:08.948
2-	21.145	113.9	26.604	12.630	131.8	12.338	25.840	98.6	1:38.557 (3)	90.85	0.485	10:33:47.505
3-	21.041	114.3	27.271	12.754	130.8	12.548	25.846	97.6	1:39.460	90.03	1.388	10:35:26.965
4-	21.235	117.1	26.872	12.699	131.3	11.998	25.754	98.5	1:38.558	90.85	0.486	10:37:05.523
5-	21.201	115.1	26.867	12.765	129.8	12.029	25.853	97.6	1:38.715	90.71	0.643	10:38:44.238
6-	21.179	109.8	26.875	12.760	131.0	11.908	25.538	98.8	1:38.260 (2)	91.13	0.188	10:40:22.498
7-	21.061	116.9	26.659	12.673	132.8	12.035	25.644	98.6	1:38.072 (1)	91.30		10:42:00.570
8-	21.272	114.7	26.707	12.623	131.3	14.114	25.757	96.1	1:40.473	89.12	2.401	10:43:41.043
9-	21.235	114.5	26.950	12.711	130.5	11.993	25.713	98.2	1:38.602	90.81	0.530	10:45:19.645
10-	21.230	114.3	26.732	12.889	129.0	14.673	25.978	98.1	1:41.502	88.21	3.430	10:47:01.147
11-	21.385	112.7	26.941	12.688	130.8	12.163	25.545	98.6	1:38.722	90.70	0.650	10:48:39.869
12-	21.326	112.2	27.103	12.789	129.8	12.090	26.015	98.1	1:39.323	90.15	1.251	10:50:19.192

MCRCB BULLETIN TK324

2024 Bennetts British Superbike Championship - Round 3

2024 Pirelli National Sportbike with Moneybarn Vehicle Finance

RACE 2 - SECTOR ANALYSIS



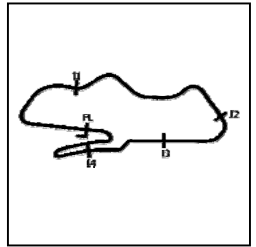
SECTOR 1 = FL to I1, SECTOR 2 = I1 to I2, SECTOR 3 = I2 to I3, SECTOR 4 = I3 to I4, SECTOR 5 = I4 to FL, DIFF = Difference To Personal Best Lap, P = Crossed Finish Line in Pit Lane, D = Time Disallowed

P19 20		Jack MUIR					Aprilia RS660 - Jack Muir Racing					
IDEAL LAP TIME : 1:39.778		BEST LAP TIME : 1:40.372					DIFFERENCE : 0.594					
LAP	SECTOR 1	SECTOR 2	SECTOR 3	SECTOR 4	SECTOR 5	LAP TIME	MPH	DIFF	TIME OF DAY			
1-		107.2	28.597	12.822	134.7	12.708	26.971	98.6	1:47.819	83.05	7.447	10:32:13.173
2-	21.771	114.7	27.238	12.868	132.3	12.523	26.592	98.1	1:40.992	88.66	0.620	10:33:54.165
3-	21.698	115.7	27.367	12.839	131.5	12.520	27.104	98.2	1:41.528	88.19	1.156	10:35:35.693
4-	21.717	112.9	27.018	12.745	134.4	12.398	26.494	97.3	1:40.372 (1)	89.21		10:37:16.065
5-	21.765	112.0	27.126	12.828	131.3	12.293	26.500	99.1	1:40.512 (2)	89.08	0.140	10:38:56.577
6-	21.388	113.1	26.904	12.764	134.2	12.576	29.623	98.6	1:43.255	86.72	2.883	10:40:39.832
7-	21.742	112.9	27.187	12.854	129.8	12.247	26.591	96.4	1:40.621 (3)	88.99	0.249	10:42:20.453
8-	21.758	114.5	27.105	12.809	128.5	12.511	26.850	97.2	1:41.033	88.62	0.661	10:44:01.486
9-	21.856	110.7	27.002	12.917	129.0	12.547	26.734	96.8	1:41.056	88.60	0.684	10:45:42.542
10-	22.013	108.4	27.061	12.803	129.8	12.504	26.816	97.8	1:41.197	88.48	0.825	10:47:23.739
11-	21.748	111.1	27.139	12.901	129.5	12.343	27.019	97.1	1:41.150	88.52	0.778	10:49:04.889
12-	22.106	107.7	27.462	12.858	129.8	12.302	26.683	97.8	1:41.411	88.29	1.039	10:50:46.300

P20 11		Sean O'REILLY					Aprilia RS660 - Moto Muzzi Racing Aprilia					
IDEAL LAP TIME : 1:38.673		BEST LAP TIME : 1:38.907					DIFFERENCE : 0.234					
LAP	SECTOR 1	SECTOR 2	SECTOR 3	SECTOR 4	SECTOR 5	LAP TIME	MPH	DIFF	TIME OF DAY			
1-		108.2	27.834	13.115	128.3	12.741	26.254	96.9	1:46.894	83.76	7.987	10:32:12.248
2-	21.587	114.5	27.208	12.968	127.8	12.576	26.493	96.6	1:40.832	88.80	1.925	10:33:53.080
3-	21.445	119.4	26.958	12.844	130.5	12.836	26.154	93.3	1:40.237	89.33	1.330	10:35:33.317
4-	21.498	121.1	27.155	13.139	126.8	12.658	25.900	96.2	1:40.350	89.23	1.443	10:37:13.667
5-	21.594	113.9	27.192	12.961	126.3	12.314	26.204	96.6	1:40.265	89.30	1.358	10:38:53.932
6-	21.550	118.5	26.821	13.040	126.3	12.361	25.967	96.4	1:39.739	89.77	0.832	10:40:33.671
7-	21.500	113.1	26.754	12.928	127.0	12.571	26.055	96.0	1:39.808	89.71	0.901	10:42:13.479
8-	21.582	120.6	26.772	12.921	125.9	12.323	25.908	95.5	1:39.506	89.98	0.599	10:43:52.985
9-	21.470	121.7	27.001	12.982	125.9	12.748	25.952	96.6	1:40.153	89.40	1.246	10:45:33.138
10-	21.308	120.0	26.660	12.884	128.0	12.172	25.883	95.8	1:38.907 (1)	90.53		10:47:12.045
11-	21.395	121.3	26.997	12.800	131.8	12.290	25.749	95.7	1:39.231 (2)	90.23	0.324	10:48:51.276
12-	21.292	116.7	26.878	12.824	127.5	12.316	26.148	95.1	1:39.458 (3)	90.03	0.551	10:50:30.734

P21 60		Lennon DOCHERTY					Kawasaki Ninja 650 - Sycmirus Motorsport					
IDEAL LAP TIME : 1:40.654		BEST LAP TIME : 1:40.846					DIFFERENCE : 0.192					
LAP	SECTOR 1	SECTOR 2	SECTOR 3	SECTOR 4	SECTOR 5	LAP TIME	MPH	DIFF	TIME OF DAY			
1-		109.1	28.037	13.041	127.0	12.627	26.746	93.7	1:47.493	83.30	6.647	10:32:12.847
2-	21.849	115.3	27.236	13.046	123.5	12.223	26.492	95.0	1:40.846 (1)	88.79		10:33:53.693
3-	21.970	116.7	27.812	13.072	127.0	12.623	26.824	95.4	1:42.301	87.53	1.455	10:35:35.994
4-	21.902	114.1	27.463	13.201	123.3	12.314	26.607	94.3	1:41.487 (3)	88.23	0.641	10:37:17.481
5-	21.847	116.9	27.453	13.194	122.4	12.227	26.467	94.3	1:41.188 (2)	88.49	0.342	10:38:58.669
6-	21.998	114.5	27.804	13.325	121.7	12.498	26.716	94.1	1:42.341	87.49	1.495	10:40:41.010
7-	21.909	118.5	27.375	13.184	122.6	12.575	26.500	93.4	1:41.543	88.18	0.697	10:42:22.553
8-	22.139	115.3	27.504	13.559	119.4	12.430	26.886	93.7	1:42.518	87.34	1.672	10:44:05.071
9-	22.273	110.1	27.667	13.478	119.4	12.597	26.717	93.2	1:42.732	87.16	1.886	10:45:47.803
10-	22.065	114.9	27.896	13.333	120.6	12.522	26.593	93.3	1:42.409	87.43	1.563	10:47:30.212
11-	22.131	114.1	27.660	13.281	121.3	12.363	26.457	94.1	1:41.892	87.88	1.046	10:49:12.104
12-	22.020	115.1	27.734	13.324	120.9	12.320	26.307	93.9	1:41.705	88.04	0.859	10:50:53.809

RACE 2 - SECTOR ANALYSIS



SECTOR 1 = FL to I1, SECTOR 2 = I1 to I2, SECTOR 3 = I2 to I3, SECTOR 4 = I3 to I4, SECTOR 5 = I4 to FL, DIFF = Difference To Personal Best Lap, P = Crossed Finish Line in Pit Lane, D = Time Disallowed

P22 18		Jodie FIELDHOUSE					Aprilia RS660 - Go Pink Racing					
IDEAL LAP TIME : 1:41.664		BEST LAP TIME : 1:42.122			DIFFERENCE : 0.458							
LAP	SECTOR 1	SECTOR 2	SECTOR 3	SECTOR 4	SECTOR 5	LAP TIME	MPH	DIFF	TIME OF DAY			
1-		104.8	28.128	13.293	130.5	12.837	26.921	97.2	1:48.591	82.46	6.469	10:32:13.945
2-	22.307	104.2	27.437	13.138	126.3	12.782	26.762	96.1	1:42.426 (3)	87.42	0.304	10:33:56.371
3-	22.218	104.6	27.681	13.114	126.8	12.729	26.707	95.1	1:42.449	87.40	0.327	10:35:38.820
4-	22.497	103.8	27.745	13.049	126.8	12.750	26.689	95.5	1:42.730	87.16	0.608	10:37:21.550
5-	22.281	104.6	27.741	13.109	125.6	12.807	26.777	96.2	1:42.715	87.17	0.593	10:39:04.265
6-	22.014	106.3	27.619	13.140	126.8	12.751	26.598	95.7	1:42.122 (1)	87.68		10:40:46.387
7-	22.224	106.0	27.628	13.038	125.6	12.725	26.709	95.7	1:42.324 (2)	87.51	0.202	10:42:28.711
8-	22.419	107.3	27.722	13.229	125.9	12.741	26.892	95.7	1:43.003	86.93	0.881	10:44:11.714
9-	22.173	106.8	27.852	13.130	126.1	12.645	27.368	95.4	1:43.168	86.79	1.046	10:45:54.882
10-	22.432	107.3	27.715	13.012	127.0	12.762	26.922	95.1	1:42.843	87.06	0.721	10:47:37.725
11-	22.343	105.1	27.877	13.081	127.0	12.799	26.556	96.5	1:42.656	87.22	0.534	10:49:20.381
12-	22.944	99.1	28.149	13.154	125.9	12.818	26.917	95.8	1:43.982	86.11	1.860	10:51:04.363

P23 56		Charlie ATKINS					Kawasaki Ninja 650 - Sycirrus Motorsport					
IDEAL LAP TIME : 1:37.846		BEST LAP TIME : 1:38.246			DIFFERENCE : 0.400							
LAP	SECTOR 1	SECTOR 2	SECTOR 3	SECTOR 4	SECTOR 5	LAP TIME	MPH	DIFF	TIME OF DAY			
1-		111.2	26.851	12.594	133.9	12.128	25.907	99.2	1:42.830	87.08	4.584	10:32:08.184
2-	21.182	116.9	26.336	12.564	131.5	12.100	26.076	96.8	1:38.258 (2)	91.13	0.012	10:33:46.442
3-	21.207	118.5	26.488	12.700	130.5	12.016	25.835	98.1	1:38.246 (1)	91.14		10:35:24.688
4-	21.277	117.1	26.579	12.740	129.5	12.073	25.862	97.8	1:38.531 (3)	90.87	0.285	10:37:03.219
5-	21.319	118.1	26.711	12.789	128.8	12.050	25.910	97.8	1:38.779	90.65	0.533	10:38:41.998
6-	21.353	116.1	26.786	12.811	128.8	12.015	25.920	98.1	1:38.885	90.55	0.639	10:40:20.883
7-	21.331	116.3	26.675	12.812	128.0	12.099	25.915	96.6	1:38.832	90.60	0.586	10:41:59.715
8-	21.437	117.5	26.745	12.858	128.3	12.010	25.754	96.6	1:38.804	90.62	0.558	10:43:38.519
9-	21.393	117.3	26.679	12.934	126.8	12.113	25.885	93.8	1:39.004	90.44	0.758	10:45:17.523
10-	21.493	115.5	26.768	12.880	128.3	12.048	26.113	95.8	1:39.302	90.17	1.056	10:46:56.825
11-	21.596	116.1	26.855	12.800	128.8	12.115	25.851	97.3	1:39.217	90.25	0.971	10:48:36.042

P24 17		Zak SHELTON					Aprilia RS660 - XMT Racing					
IDEAL LAP TIME : 1:36.433		BEST LAP TIME : 1:36.812			DIFFERENCE : 0.379							
LAP	SECTOR 1	SECTOR 2	SECTOR 3	SECTOR 4	SECTOR 5	LAP TIME	MPH	DIFF	TIME OF DAY			
1-		119.8	26.418	12.429	135.0	11.816	25.661	99.5	1:40.649	88.96	3.837	10:32:06.003
2-	20.970	119.4	26.097	12.553	129.8	11.695	25.665	99.7	1:36.980 (3)	92.33	0.168	10:33:42.983
3-	20.862	121.1	26.162	12.472	132.1	11.687	25.629	98.9	1:36.812 (1)	92.49		10:35:19.795
4-	20.934	121.7	26.064	12.490	132.1	12.240	25.606	99.7	1:37.334	91.99	0.522	10:36:57.129
5-	20.884	116.9	26.324	12.559	131.0	11.647	25.431	99.8	1:36.845 (2)	92.46	0.033	10:38:33.974
6-	21.278	115.7	26.299	12.548	131.3	11.711	25.590	100.4	1:37.426	91.91	0.614	10:40:11.400
7-	20.910	119.1	26.331	12.571	130.8	11.809	25.775	98.3	1:37.396	91.93	0.584	10:41:48.796
8-	21.043	121.1	26.264	12.620	131.0	11.799	IN PIT		10:01.712 P	14.88	8:24.900	10:51:50.508

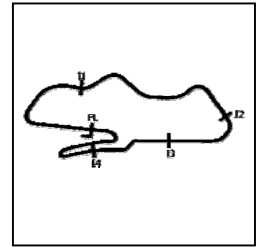
P25 40		Darragh CREAN					Aprilia RS660 - DJ Racing Aprilia					
IDEAL LAP TIME : 1:37.714		BEST LAP TIME : 1:38.213			DIFFERENCE : 0.499							
LAP	SECTOR 1	SECTOR 2	SECTOR 3	SECTOR 4	SECTOR 5	LAP TIME	MPH	DIFF	TIME OF DAY			
1-		109.6	26.987	13.560	132.8	12.414	25.713	97.1	1:44.465	85.71	6.252	10:32:09.819
2-	21.424	114.3	26.820	12.748	130.3	13.003	25.526	99.7	1:39.521	89.97	1.308	10:33:49.340
3-	21.306	116.7	26.785	12.743	131.0	12.292	25.494	99.5	1:38.620	90.79	0.407	10:35:27.960
4-	21.351	117.5	26.686	12.695	132.6	12.108	25.532	99.2	1:38.372	91.02	0.159	10:37:06.332
5-	21.295	116.9	26.782	12.823	131.3	12.037	25.387	99.5	1:38.324 (3)	91.07	0.111	10:38:44.656
6-	21.246	117.3	26.824	12.753	132.8	12.004	25.464	99.8	1:38.291 (2)	91.10	0.078	10:40:22.947
7-	21.183	121.3	26.843	12.675	132.6	12.014	25.498	99.5	1:38.213 (1)	91.17		10:42:01.160

MCRCB BULLETIN TK324

2024 Bennetts British Superbike Championship - Round 3

2024 Pirelli National Sportbike with Moneybarn Vehicle Finance

RACE 2 - SECTOR ANALYSIS



SECTOR 1 = FL to I1, SECTOR 2 = I1 to I2, SECTOR 3 = I2 to I3, SECTOR 4 = I3 to I4, SECTOR 5 = I4 to FL, DIFF = Difference To Personal Best Lap, P = Crossed Finish Line in Pit Lane, D = Time Disallowed

P26		6		Jack KNIGHTS		Aprilia RS660 - BlueMotion Racing						
IDEAL LAP TIME : 1:39.728		BEST LAP TIME : 1:40.687		DIFFERENCE : 0.959								
LAP	SECTOR 1	SECTOR 2	SECTOR 3	SECTOR 4	SECTOR 5	LAP TIME	MPH	DIFF	TIME OF DAY			
1-	101.6	27.168	13.060	125.9	12.563	26.620	95.8	1:45.710	84.70	5.023	10:32:11.064	
2-	21.857	115.1	27.134	12.971	124.9	12.662	26.403	95.5	1:41.027 (2)	88.63	0.340	10:33:52.091
3-	21.601	116.7	27.077	12.969	125.2	12.460	26.580	95.3	1:40.687 (1)	88.93		10:35:32.778
4-	21.708	116.5	27.628	12.999	125.6	12.842	26.243	96.9	1:41.420 (3)	88.29	0.733	10:37:14.198
5-	21.348	111.6	27.631	12.717	128.3	12.343	27.420	97.1	1:41.459	88.25	0.772	10:38:55.657
6-	21.513	114.7	27.422	12.796	127.8	12.802	IN PIT		1:42.710 P	87.18	2.023	10:40:38.367

MCRCB BULLETIN TK325

2024 Bennetts British Superbike Championship - Round 3

2024 Pirelli National Sportbike with Moneybarn Vehicle Finance

RACE 2 - BEST SECTORS

POS	SECTOR 1		SECTOR 2		SECTOR 3		SECTOR 4		SECTOR 5		IDEAL / BEST COMPARISON					
	NO	TIME	NO	TIME	NO	TIME	NO	TIME	NO	TIME	POS	NO	NAME	IDEAL	BEST	DIFF
1	13	20.335	55	25.621	8	12.296	55	11.391	13	24.642	1	13	PERFECT LAP	1:34.285		
2	34	20.587	8	25.652	13	12.348	25	11.415	47	24.768	2	47	COLOMBI	1:34.520	1:34.791	0.271
3	47	20.629	34	25.678	34	12.394	8	11.421	55	24.945	2	47	COOPER	1:35.159	1:35.457	0.298
4	25	20.642	13	25.719	25	12.416	13	11.476	25	25.006	3	8	BARNES	1:35.191	1:35.626	0.435
5	8	20.717	47	25.766	85	12.422	47	11.540	51	25.081	4	55	DESSOY	1:35.196	1:35.509	0.313
6	76	20.756	25	25.770	76	12.425	51	11.566	8	25.105	5	25	STRUDWICK	1:35.249	1:35.376	0.127
7	55	20.776	85	25.955	17	12.429	34	11.604	28	25.195	6	34	SILVESTER	1:35.586	1:35.879	0.293
8	85	20.824	76	26.055	47	12.456	85	11.617	85	25.238	7	85	MARTIN	1:36.056	1:36.774	0.718
9	17	20.862	17	26.064	55	12.463	76	11.625	14	25.294	8	76	STEPHENSON	1:36.294	1:36.683	0.389
10	51	20.925	28	26.081	51	12.556	17	11.647	34	25.323	9	51	BANHAM	1:36.351	1:36.608	0.257
11	28	20.951	14	26.100	56	12.564	28	11.700	40	25.387	10	17	SHELTON	1:36.433	1:36.812	0.379
12	14	20.964	51	26.223	28	12.596	14	11.747	17	25.431	11	28	DAVIDSON	1:36.523	1:37.021	0.498
13	4	21.041	56	26.336	14	12.600	69	11.897	76	25.433	12	14	ARROWSMITH	1:36.705	1:36.725	0.020
14	61	21.141	61	26.397	66	12.608	4	11.908	4	25.538	13	4	SMITH	1:37.714	1:38.072	0.358
15	56	21.182	40	26.465	4	12.623	44	11.982	61	25.541	14	40	CREAN	1:37.714	1:38.213	0.499
16	40	21.183	4	26.604	40	12.675	61	11.983	69	25.636	15	56	ATKINS	1:37.846	1:38.246	0.400
17	11	21.292	11	26.660	23	12.679	40	12.004	66	25.692	16	61	HARRIS	1:37.855	1:38.142	0.287
18	66	21.321	23	26.736	6	12.717	56	12.010	11	25.749	17	66	HAND	1:38.535	1:38.895	0.360
19	6	21.348	66	26.746	20	12.745	23	12.029	56	25.754	18	11	O'REILLY	1:38.673	1:38.907	0.234
20	20	21.388	44	26.809	77	12.766	77	12.075	44	25.797	19	69	PROUDFOOT	1:38.925	1:39.270	0.345
21	44	21.514	69	26.869	69	12.787	66	12.168	77	26.041	20	44	GREEN	1:38.940	1:39.404	0.464
22	23	21.532	20	26.904	61	12.793	11	12.172	23	26.147	21	23	ELLIS	1:39.123	1:39.747	0.624
23	77	21.555	77	26.970	11	12.800	60	12.223	6	26.243	22	77	MORGAN-EDWARDS	1:39.407	1:39.896	0.489
24	69	21.736	6	27.077	44	12.838	20	12.247	60	26.307	23	6	KNIGHTS	1:39.728	1:40.687	0.959
25	60	21.847	60	27.236	18	13.012	6	12.343	20	26.494	24	20	MUIR	1:39.778	1:40.372	0.594
26	18	22.014	18	27.437	60	13.041	18	12.645	18	26.556	25	60	DOCHERTY	1:40.654	1:40.846	0.192
											26	18	FIELDHOUSE	1:41.664	1:42.122	0.458

MCRCB BULLETIN TK326**2024 Bennetts British Superbike Championship - Round 3****2024 Pirelli National Sportbike with Moneybarn Vehicle Finance****RACE 2 - BEST SPEEDS**

POS	INTERMEDIATE 1		INTERMEDIATE 2		INTERMEDIATE 3		INTERMEDIATE 4		FINISH LINE	
	NO	NAME MPH	NO	NAME MPH	NO	NAME MPH	NO	NAME MPH	NO	NAME MPH
1	13	COLOMBI 128.0			76	STEPHENSON 136.9			13	COLOMBI 101.2
2	76	STEPHENSON 126.8			8	BARNES 136.1			8	BARNES 100.6
3	47	COOPER 126.1			13	COLOMBI 135.5			51	BANHAM 100.6
4	85	MARTIN 125.6			28	DAVIDSON 135.5			66	HAND 100.6
5	25	STRUDWICK 125.2			66	HAND 135.5			25	STRUDWICK 100.4
6	8	BARNES 124.9			55	DESSOY 135.2			17	SHELTON 100.4
7	51	BANHAM 124.2			34	SILVESTER 135.0			55	DESSOY 100.3
8	55	DESSOY 123.8			17	SHELTON 135.0			28	DAVIDSON 100.3
9	28	DAVIDSON 123.5			25	STRUDWICK 134.7			34	SILVESTER 100.0
10	34	SILVESTER 123.3			20	MUIR 134.7			76	STEPHENSON 100.0
11	14	ARROWSMITH 123.1			51	BANHAM 134.4			14	ARROWSMITH 100.0
12	11	O'REILLY 121.7			14	ARROWSMITH 133.9			40	CREAN 99.8
13	17	SHELTON 121.7			56	ATKINS 133.9			47	COOPER 99.7
14	40	CREAN 121.3			23	ELLIS 133.6			85	MARTIN 99.5
15	60	DOCHERTY 118.5			47	COOPER 133.1			56	ATKINS 99.2
16	56	ATKINS 118.5			85	MARTIN 133.1			20	MUIR 99.1
17	66	HAND 117.5			4	SMITH 132.8			4	SMITH 98.8
18	23	ELLIS 117.3			40	CREAN 132.8			69	PROUDFOOT 98.5
19	44	GREEN 117.3			44	GREEN 131.8			61	HARRIS 98.1
20	4	SMITH 117.1			11	O'REILLY 131.8			23	ELLIS 98.1
21	61	HARRIS 116.9			69	PROUDFOOT 130.8			18	FIELDHOUSE 97.2
22	77	MORGAN-EDWARDS 116.7			18	FIELDHOUSE 130.5			44	GREEN 97.1
23	6	KNIGHTS 116.7			61	HARRIS 130.0			6	KNIGHTS 97.1
24	20	MUIR 115.7			77	MORGAN-EDWARDS 130.0			11	O'REILLY 96.9
25	69	PROUDFOOT 112.5			6	KNIGHTS 128.3			77	MORGAN-EDWARDS 95.8
26	18	FIELDHOUSE 107.3			60	DOCHERTY 127.0			60	DOCHERTY 95.4

MCRCB BULLETIN TK327

2024 Bennetts British Superbike Championship - Round 3

2024 Pirelli National Sportbike with Moneybarn Vehicle Finance

RACE 2 - STATISTICS

Competitors Started	26
Planned Start	2024-05-19 @ 10:30:00.000
Actual Start	2024-05-19 @ 10:30:25.353
Finish Time	2024-05-19 @ 10:49:29.268
Track Length	2.4873mi.
Total Laps	297
Total Distance Covered	738.7426mi.

Session Fastest Lap History

NO	NAME	LAP TIME	TIME OF DAY	LAP	VEHICLE
13	Edoardo COLOMBI	1:35.395	10:33:38.874	2	Aprilia RS660
13	Edoardo COLOMBI	1:35.149	10:35:14.023	3	Aprilia RS660
13	Edoardo COLOMBI	1:34.932	10:36:48.955	4	Aprilia RS660
13	Edoardo COLOMBI	1:34.800	10:41:33.821	7	Aprilia RS660
13	Edoardo COLOMBI	1:34.791	10:43:08.612	8	Aprilia RS660

Session Leader History

NO	NAME	FROM LAP	LAPS LED	DISTANCE	VEHICLE
13	Edoardo COLOMBI	1	12	29.81 miles	Aprilia RS660

Flag History

TYPE	TIME OF DAY
GREEN	10:30:25.353
FINISH	10:49:29.268

Flag Statistics

TYPE	COUNT	TOTAL LAPS	TOTAL TIME
Green	1	12	22:24.815
Red	0	0	0.000
Safety Car	0	0	0.000
FCY	0	0	0.000

MCRCB BULLETIN TK328

2024 Bennetts British Superbike Championship - Round 3

2024 Pirelli National Sportbike with Moneybarn Vehicle Finance

RACE 2 - SESSION NOTES

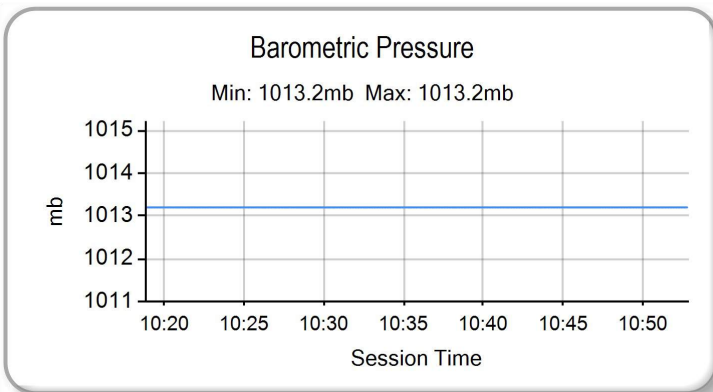
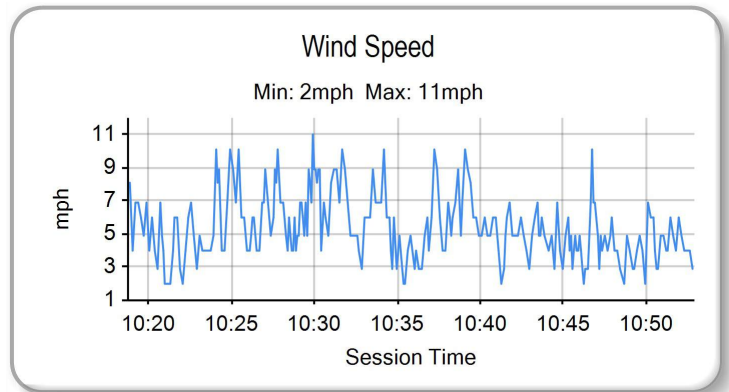
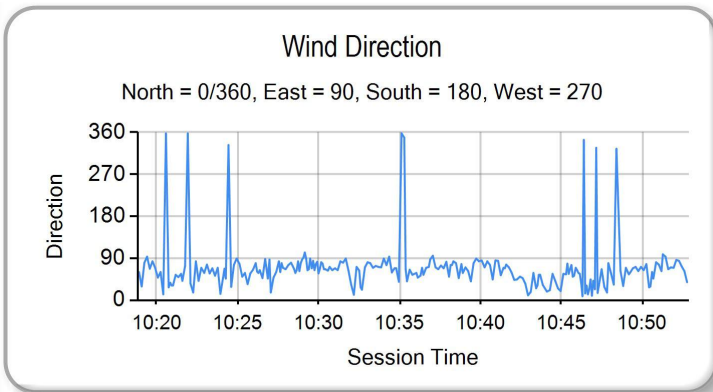
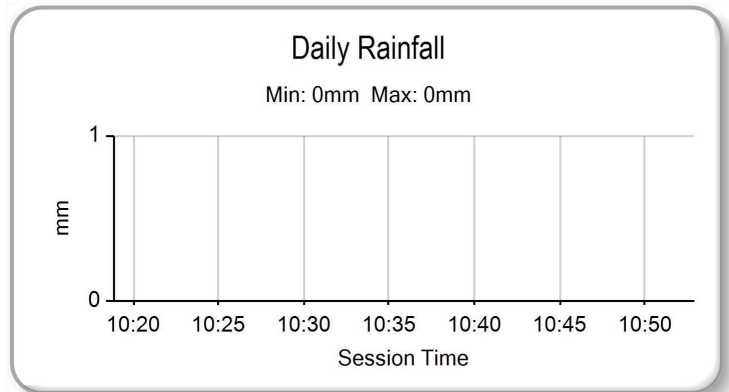
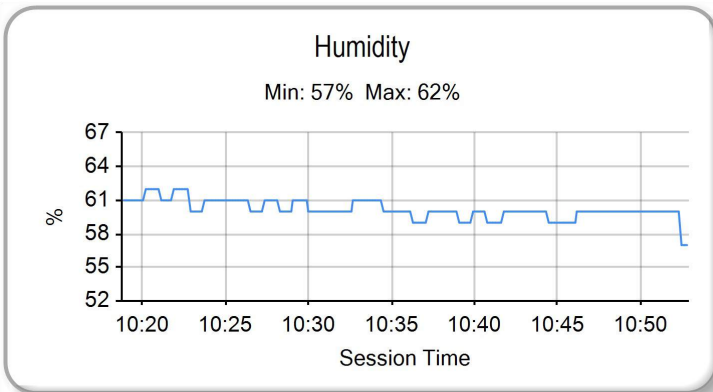
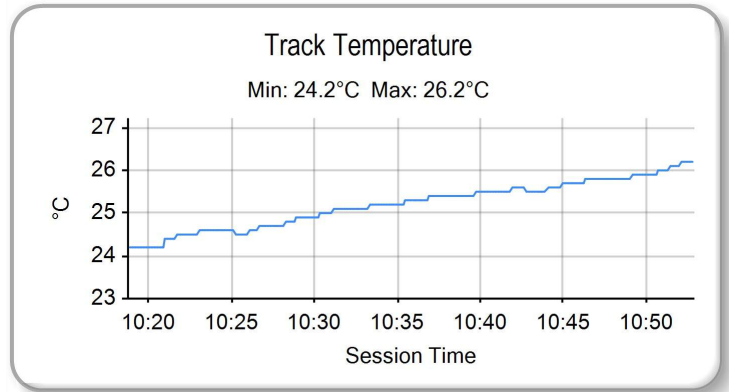
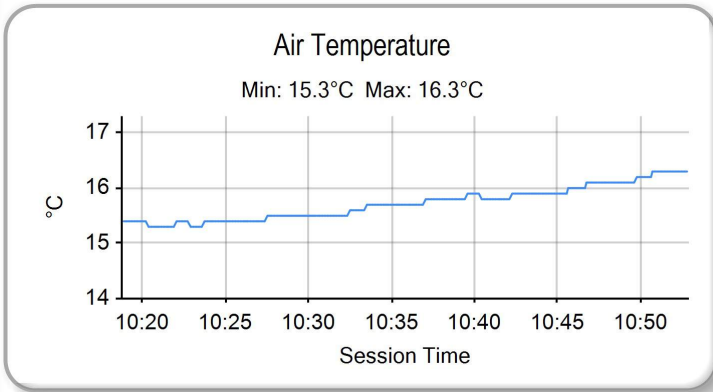
TIME	MESSAGE
10:20:05	PITLANE OPEN
10:25:05	PITLANE CLOSED
10:25:09	3 MINUTES TO WARM UP LAP
10:27:12	1 MINUTE TO WARM UP LAP
10:27:35	30 SECONDS TO WARM UP LAP
10:27:50	GREEN FLAG - WARM UP LAP
10:29:35	RACE START
10:30:59	NO JUMP STARTS
10:35:55	NO. 11 + 4 - COURSE CUT - T10
10:36:27	
10:38:40	#51 TRACK LIMITS WARNING
10:39:29	LONG LAP NO. 4,11
10:39:53	
10:40:02	COURSE CUT - T10
10:43:14	TWO THIRDS DISTANCE COMPLETED
10:43:36	NO.40 FALLER AT T8 COPPICE - RIDER OK
10:44:02	NO.17 STOPPED TECHNICAL PROBLEM - GODDARDS
10:44:32	NO.6 RETIRED
10:45:49	RIDE THROUGH PENALTY NO. 4, 11
10:46:13	DID NOT COMPLETE LONG LAP PENALTY
10:47:15	#51 LONG LAP EQUIVALENT TIME PENALTY - 5X TRACK LIMITS
10:48:38	BLACK/ORANGE FLAG NO. 56

MCRCB BULLETIN TK329

2024 Bennetts British Superbike Championship - Round 3

2024 Pirelli National Sportbike with Moneybarn Vehicle Finance

RACE 2 - WEATHER CONDITIONS



2024 Pirelli National Sportbike with Moneybarn Finance
RIDERS CHAMPIONSHIP CLASSIFICATION



		TOTAL	GAP	DIFF																Wins	Seconds	Thirds						
					1	2	3	4	5	6	7	8	9	10	11	12	13	14	15									
					4th - 6th May	Oulton Park International	17th - 19th May	Donington Park GP	14th - 16th June	Knockhill	5th - 7th July	Snetterton 300	19th - 21st July	Brands Hatch GP	9th - 11th August	Thruxton	24th - 26th August	Cadwell Park	13th - 15th September	Oulton Park International	27th - 29th September	Donington Park GP	14th - 13th October	Brands Hatch GP				
1	Edoardo COLOMBI (Aprilia)	87.5			12.5	25	25	25																		4	0	0
2	Richard COOPER (Triumph)	77	10.5		11	22	22	22																		0	4	0
3	Ash BARNES (Yamaha)	64	23.5	13	8	20	20	16																		0	0	2
4	Thomas STRUDWICK (Triumph)	47	40.5	17	9		18	20																		0	0	1
5	Harrison DESOY (Yamaha)	43	44.5	4	7	18		18																		0	0	0
6	Rhys STEPHENSON (Triumph)	40	47.5	3		14	14	12																		0	0	0
7	Alfie DAVIDSON (Aprilia)	36	51.5	4	4	16	8	8																		0	0	0
8	Jayden MARTIN (Triumph)	28	59.5	8	6		12	10																		0	0	0
9	Lewis ARROWSMITH (Aprilia)	24.5	63	3.5	2.5	10	6	6																		0	0	0
10	Aaron SILVESTER (Triumph)	24	63.5	0.5	10			14																		0	0	1
11	Zak SHELTON (Aprilia)	21	66.5	3	5		16																			0	0	0
12	Finn SMART-WEEDEN (Aprilia)	15	72.5	6	3	12																				0	0	0
13	Rossi BANHAM (Yamaha)	15	72.5	0				10	5																	0	0	0
14	Cameron HARRIS (Aprilia)	11.5	76	3.5	0.5	3	4	4																		0	0	0
15	Charlie ATKINS (Kawasaki)	8	79.5	3.5			8																			0	0	0
16	Darragh CREAN (Aprilia)	8	79.5	0		5	3																			0	0	0
17	Jack SMITH (Aprilia)	6.5	81	1.5	1.5		5																			0	0	0
18	Sean O'REILLY (Aprilia)	6	81.5	0.5		6																				0	0	0
19	Katie HAND (Yamaha)	6	81.5	0	1		2	3																		0	0	0
20	Joe ELLIS (Aprilia)	5	82.5	1		4		1																		0	0	0
21	Oliver MORGAN-EDWARDS (Aprilia)	4	83.5	1		2		2																		0	0	0
22	Kieran KENT (Yamaha)	2	85.5	2	2																					0	0	0
23	Sam GREEN (Aprilia)	1	86.5	1			1																			0	0	0
24	Joshua PROUDFOOT (Yamaha)	1	86.5	3		1																				0	0	0